



(12) **United States Design Patent**
Hill et al.

(10) **Patent No.:** **US D600,589 S**
(45) **Date of Patent:** **** Sep. 22, 2009**

(54) **TIN-CAN MAN ORNAMENT**

(76) Inventors: **Troy A. Hill**, P.O. Box 2084, Barstow,
CA (US) 92312; **Michael D. Hill**, 431
Highland Ave., Barstow, CA (US) 92311

(**) Term: **14 Years**

(21) Appl. No.: **29/296,736**

(22) Filed: **Oct. 26, 2007**

(51) **LOC (9) Cl.** **11-05**

(52) **U.S. Cl.** **D11/128; D11/121**

(58) **Field of Classification Search** D11/117,
D11/121, 124, 125, 127, 128, 129, 131, 157,
D11/158, 160; D21/593, 594, 621, 632,
D21/633, 627, 638; 428/7, 8, 9, 11
See application file for complete search history.

(56) **References Cited**

U.S. PATENT DOCUMENTS

D99,852 S *	6/1936	Bitterli	D21/624
D152,128 S *	12/1948	Salter	D21/624
D179,510 S *	1/1957	Dogn	D11/128
D184,032 S *	12/1958	Unwin	D11/160
D190,586 S *	6/1961	Morswell	D11/128
D221,867 S *	9/1971	Trush	D11/128
D223,004 S *	2/1972	Vanderwater	D11/128
D249,027 S *	8/1978	Dibble	D11/125

D260,686 S *	9/1981	Atrio	D26/99
D262,276 S *	12/1981	Christoff	D11/160
D283,237 S *	4/1986	Tell	D21/633
D352,013 S *	11/1994	Corson et al.	D11/125
D357,768 S *	4/1995	Ng	D30/106
D484,826 S *	1/2004	Puntch	D11/128
D569,761 S *	5/2008	Engelke	D11/128
D570,730 S *	6/2008	Garrison	D11/128
D578,245 S *	10/2008	Maldonado	D26/99

* cited by examiner

Primary Examiner—Stella M Reid

Assistant Examiner—Elizabeth J Oswecki

(57) **CLAIM**

The ornamental design for a tin-can man ornament, as shown and described.

DESCRIPTION

FIG. 1 is a front elevational view of a tin-can man ornament showing my new design;

FIG. 2 is a rear elevational view thereof;

FIG. 3 is a left side elevational view thereof;

FIG. 4 is a right side elevational view thereof;

FIG. 5 is a top plan view thereof; and,

FIG. 6 is a bottom plan view thereof.

1 Claim, 4 Drawing Sheets

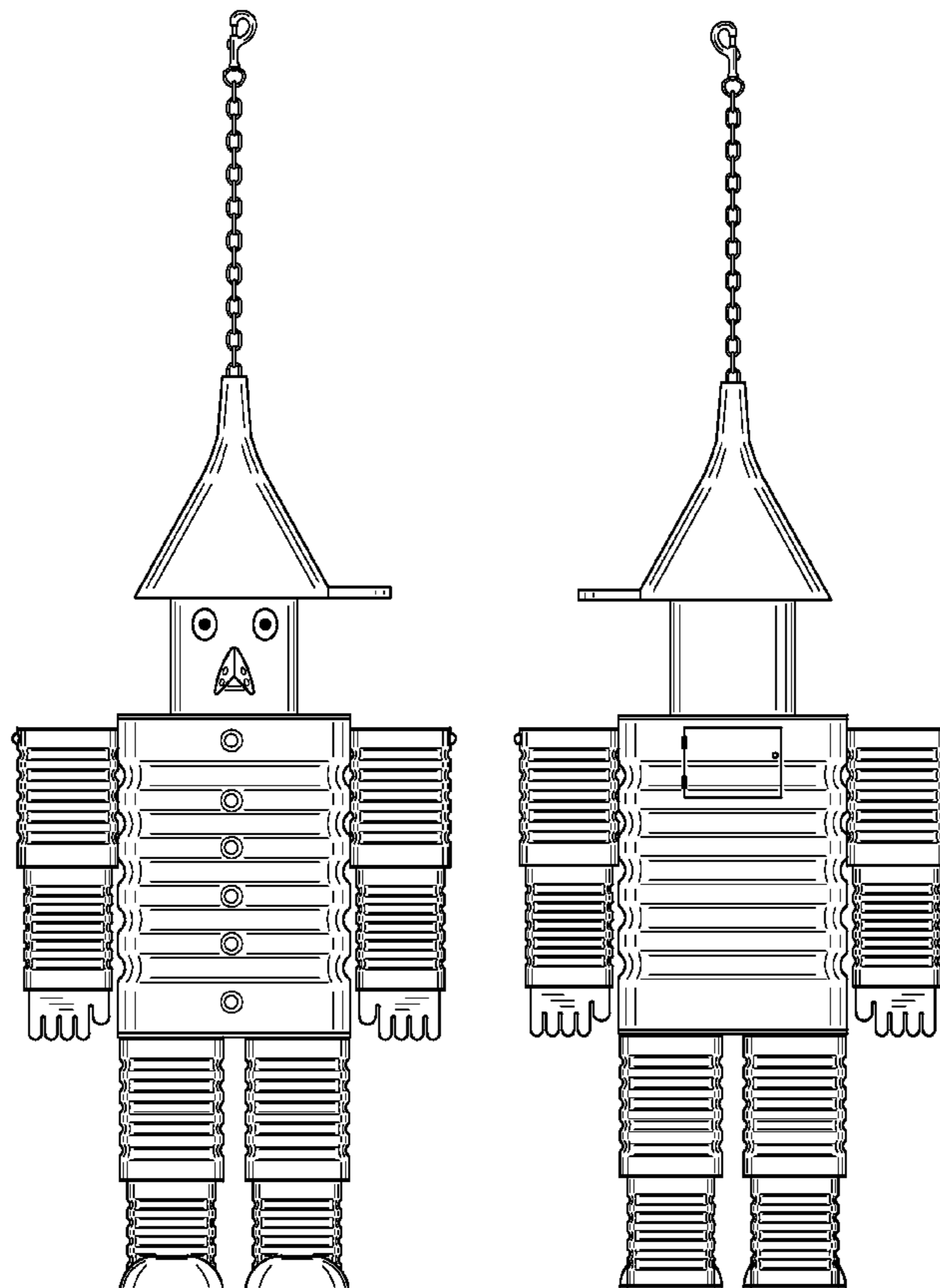


FIG. 1

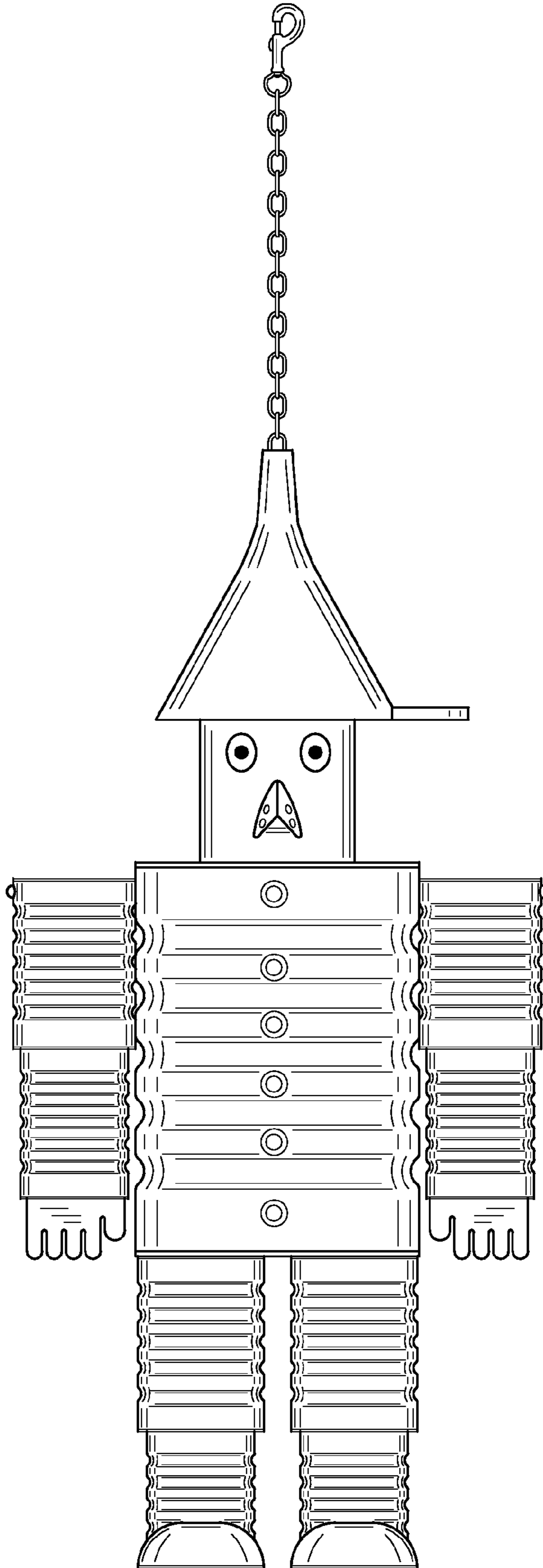


FIG. 2

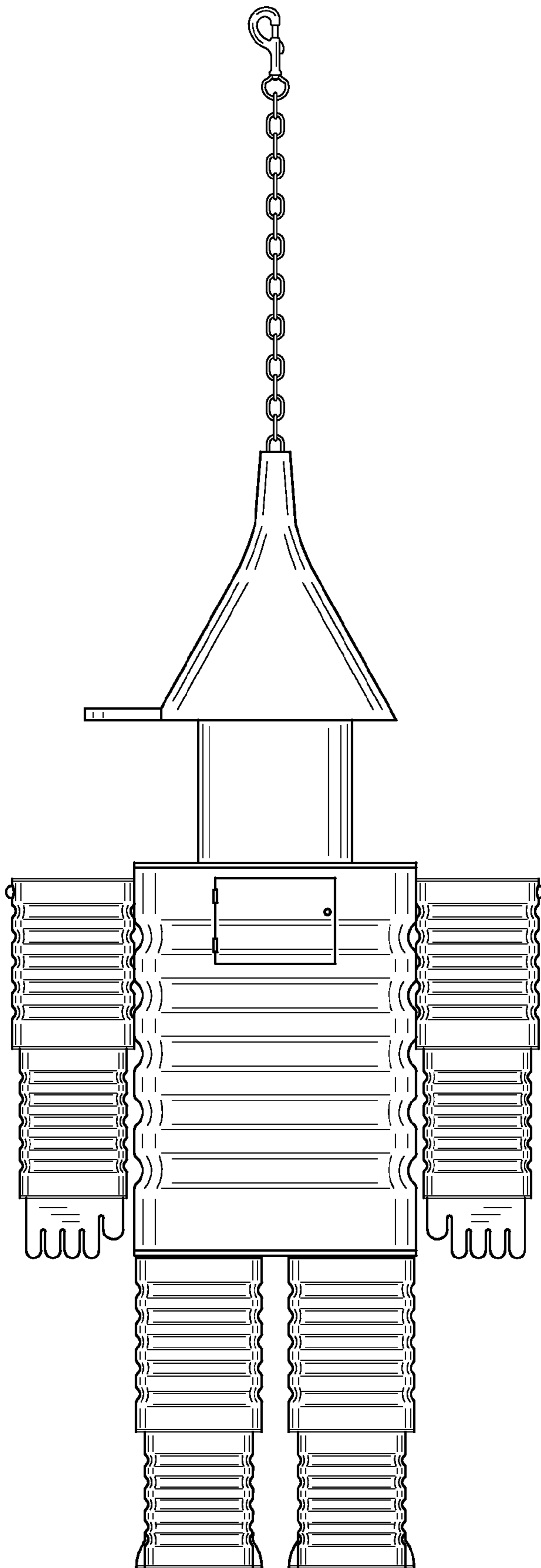


FIG. 3

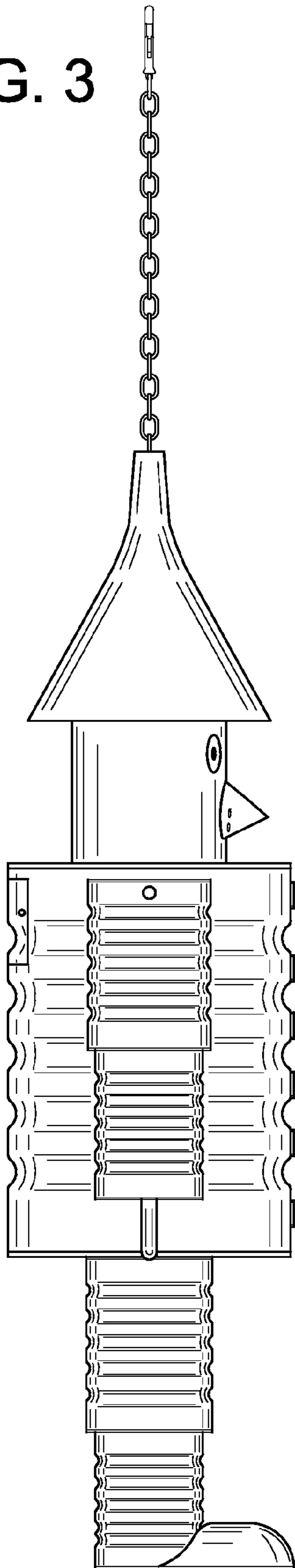
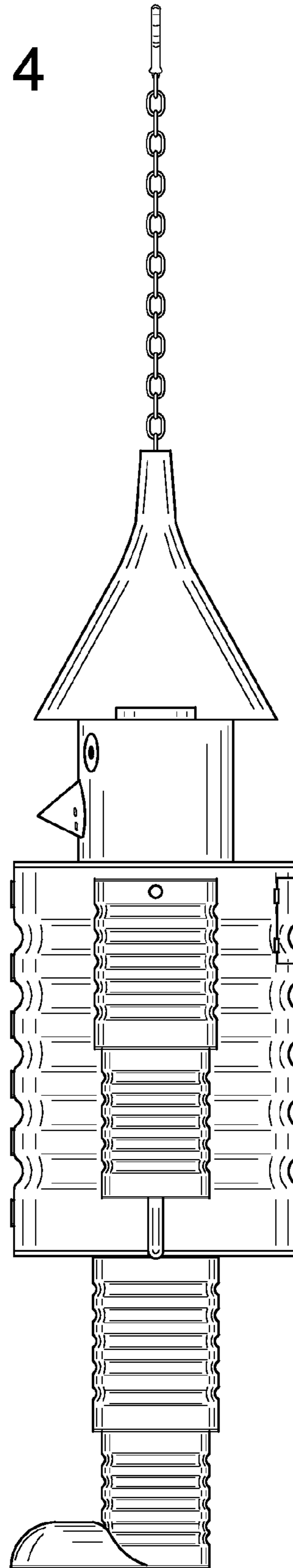


FIG. 4



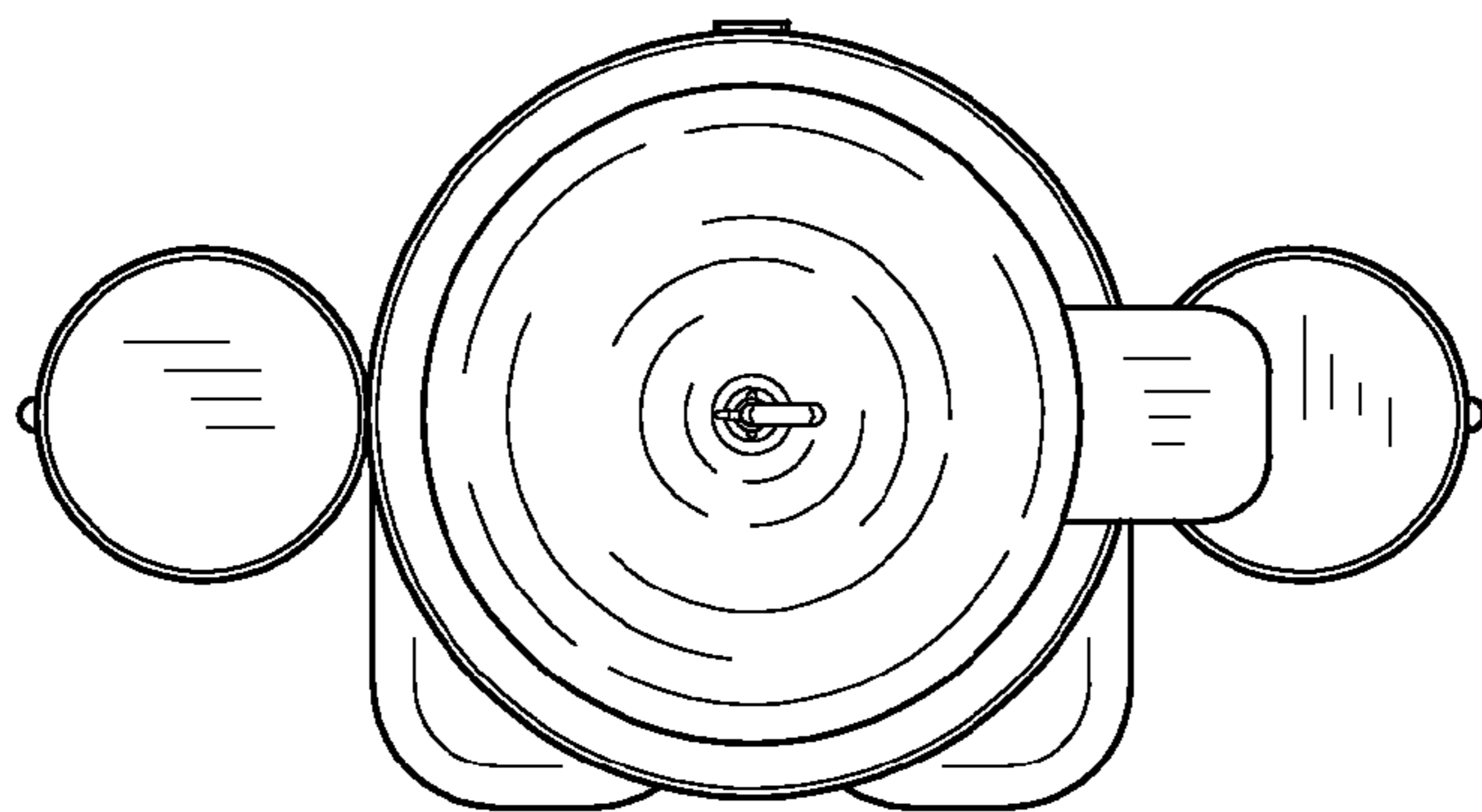


FIG. 5

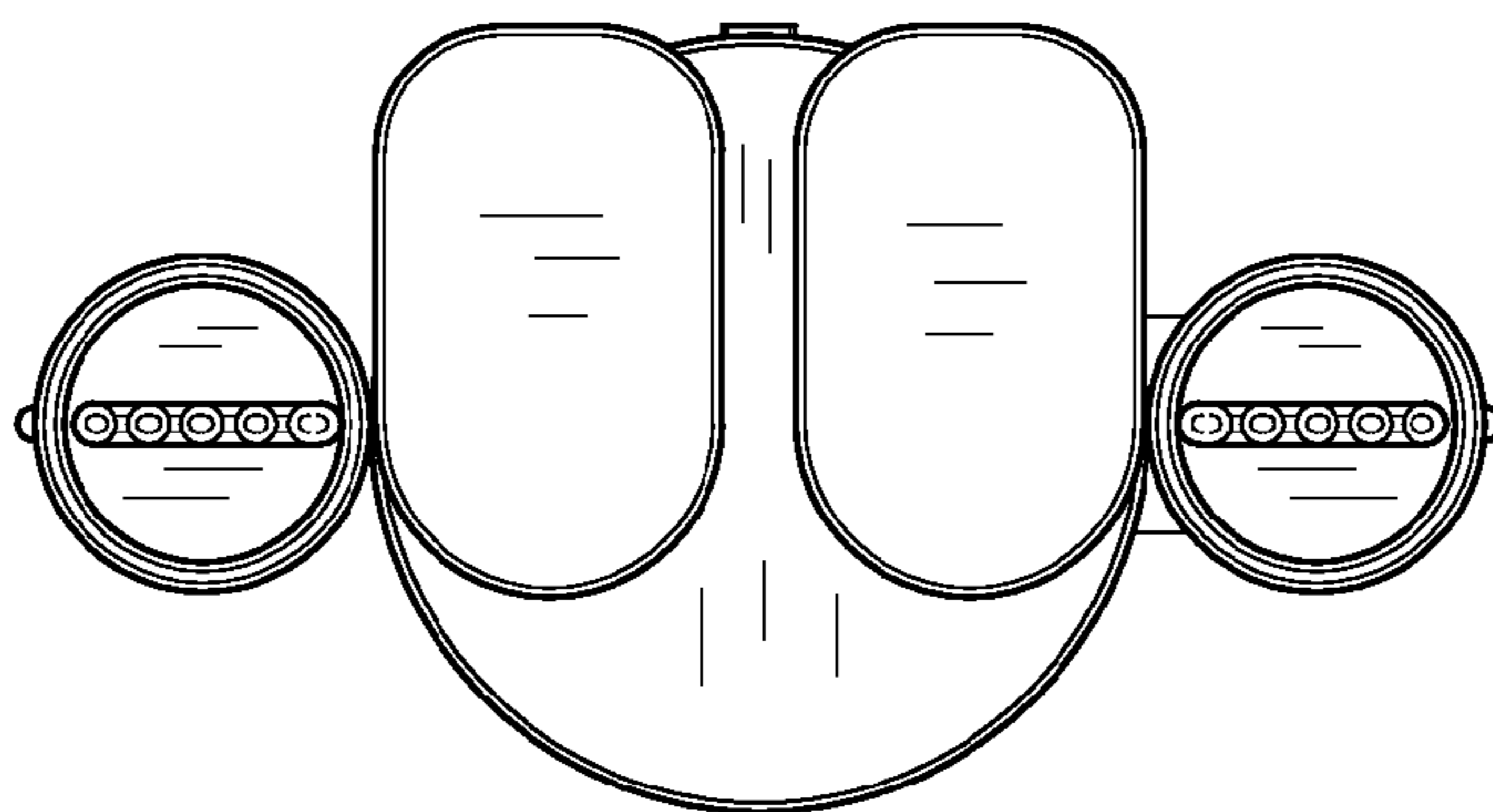


FIG. 6