



US00D600572S

(12) **United States Design Patent**  
**Yee**

(10) **Patent No.:** **US D600,572 S**  
(45) **Date of Patent:** **\*\* Sep. 22, 2009**

(54) **WATCH**

(75) Inventor: **Peter Yee**, Irvine, CA (US)

(73) Assignee: **Oakley, Inc.**, Foothill Ranch, CA (US)

(\*\*) Term: **14 Years**

(21) Appl. No.: **29/313,912**

(22) Filed: **Feb. 19, 2009**

(51) **LOC (9) Cl.** ..... **10-02**

(52) **U.S. Cl.** ..... **D10/32**

(58) **Field of Classification Search** ..... D10/30-39;  
368/276, 281, 282, 285; D11/3, 12

See application file for complete search history.

(56) **References Cited**

U.S. PATENT DOCUMENTS

2,143,703	A	12/1937	Kestenman	
4,204,399	A	5/1980	Heynisch	
D282,914	S	3/1986	Maron	
4,747,086	A	5/1988	Shaw	
D297,622	S	9/1988	Lee	
D303,091	S	8/1989	Goto	
4,920,524	A	4/1990	Kotob	
D323,299	S	1/1992	Wakamatsu	
5,297,121	A	3/1994	Sepehri	
D356,510	S	* 3/1995	Bertolucci	D10/32
D365,526	S	12/1995	Gardner	
5,574,701	A	11/1996	Hariela	
D378,061	S	* 2/1997	Ludvig	D10/30
D391,496	S	3/1998	Kume et al.	
D391,497	S	3/1998	Kume et al.	
D394,403	S	5/1998	Hanagata	
D397,619	S	9/1998	Lee	
D398,540	S	9/1998	Lee	
D423,946	S	* 5/2000	Jannard et al.	D10/30
D425,799	S	5/2000	Hysek	
D440,855	S	4/2001	Streltsov	
D442,876	S	* 5/2001	Ventrella	D11/4

D451,036	S	* 11/2001	Zuckerman et al.	D10/32
D452,174	S	* 12/2001	Giardiello	D10/32
D456,277	S	* 4/2002	Streltsov	D10/30
D458,154	S	6/2002	Lepeu et al.	
D458,545	S	* 6/2002	Modolo	D10/32
D460,000	S	* 7/2002	Glauser	D10/32
D460,001	S	* 7/2002	Haquet	D10/32
D465,422	S	* 11/2002	Mantovani	D10/30
D466,031	S	* 11/2002	Mantovani	D10/30
D509,444	S	9/2005	Yee	
D539,671	S	4/2007	Lassigne	
D542,158	S	5/2007	Thixton	
D551,991	S	* 10/2007	Ohki	D10/32
D556,604	S	12/2007	Yee et al.	
D570,712	S	* 6/2008	Cattin	D10/32

OTHER PUBLICATIONS

0-Review.com, photos of Oakley "Timebomb" and "Icon" watches, released in 1998 and 1999, respectively; printed on May 05, 2009.

\* cited by examiner

*Primary Examiner*—Lucy Lieberman

(74) *Attorney, Agent, or Firm*—Gregory K. Nelson

(57) **CLAIM**

The ornamental design for a watch, as shown.

**DESCRIPTION**

FIG. 1 is a front perspective view of the watch of the present invention;

FIG. 2 is a front elevational view thereof;

FIG. 3 is a rear elevational view thereof;

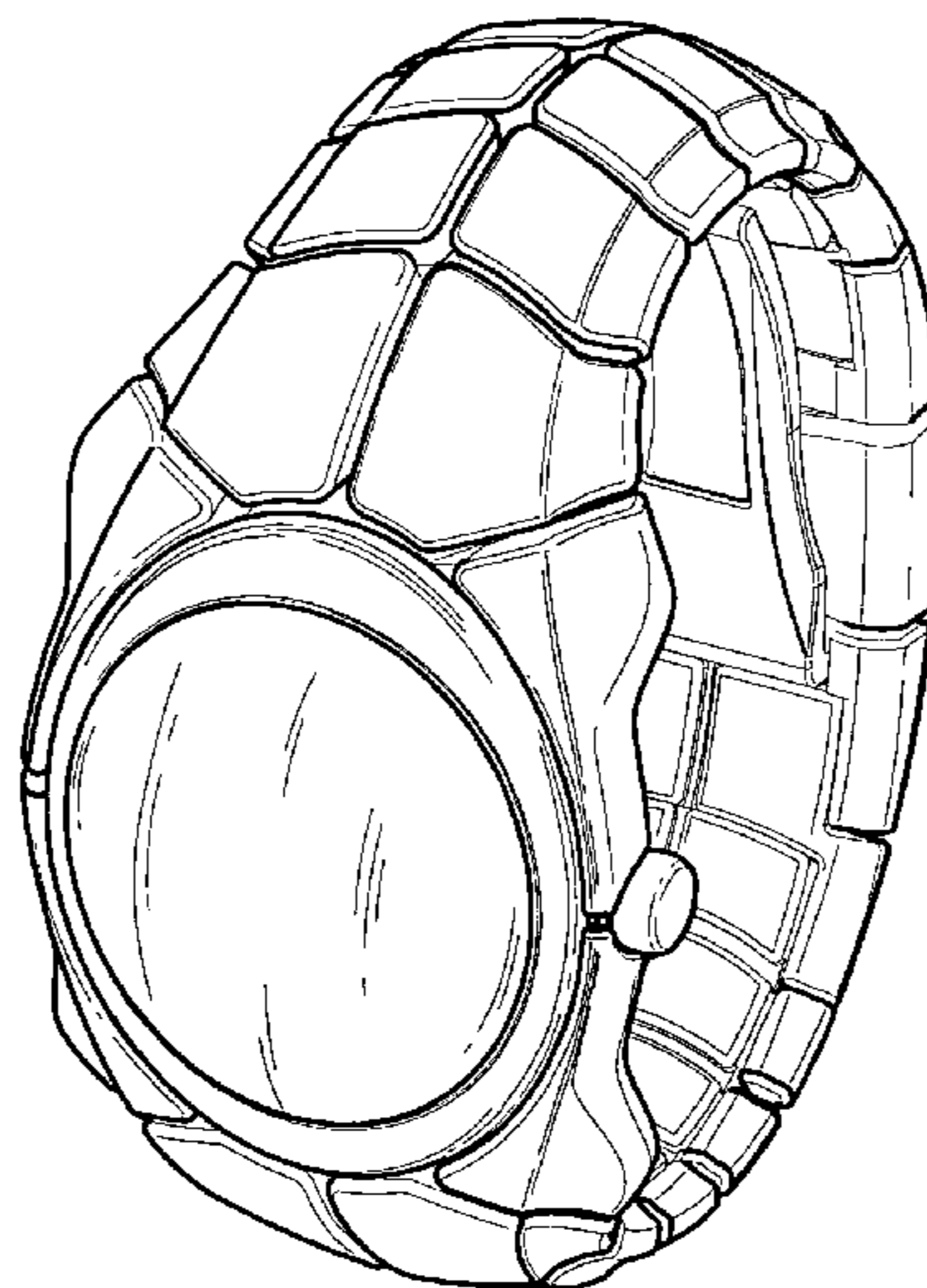
FIG. 4 is a right-side elevational view thereof;

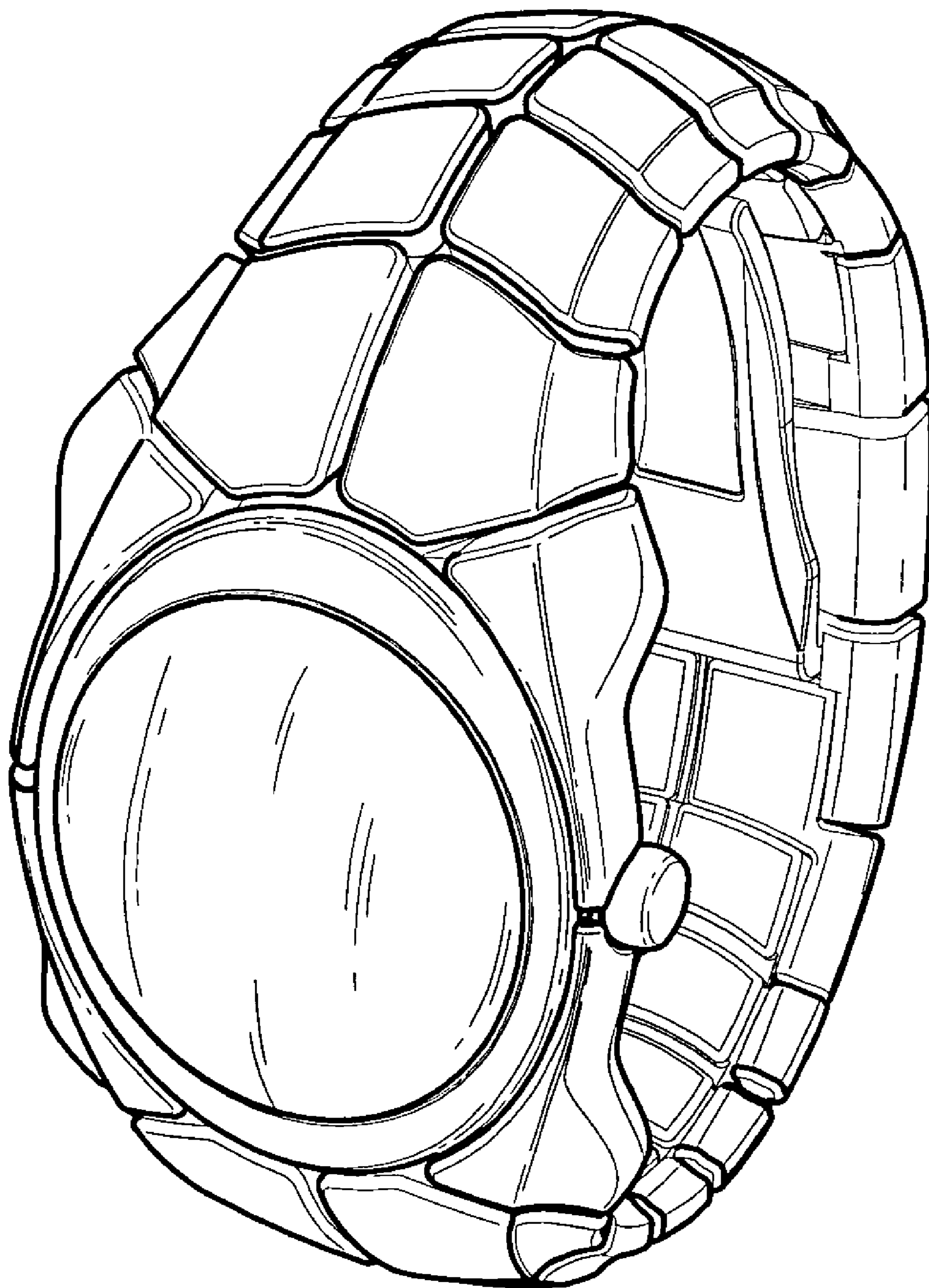
FIG. 5 is a left-side elevational view thereof;

FIG. 6 is a bottom plan view thereof; and,

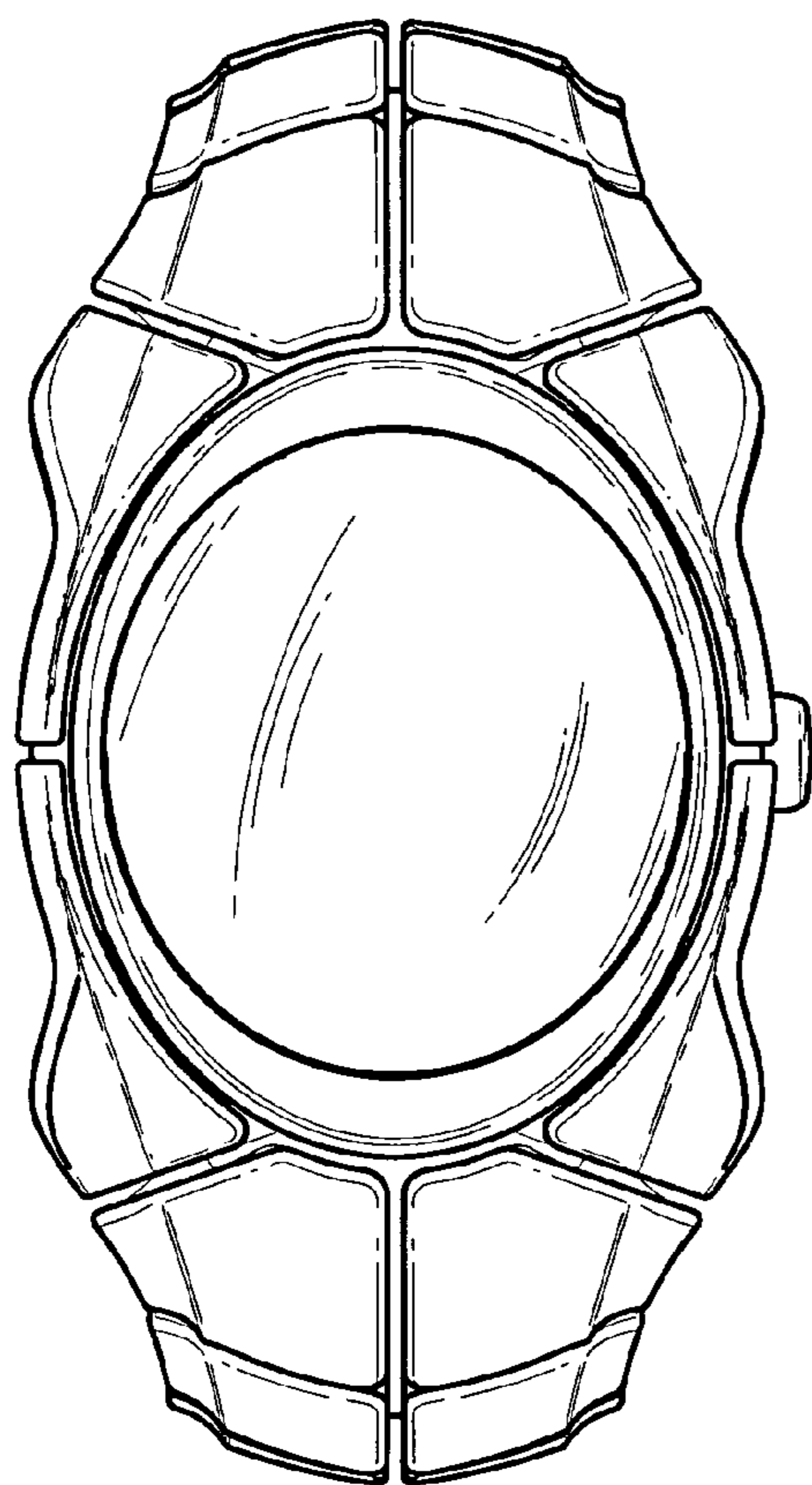
FIG. 7 is a top plan view thereof.

**1 Claim, 4 Drawing Sheets**

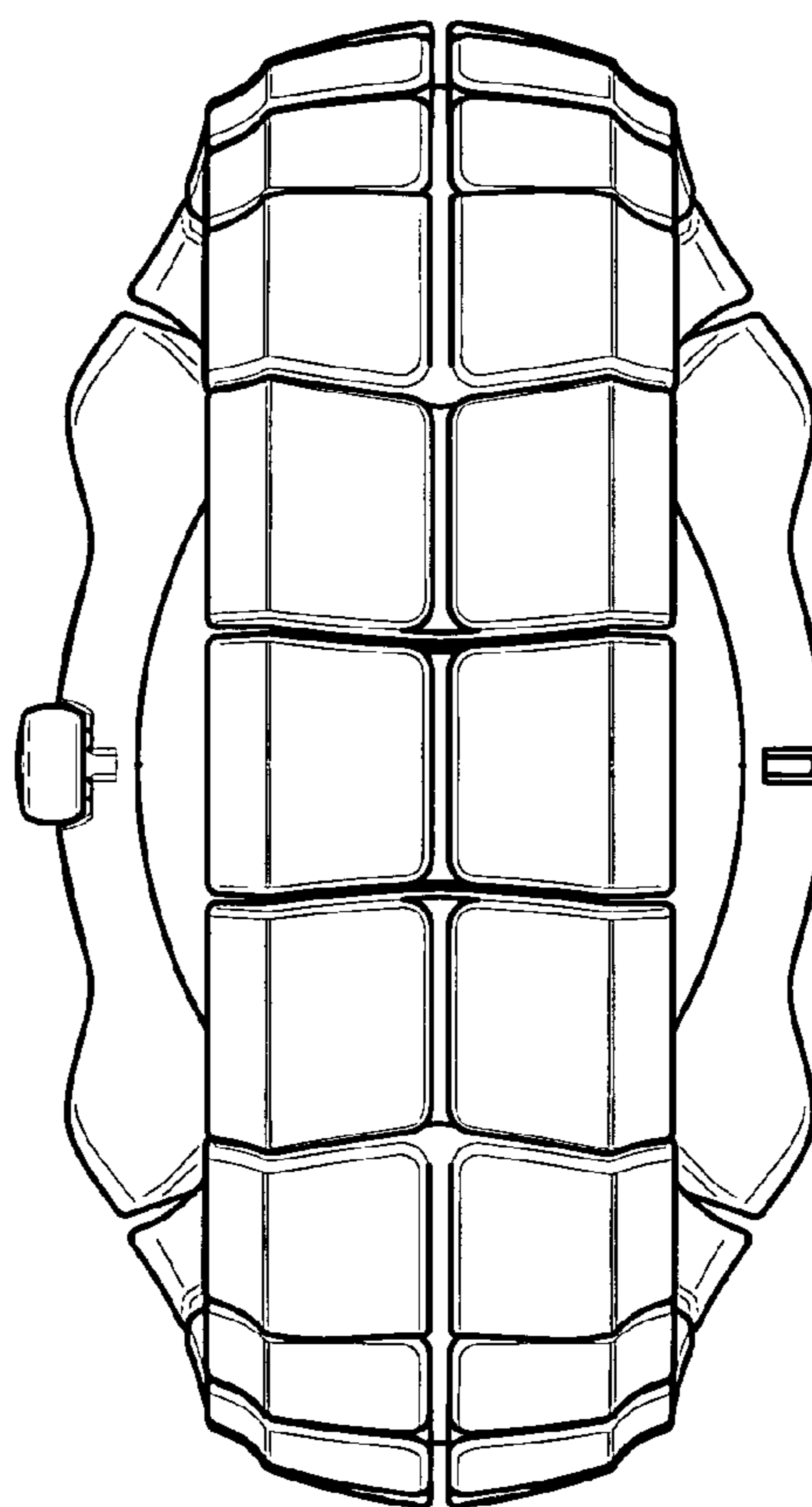




***FIG. 1***

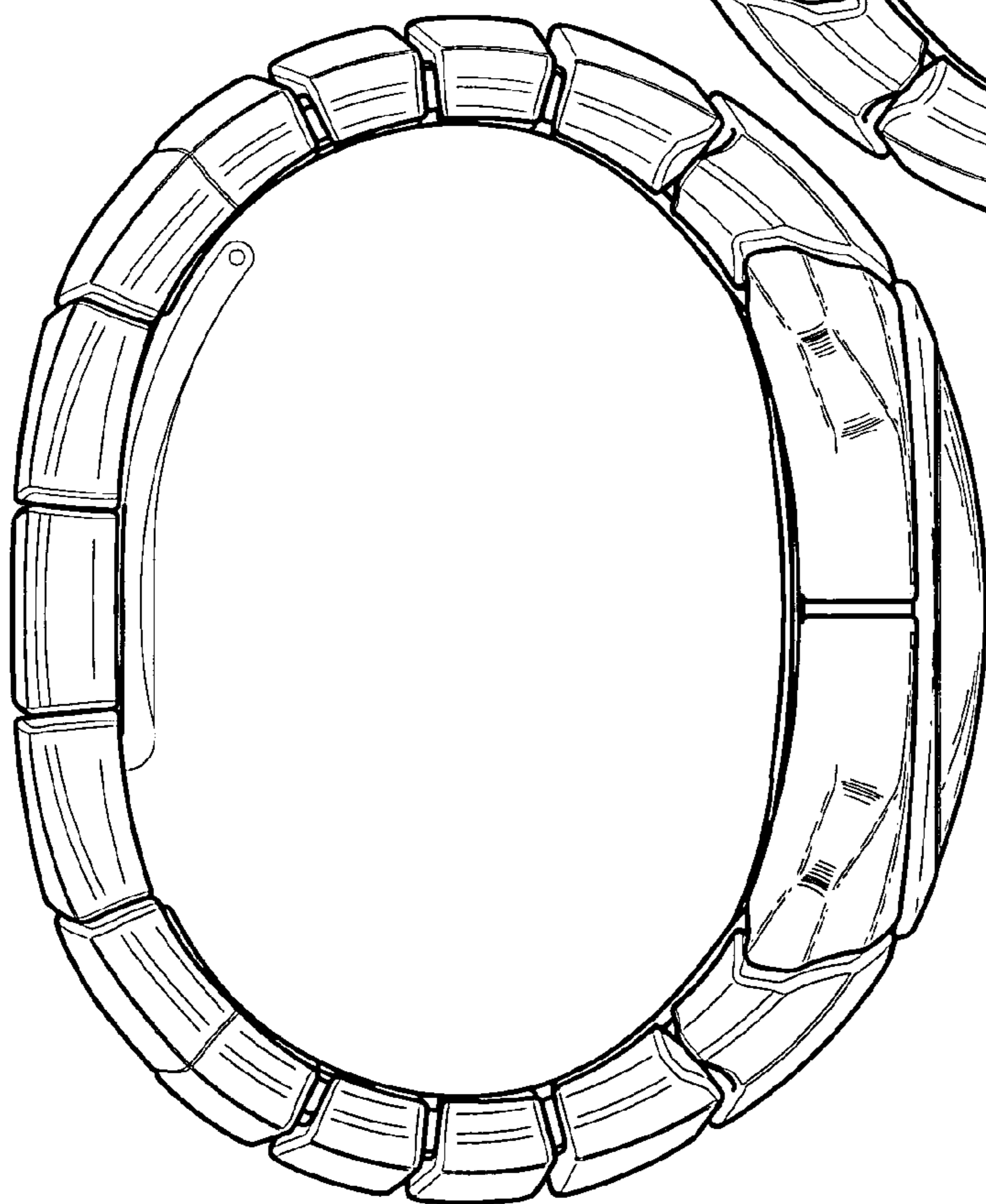
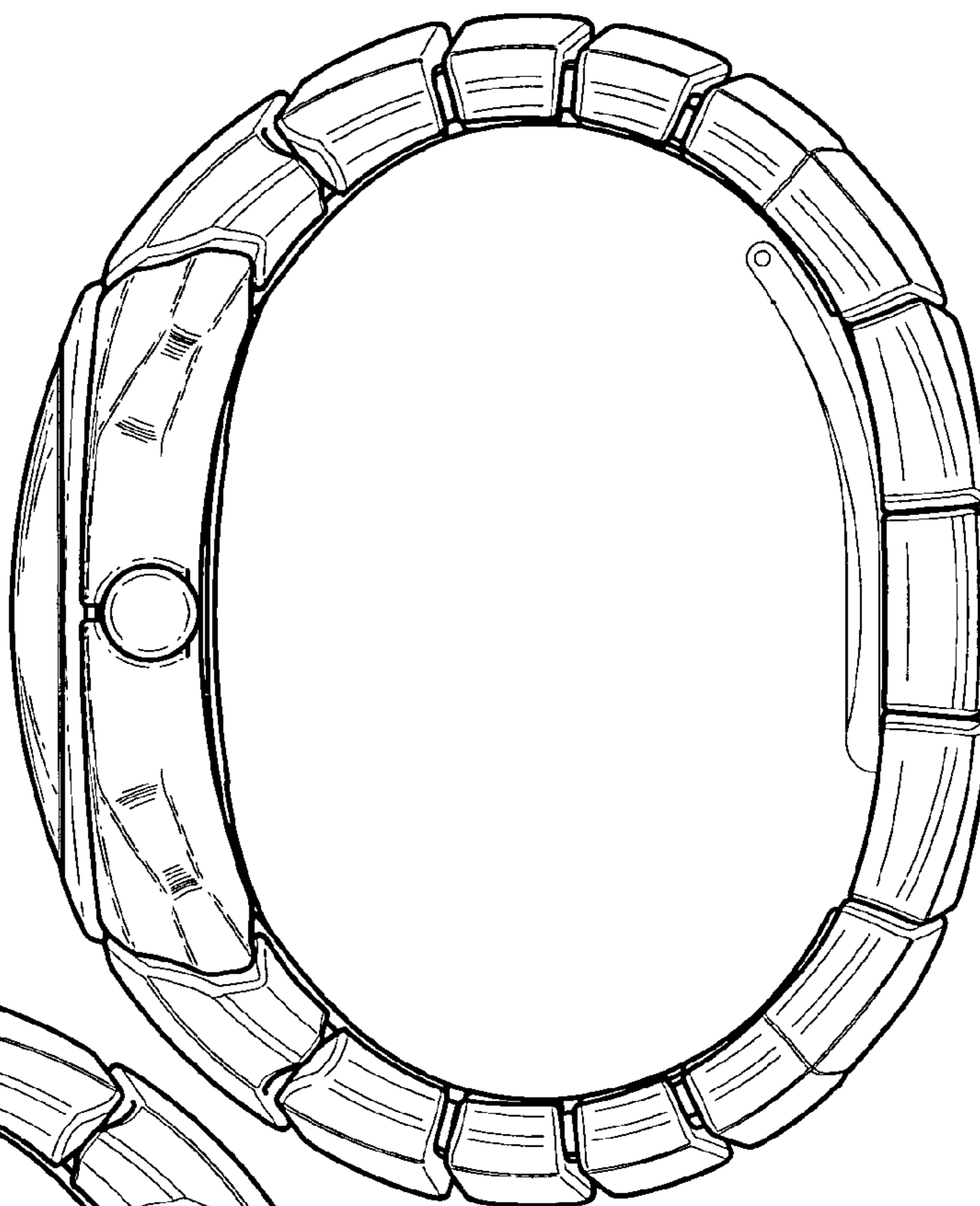


***FIG. 2***



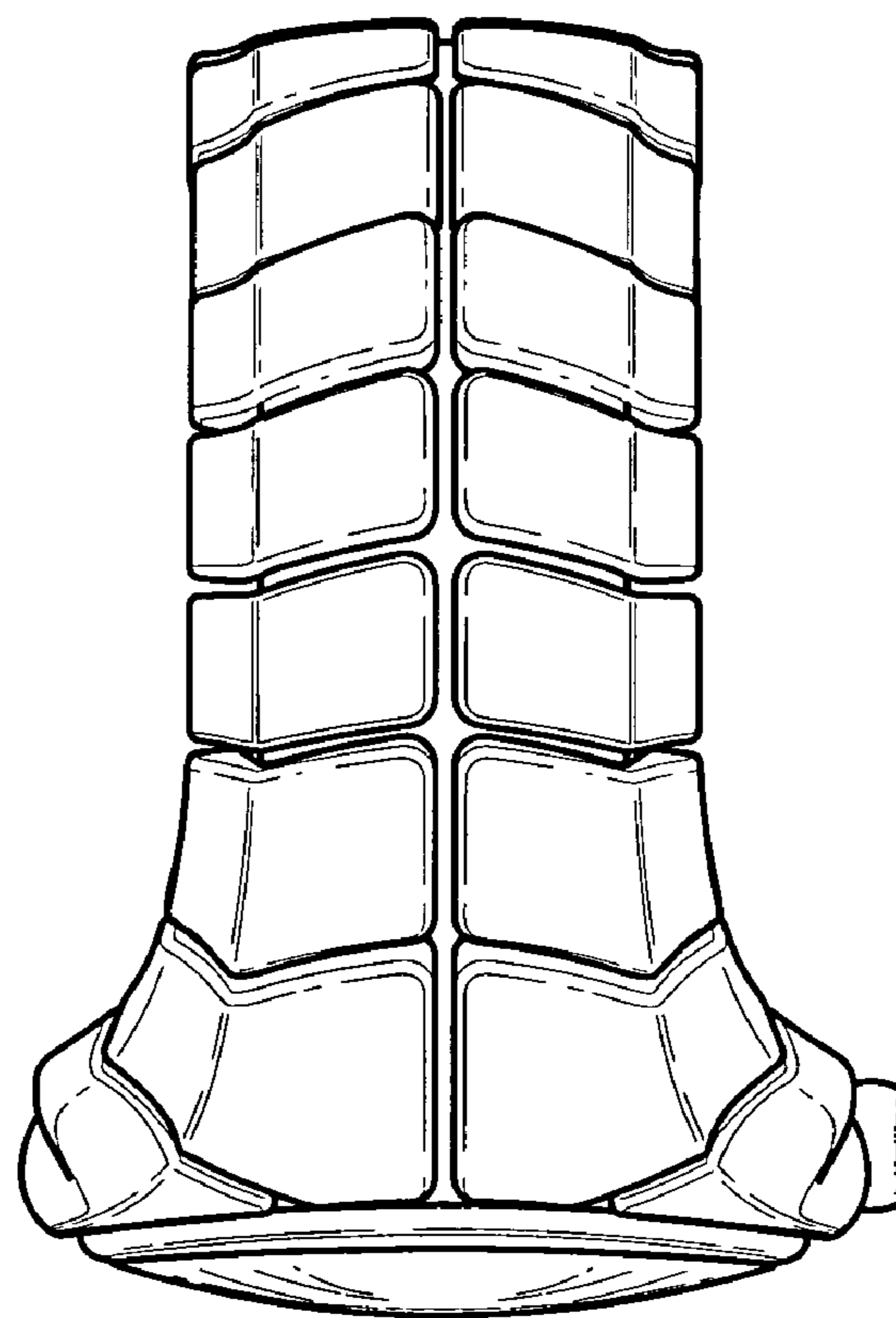
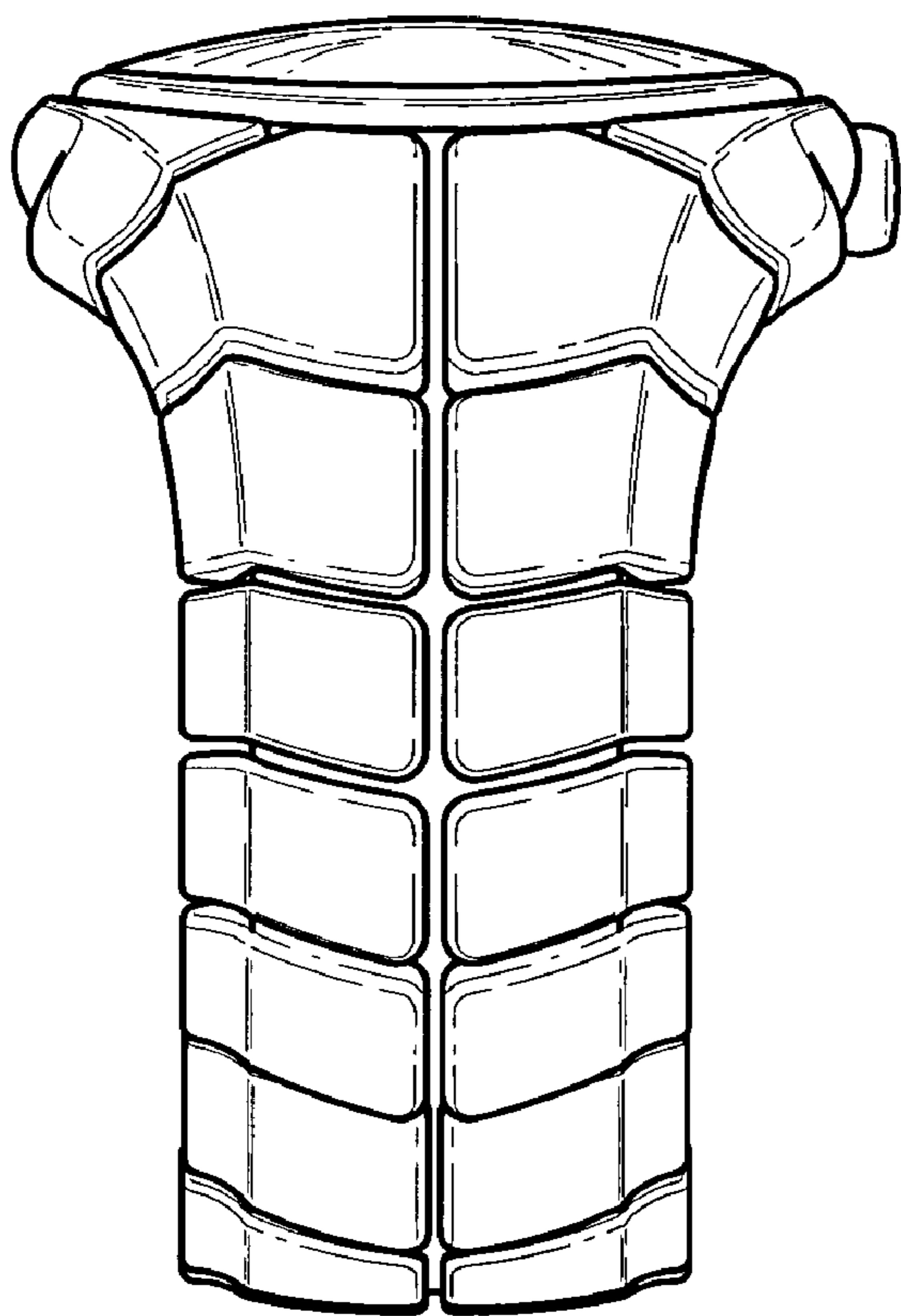
***FIG. 3***

**FIG. 4**



**FIG. 5**

***FIG. 6***



***FIG. 7***