



US00D600568S

(12) **United States Design Patent**
Murray

(10) **Patent No.:** **US D600,568 S**

(45) **Date of Patent:** **** Sep. 22, 2009**

(54) **FLEXIBLE POUCH**

(75) Inventor: **R. Charles Murray**, Lakewood Ranch,
FL (US)

(73) Assignee: **Pouch Pac Innovations, LLC**, Sarasota,
FL (US)

(**) Term: **14 Years**

(21) Appl. No.: **29/323,517**

(22) Filed: **Aug. 27, 2008**

Related U.S. Application Data

(63) Continuation-in-part of application No. 11/551,071,
filed on Oct. 19, 2006, which is a continuation-in-part
of application No. 11/195,906, filed on Aug. 3, 2005,
now abandoned.

(51) **LOC (9) Cl.** **09-05**

(52) **U.S. Cl.** **D9/708**

(58) **Field of Classification Search** D9/695-699,
D9/708, 711, 554, 435, 440, 454, 504, 702,
D9/705, 707, 719, 516, 521-522, 710, 565,
D9/575, 686-689, 693-394, 723-725, 530,
D9/549; 206/822; 383/61.1, 80-81; 222/92,
222/107, 96, 527-529, 438, 822; D28/7,
D28/76, 82

See application file for complete search history.

(56) **References Cited**

U.S. PATENT DOCUMENTS

D351,101 S * 10/1994 Linner D9/699
D404,296 S * 1/1999 Durliat et al. D9/697
D422,488 S * 4/2000 Gates D9/697

D470,415 S * 2/2003 Weber D9/521
D482,606 S * 11/2003 Modjeski D9/699
D539,652 S * 4/2007 Moretti D9/521
D547,190 S * 7/2007 Kuzma et al. D9/521
D558,592 S * 1/2008 Soderstrom D9/699
D587,121 S * 2/2009 Mongeon et al. D9/521
D590,259 S * 4/2009 Kunesh et al. D9/521
D591,599 S * 5/2009 Okin et al. D9/521

* cited by examiner

Primary Examiner—Caron Veynar

Assistant Examiner—Abraham Bahta

(74) *Attorney, Agent, or Firm*—Gifford, Krass, Sprinkle,
Anderson & Citkowski, P.C.

(57) **CLAIM**

The ornamental design for a flexible pouch, as shown and
described.

DESCRIPTION

FIG. 1 is a perspective view of a flexible pouch showing my
new design;

FIG. 2 is a front elevational view thereof;

FIG. 3 is a side elevational view thereof;

FIG. 4 is a top plan view thereof;

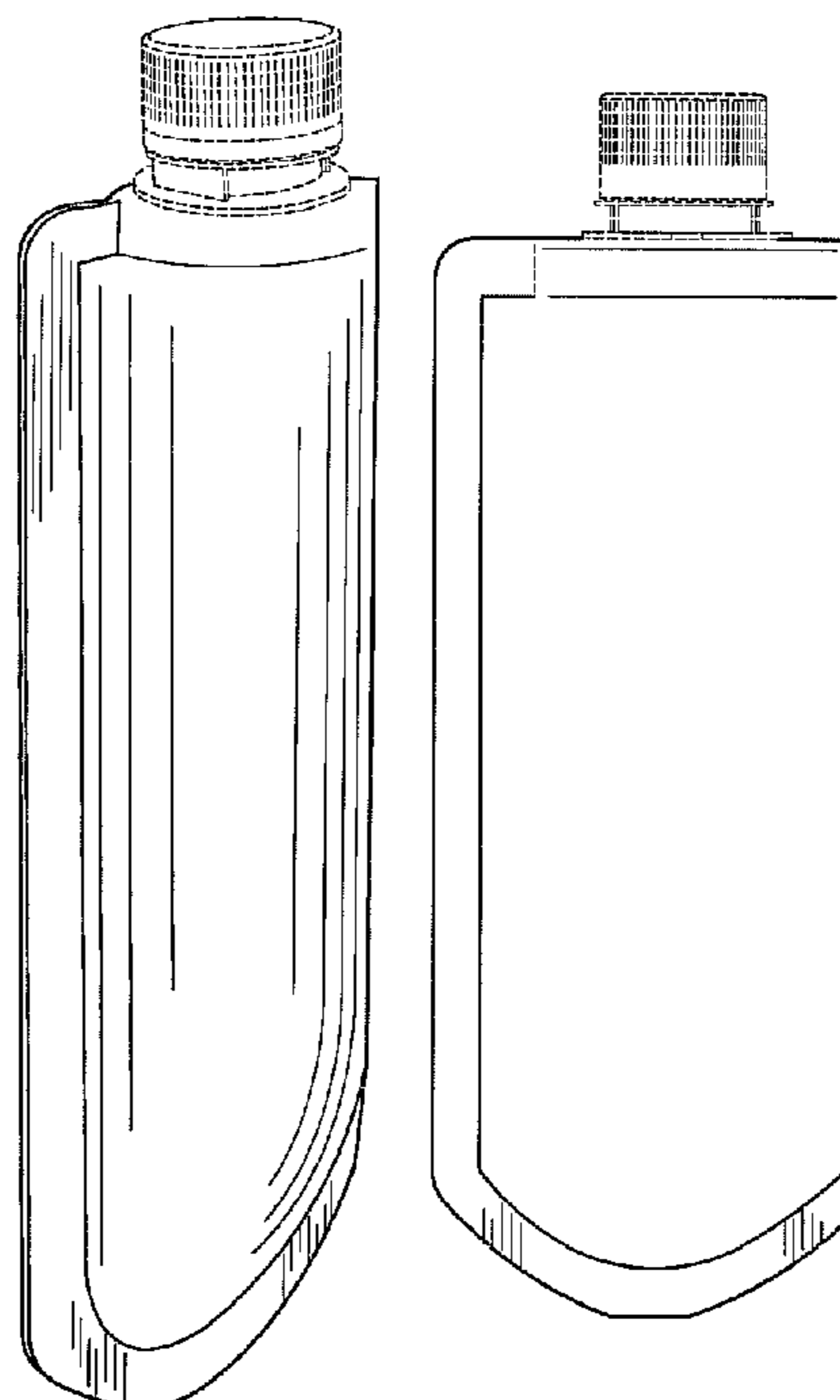
FIG. 5 is a bottom plan view thereof;

FIG. 6 is a back elevational view thereof; and,

FIG. 7 is the opposite side elevational view thereof.

It should be appreciated that the broken lines are merely
illustrative of the environment of the design, and not part of
the claimed design.

1 Claim, 3 Drawing Sheets






FIG - 1




FIG - 2

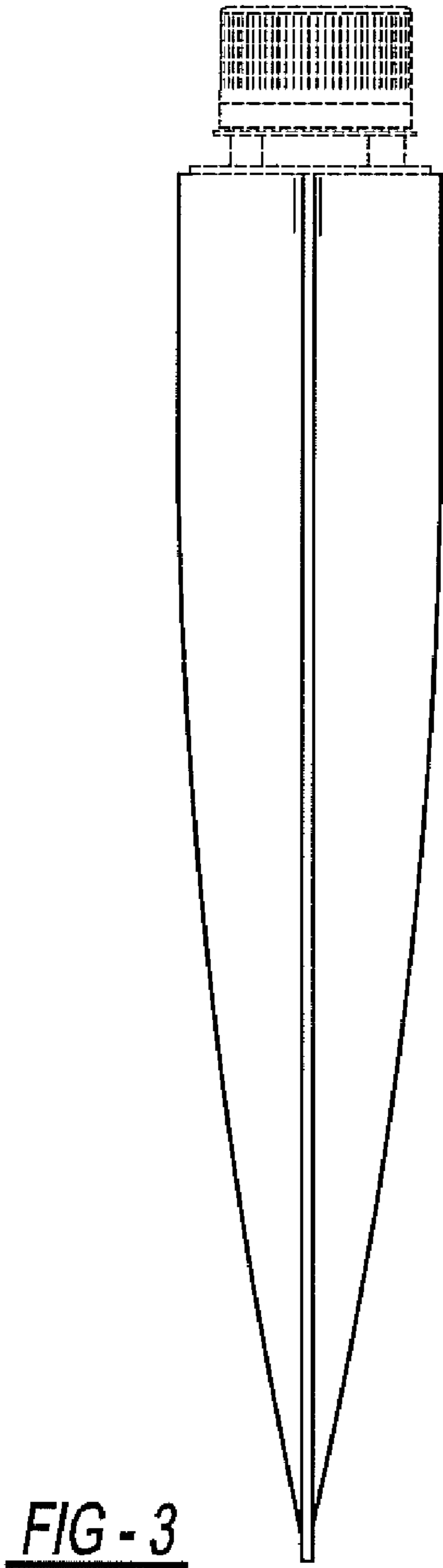


FIG - 3

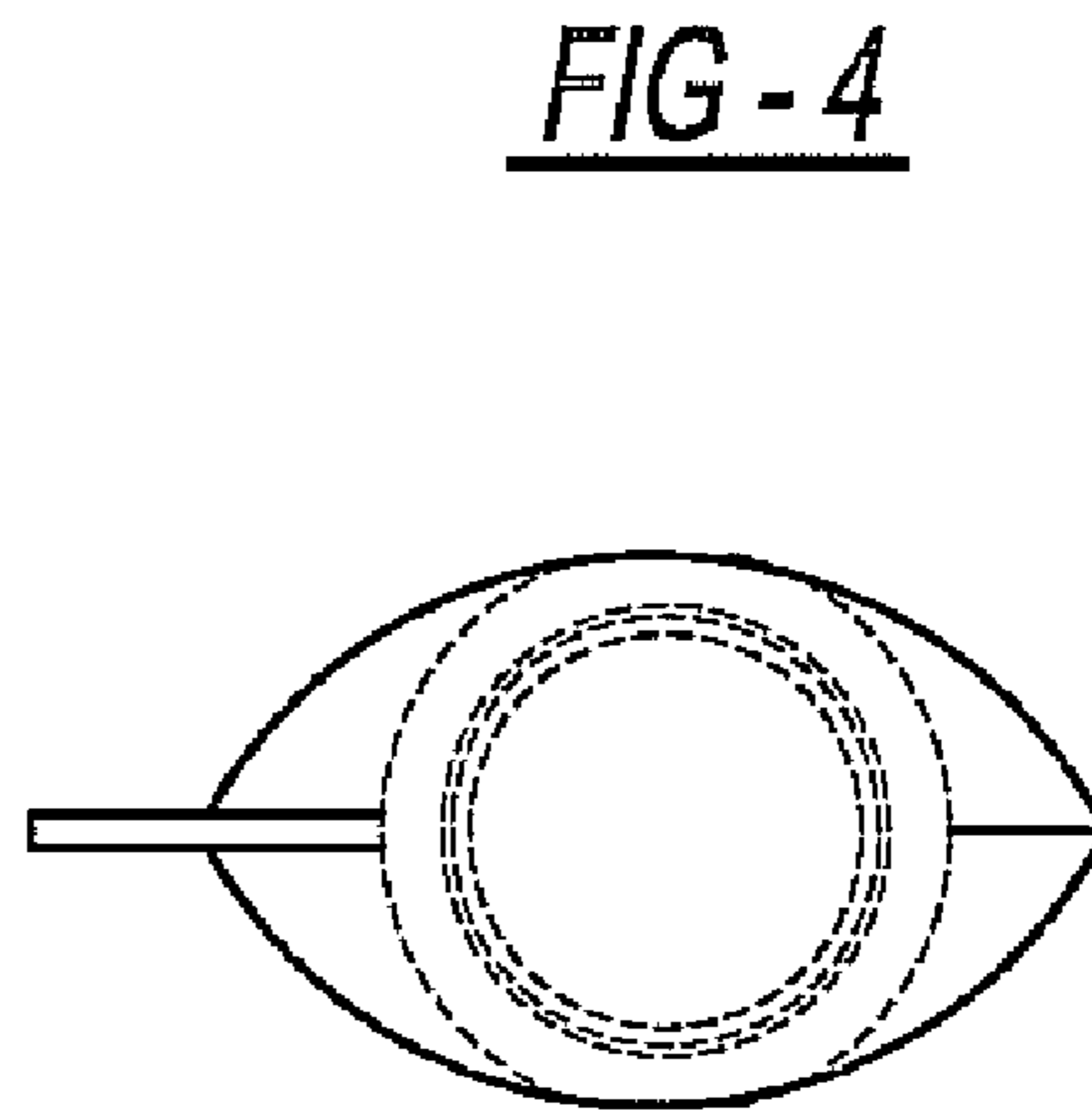


FIG - 4

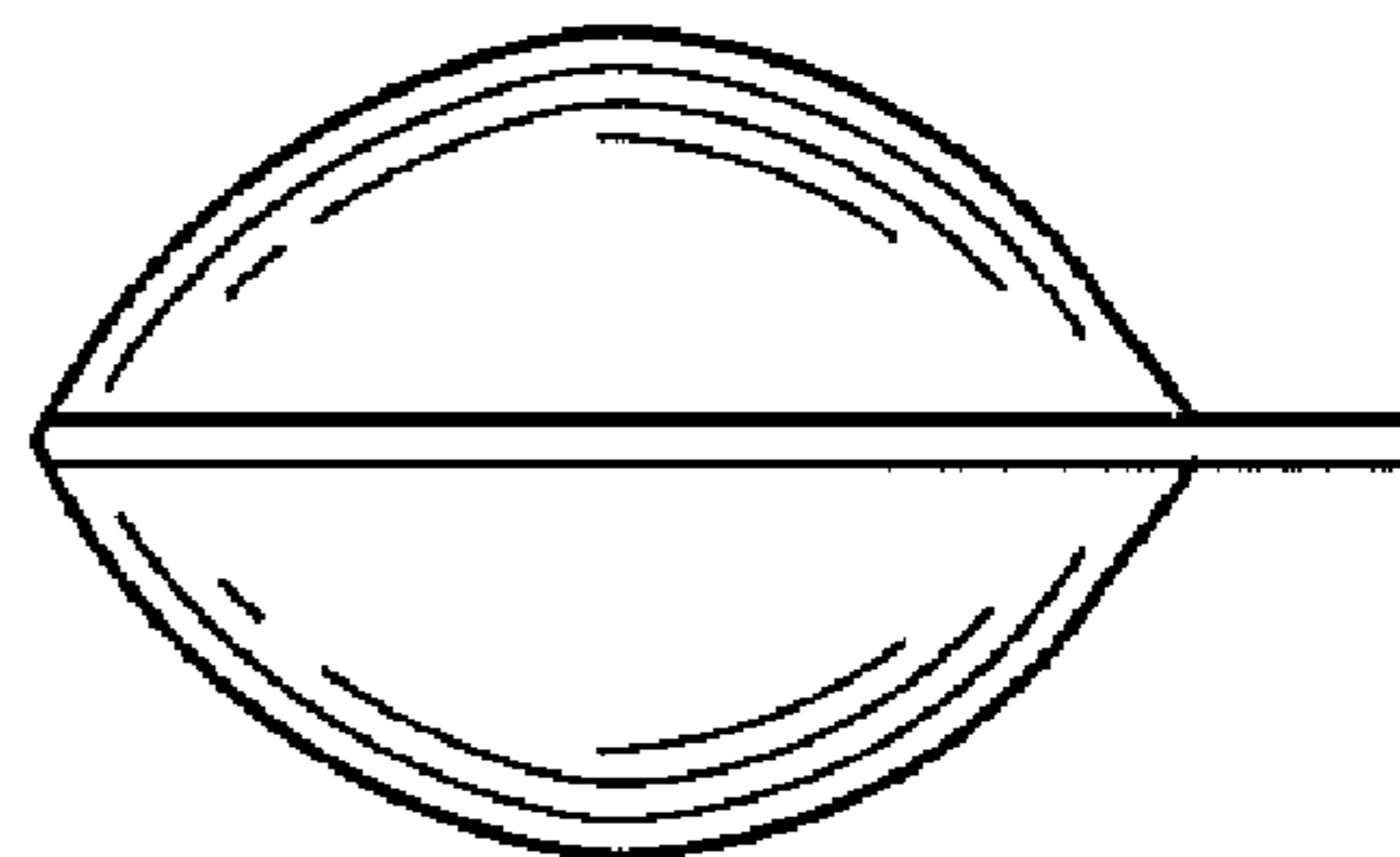


FIG - 5




FIG - 6

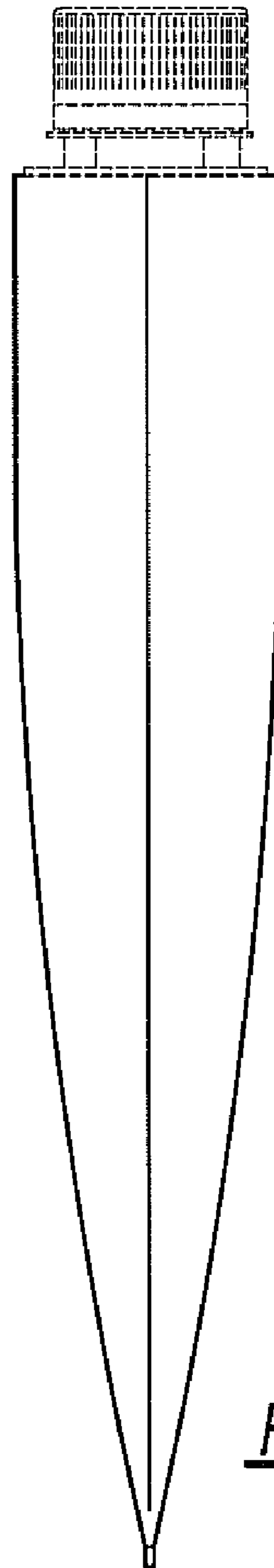


FIG - 7