



US00D600563S

(12) **United States Design Patent**  
**Rivard et al.**

(10) **Patent No.:** **US D600,563 S**  
(45) **Date of Patent:** **\*\* Sep. 22, 2009**

(54) **CONTAINER**

(75) Inventors: **Mia Rivard**, Montreal (CA); **J Steven Little**, Wadsworth, OH (US); **Chris Edward Kaminski**, Northfield Center, OH (US); **Todd Christian Hjermstad**, Arlington Heights, IL (US)

(73) Assignee: **Kraft Foods Global Brands LLC**, Northfield, IL (US)

(\*\*) Term: **14 Years**

(21) Appl. No.: **29/332,426**

(22) Filed: **Feb. 16, 2009**

**Related U.S. Application Data**

(62) Division of application No. 29/280,054, filed on May 15, 2007.

(51) **LOC (9) Cl.** ..... **09-01**

(52) **U.S. Cl.** ..... **D9/541; D9/551; D9/552; D9/564; D9/565; D9/543; D9/529**

(58) **Field of Classification Search** ..... D9/516, D9/522, 529, 530, 537, 538, 539, 540, 541, D9/542, 543, 549, 551, 552, 559, 564, 565, D9/571, 574, 575; 215/381-385  
See application file for complete search history.

(56) **References Cited**

**U.S. PATENT DOCUMENTS**

D168,523 S \* 12/1952 Sittason ..... D9/542  
D234,911 S \* 4/1975 Stevens ..... D9/529  
D284,942 S \* 8/1986 Dinand ..... D9/542  
D445,178 S \* 7/2001 Cogger ..... D24/120

D480,008 S \* 9/2003 Maus ..... D9/541  
D496,283 S \* 9/2004 Busa, Jr. .... D9/542  
D504,320 S \* 4/2005 Maus ..... D9/542  
D512,642 S \* 12/2005 Busa et al. .... D9/542  
D533,069 S \* 12/2006 Archeny ..... D9/542  
D534,805 S \* 1/2007 Larocca ..... D9/542  
D536,619 S \* 2/2007 Heisner ..... D9/541  
D546,189 S \* 7/2007 Costello et al. .... D9/542  
D555,484 S \* 11/2007 Norris et al. .... D9/529

\* cited by examiner

*Primary Examiner*—Prabhakar Deshmukh

*Assistant Examiner*—Elizabeth J Oswecki

(74) *Attorney, Agent, or Firm*—Fitch, Even, Tabin & Flannery

(57) **CLAIM**

The ornamental design for a container, as shown and described.

**DESCRIPTION**

FIG. 1 is a perspective view of a container showing our new design;

FIG. 2 is a rear elevation view thereof;

FIG. 3 is a front elevation view thereof;

FIG. 4 is a left side elevation view thereof;


FIG. 5 is a right side elevation view thereof;

FIG. 6 is a top plan view thereof; and,


FIG. 7 is a bottom plan view thereof.

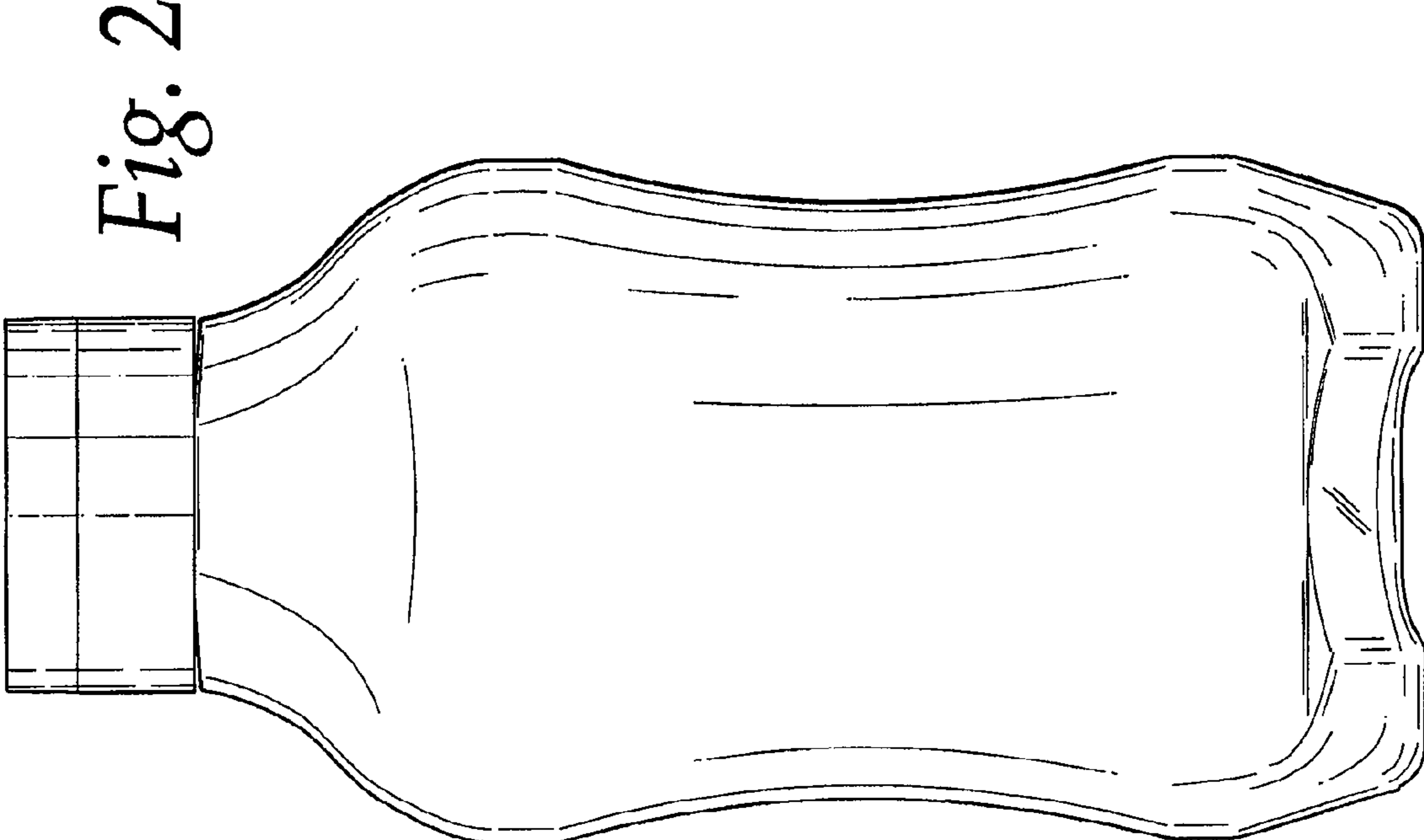
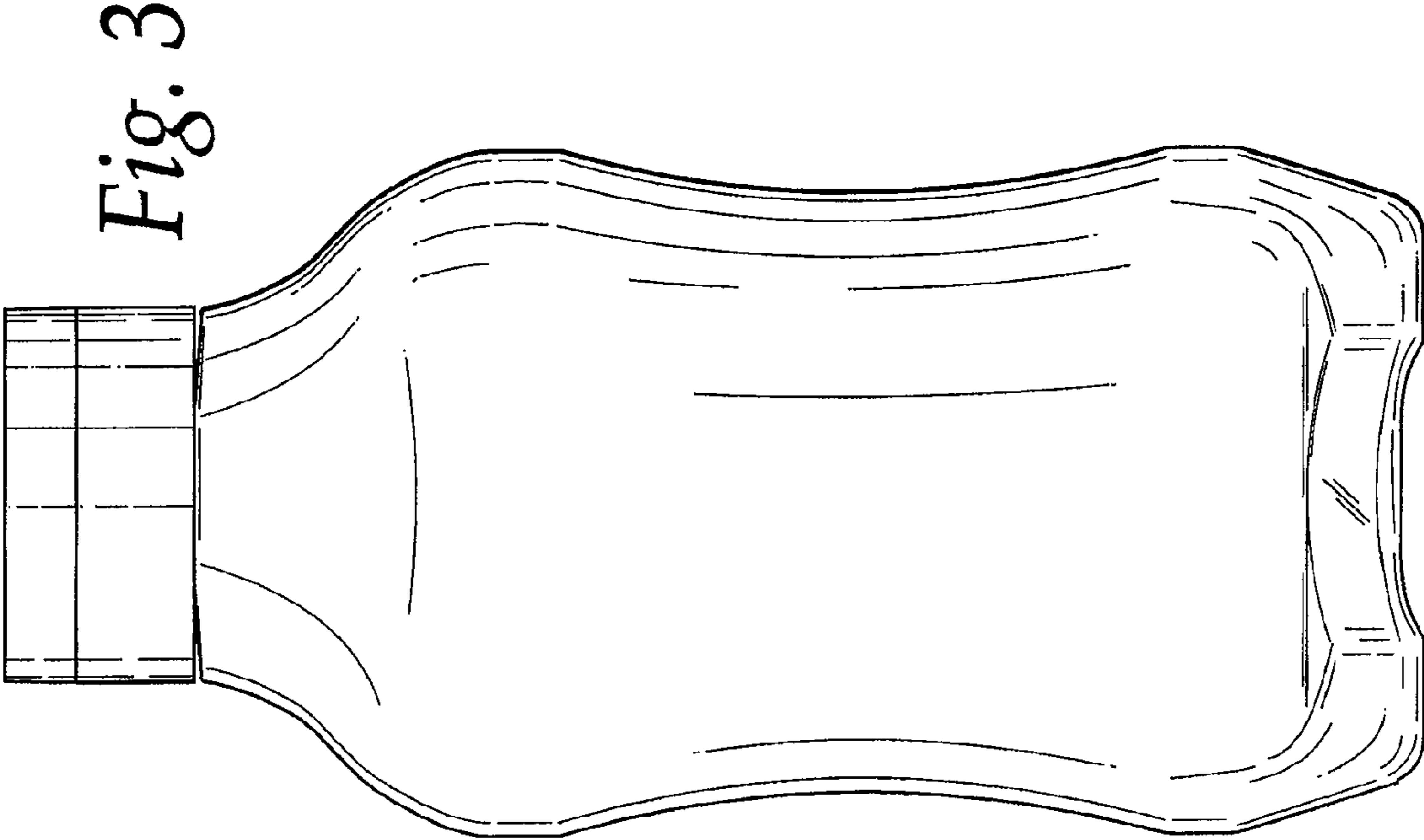
Portions of the container shown in broken lines in the figures are for illustrative purposes only and form no part of the claimed design.

**1 Claim, 4 Drawing Sheets**




*Fig. 1*





*Fig. 5*



*Fig. 4*




Fig. 6

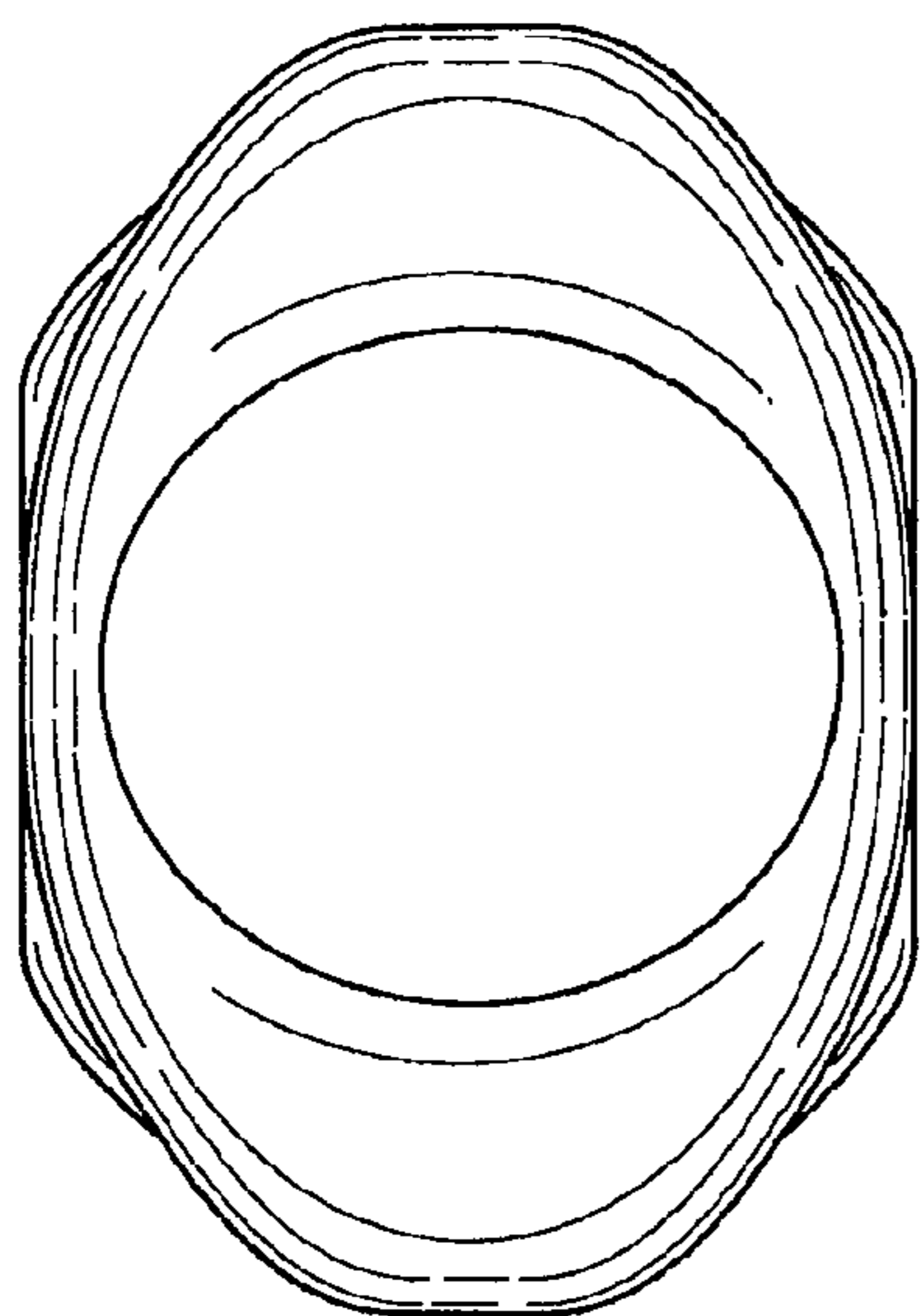


Fig. 7

