



US00D600561S

(12) **United States Design Patent**  
**Feen**

(10) **Patent No.:** **US D600,561 S**

(45) **Date of Patent:** **\*\* Sep. 22, 2009**

(54) **BOTTLE**

(75) Inventor: **Stuart Feen**, Grayslake, IL (US)

(73) Assignee: **Plastic Bottle Corporation**,  
Libertyville, IL (US)

(\*\*) Term: **14 Years**

(21) Appl. No.: **29/308,233**

(22) Filed: **Jun. 3, 2008**

(51) **LOC (9) Cl.** ..... **09-01**

(52) **U.S. Cl.** ..... **D9/541; D9/543; D9/565;**  
**D9/567; D9/569; D9/570; D9/575**

(58) **Field of Classification Search** ..... D9/682,  
D9/685-687, 693-694, 516, 523, 526, 528,  
D9/530-531, 541-543, 552, 554, 556-557,  
D9/563, 565, 567, 569-570, 574-575; 215/381-384  
See application file for complete search history.

(56) **References Cited**

**U.S. PATENT DOCUMENTS**

D195,600 S *	7/1963	Neyman	.....	D9/523
D233,038 S *	10/1974	Starrett	.....	D23/226 X
D251,359 S *	3/1979	Turnbull	.....	D9/543
D268,249 S *	3/1983	Goedken	.....	D9/523
D329,802 S *	9/1992	Foster et al.	.....	D9/685
D334,713 S *	4/1993	Segati	.....	D9/543
D354,230 S *	1/1995	Hoyt	.....	D9/543
D373,956 S *	9/1996	Terwillegger et al.	.....	D9/526
D485,186 S *	1/2004	Wiper	.....	D9/523

D486,068 S *	2/2004	Crawford et al.	.....	D9/523
D496,863 S *	10/2004	Aldrey R. et al.	.....	D9/523
D496,864 S *	10/2004	Reynolds	.....	D9/528
D528,007 S *	9/2006	De Niverville et al.	.....	D9/543
D543,862 S *	6/2007	Miller et al.	.....	D9/543
D556,045 S *	11/2007	Kamath et al.	.....	D9/543
D559,686 S *	1/2008	Futral	.....	D9/516
D565,415 S *	4/2008	Lablaine	.....	D9/531
D575,162 S *	8/2008	Schwab, Sr.	.....	D9/543

\* cited by examiner

*Primary Examiner*—Carol Rademaker

(74) *Attorney, Agent, or Firm*—Wood, Phillips, Katz, Clark & Mortimer

(57) **CLAIM**

The ornamental design for a bottle, substantially as shown and described.

**DESCRIPTION**

FIG. 1 is a top, front and right side perspective view of a bottle showing my new design;

FIG. 2 is a front elevational view thereof;

FIG. 3 is a rear elevational view thereof;

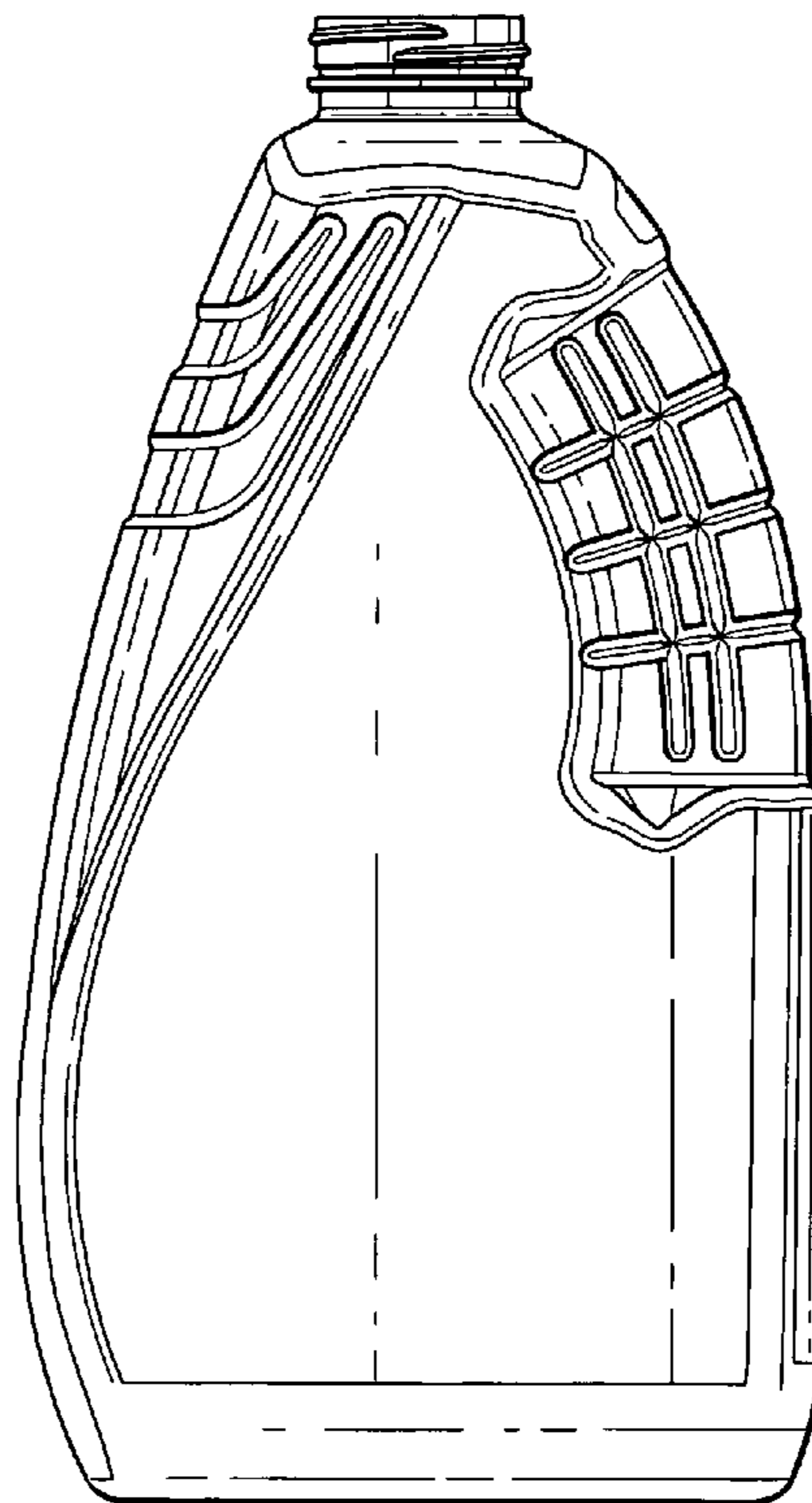
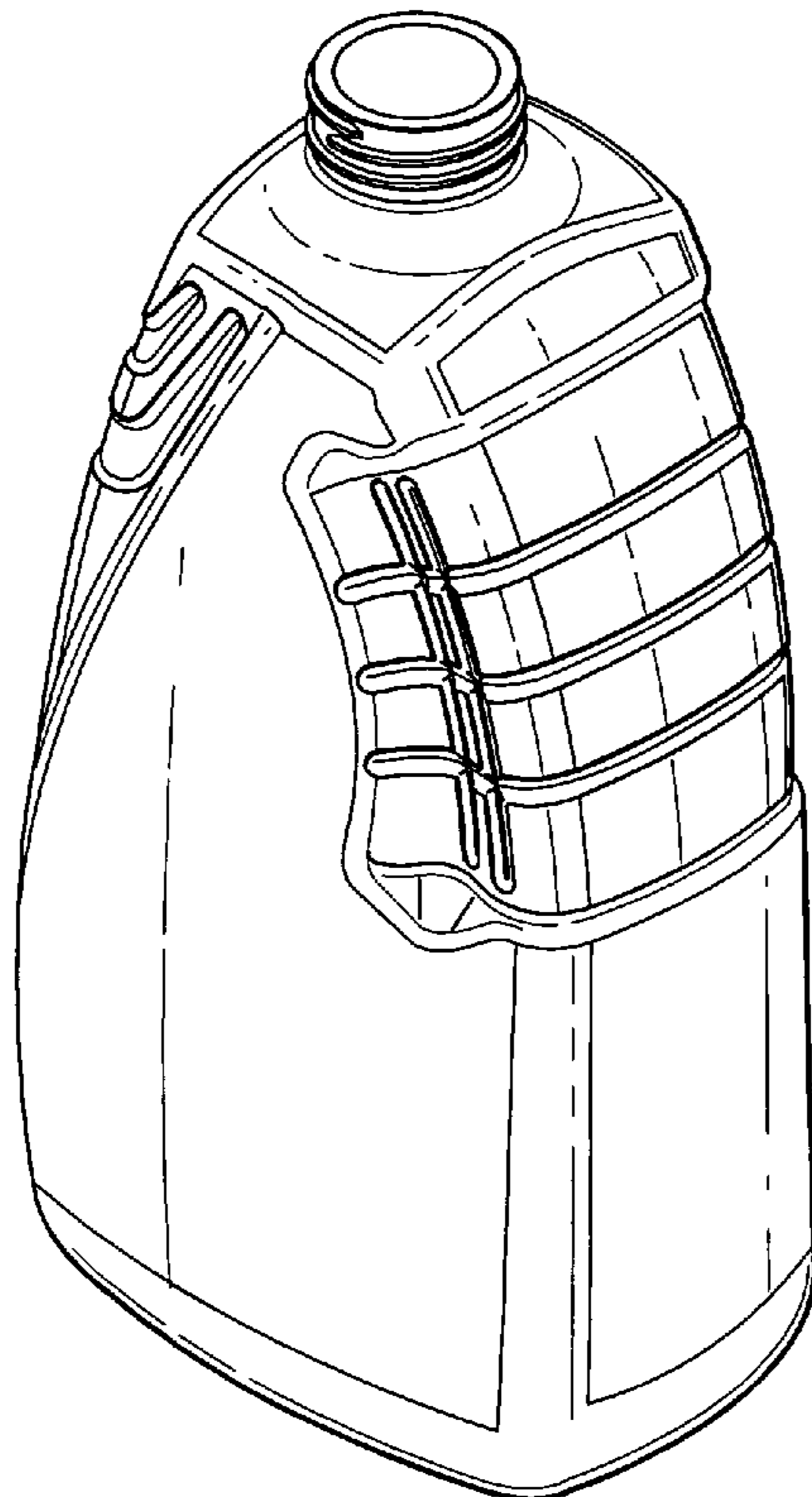
FIG. 4 is a right side elevational view thereof;

FIG. 5 is a left side elevational view thereof; and,

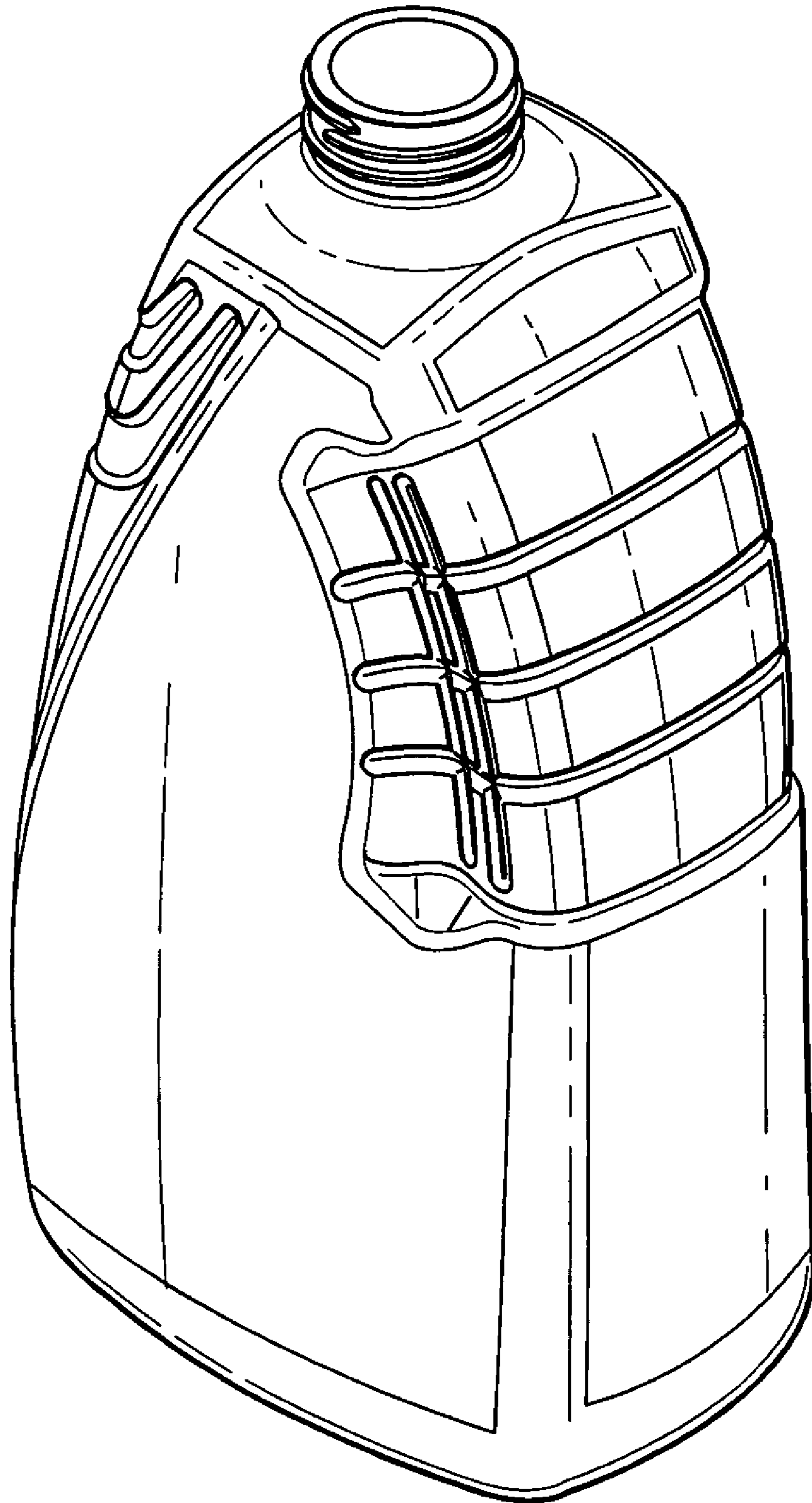
FIG. 6 is a top plan view thereof.

The bottom is non-ornamental in design and does not form a part of the invention.

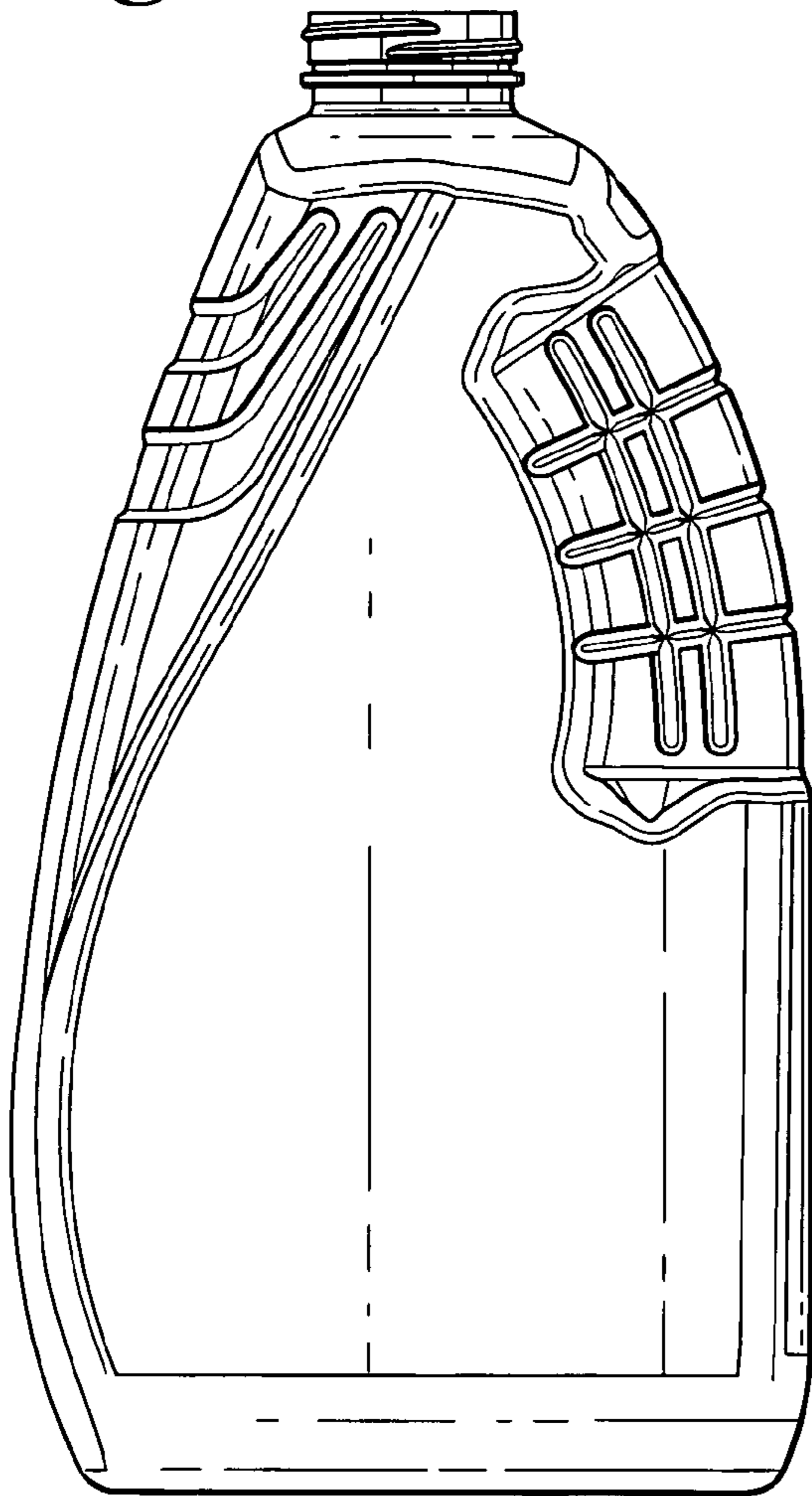
**1 Claim, 4 Drawing Sheets**



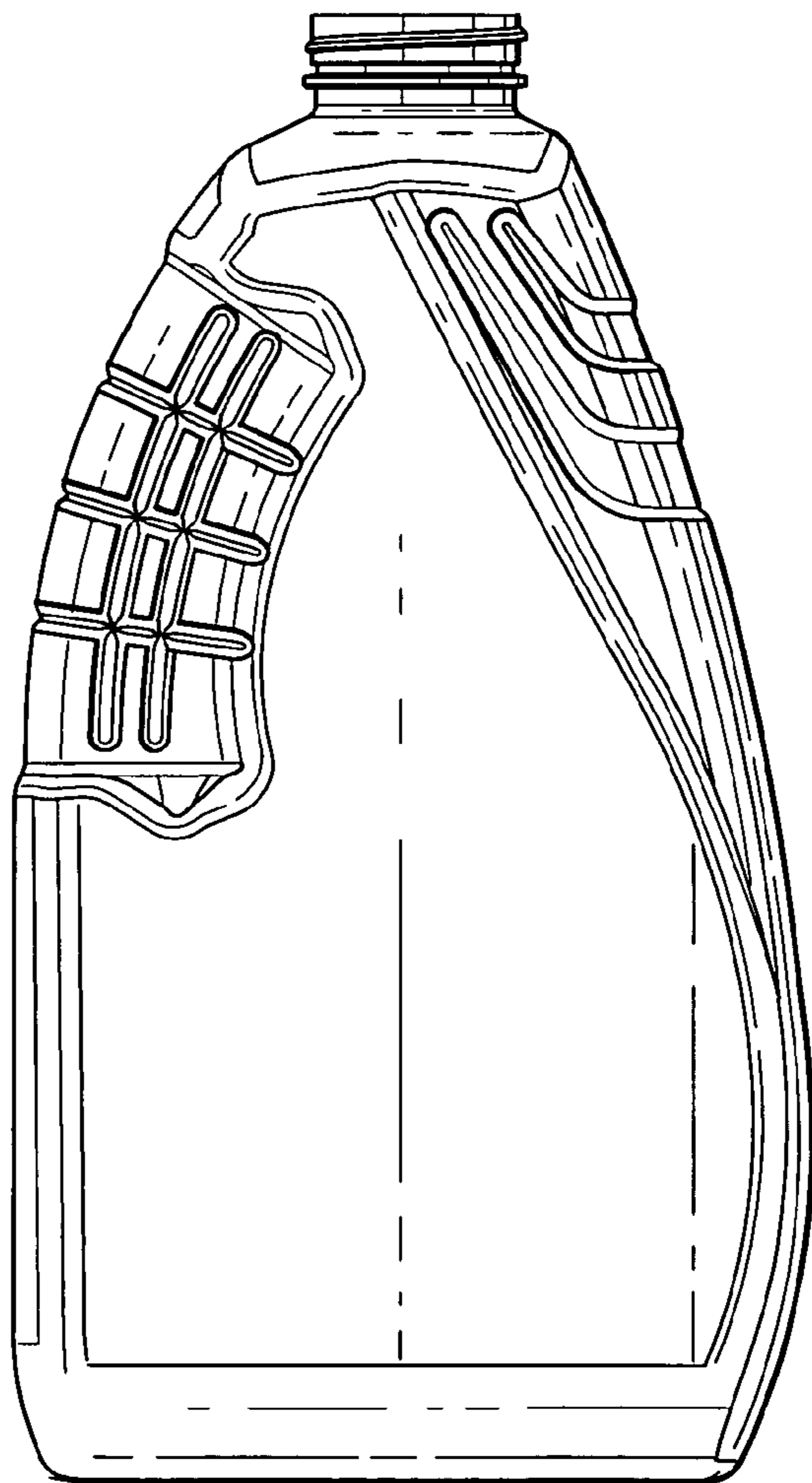
*Fig. 1*



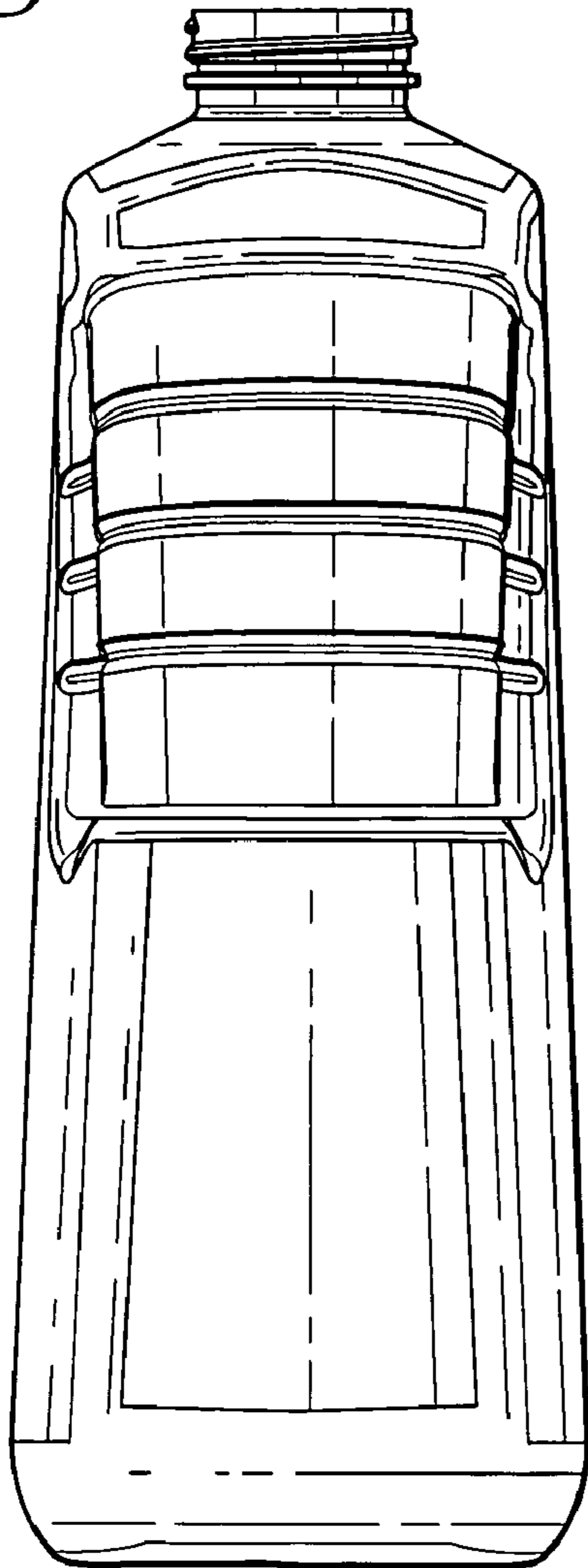
*Fig. 2*



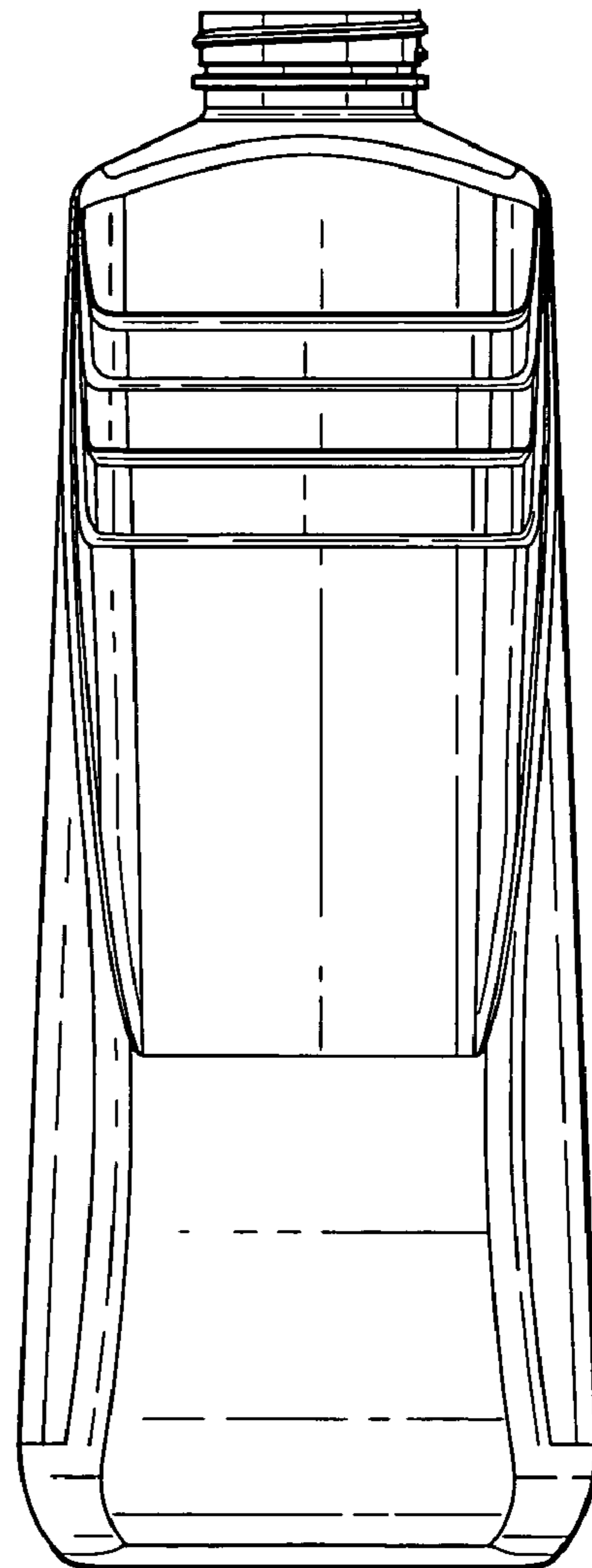
*Fig. 3*



*Fig. 4*



*Fig. 5*



*Fig. 6*

