



US00D600558S

(12) **United States Design Patent**
Isono

(10) **Patent No.:** **US D600,558 S**

(45) **Date of Patent:** **** Sep. 22, 2009**

(54) **BOTTLE**

(75) Inventor: **Makoto Isono**, Ashiya (JP)

(73) Assignee: **The Procter & Gamble Company**,
Cincinnati, OH (US)

(**) Term: **14 Years**

(21) Appl. No.: **29/262,559**

(22) Filed: **Jul. 6, 2006**

(51) **LOC (9) Cl.** **09-01**

(52) **U.S. Cl.** **D9/522; D9/685**

(58) **Field of Classification Search** D9/434,
D9/435, 448, 516, 522, 543, 544, 567, 569,
D9/570, 575, 682, 685; 222/212, 213, 382;
215/382-384, 396, 398; 220/660, 662, 666,
220/669, 675

See application file for complete search history.

(56) **References Cited**

U.S. PATENT DOCUMENTS

D203,075 S *	11/1965	Roberts	D9/543
D241,414 S *	9/1976	Koenigsberg	D9/523
D247,302 S *	2/1978	Federico et al.	D23/225
D307,546 S *	5/1990	Lyons	D9/526
D331,703 S *	12/1992	Seguin et al.	D9/572
D333,609 S *	3/1993	Beaumont	D9/685
D358,198 S *	5/1995	Wadsworth	D23/226
D406,052 S *	2/1999	Dumont et al.	D9/685
D409,918 S *	5/1999	Wadsworth et al.	D9/448
D421,388 S *	3/2000	Cummings	D9/448
D431,471 S *	10/2000	Large	D9/523
D434,311 S *	11/2000	Gavin	D9/693
D439,518 S *	3/2001	Gavin	D9/523
D463,972 S *	10/2002	Perrin et al.	D9/685
D466,402 S *	12/2002	Cummings et al.	D9/685
D487,223 S *	3/2004	Arai et al.	D9/685
D494,866 S *	8/2004	Guala	D9/448
D495,257 S *	8/2004	Crawford et al.	D9/523

D495,399 S *	8/2004	Guala	D23/213
D509,144 S *	9/2005	Snyder	D9/543
D521,864 S *	5/2006	Cartoni	D9/448
D578,396 S *	10/2008	Caldwell	D9/522
D578,397 S *	10/2008	Caldwell	D9/523

* cited by examiner

Primary Examiner—Stella M Reid

Assistant Examiner—Keli L Hill

(74) *Attorney, Agent, or Firm*—Amy I. Ahn-Roll

(57) **CLAIM**

The ornamental design for a bottle, as show and described.

DESCRIPTION

FIG. 1 is a perspective view of a first embodiment of a bottle, embodying my new design;

FIG. 2 is a front view thereof;

FIG. 3 is a left side view thereof;

FIG. 4 is a right side view thereof;

FIG. 5 is a top plan view thereof;

FIG. 6 is a bottom view thereof;

FIG. 7 is a cross section taken along line 8—8 in FIG. 3;

FIG. 8 is a perspective view of a second embodiment of a bottle, embodying my new design;

FIG. 9 is a front view thereof;

FIG. 10 is a left side view thereof;

FIG. 11 is a right side view thereof;

FIG. 12 is a top plan view thereof;

FIG. 13 is a bottom view thereof; and,

FIG. 14 is a cross section taken along line 14—14 in FIG. 10.

The broken lines shown in the drawings are for illustrative purposes only and form no part of the claimed design.

1 Claim, 10 Drawing Sheets


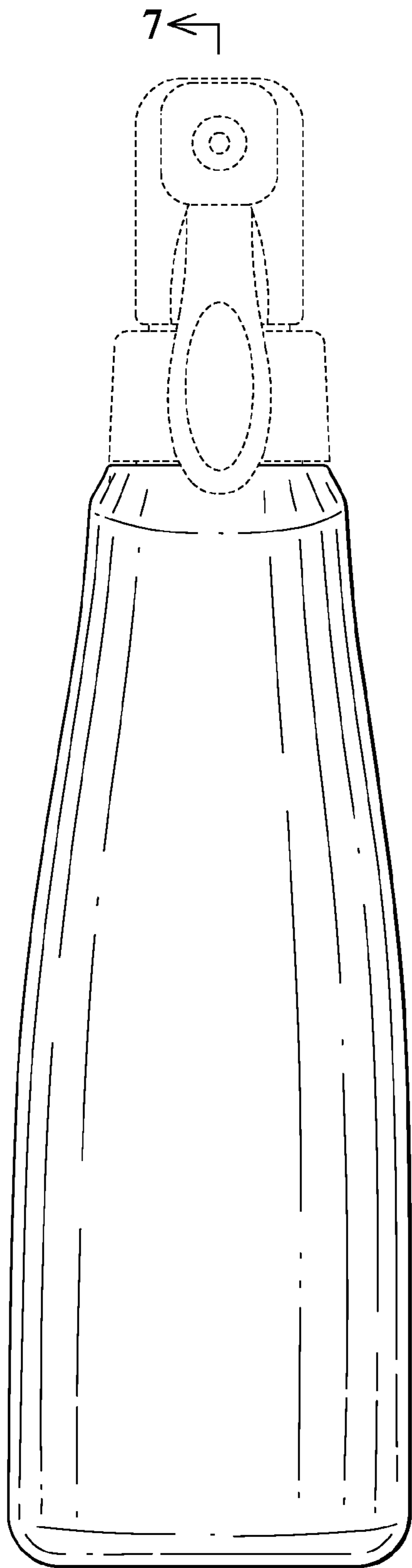




FIG. 1



FIG. 2



7 ←
FIG. 3

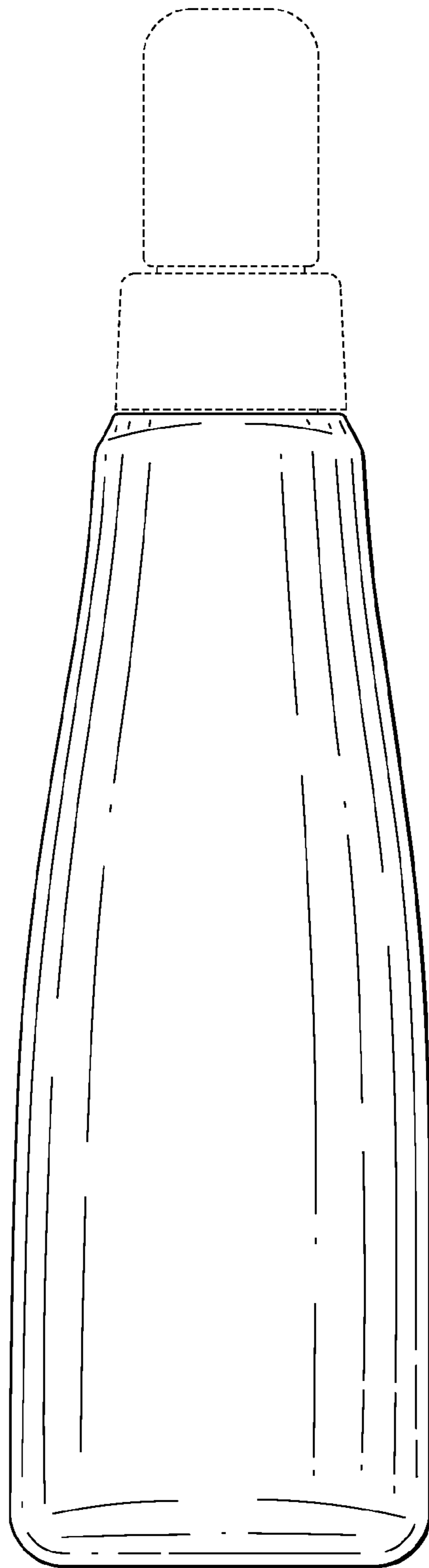


FIG. 4

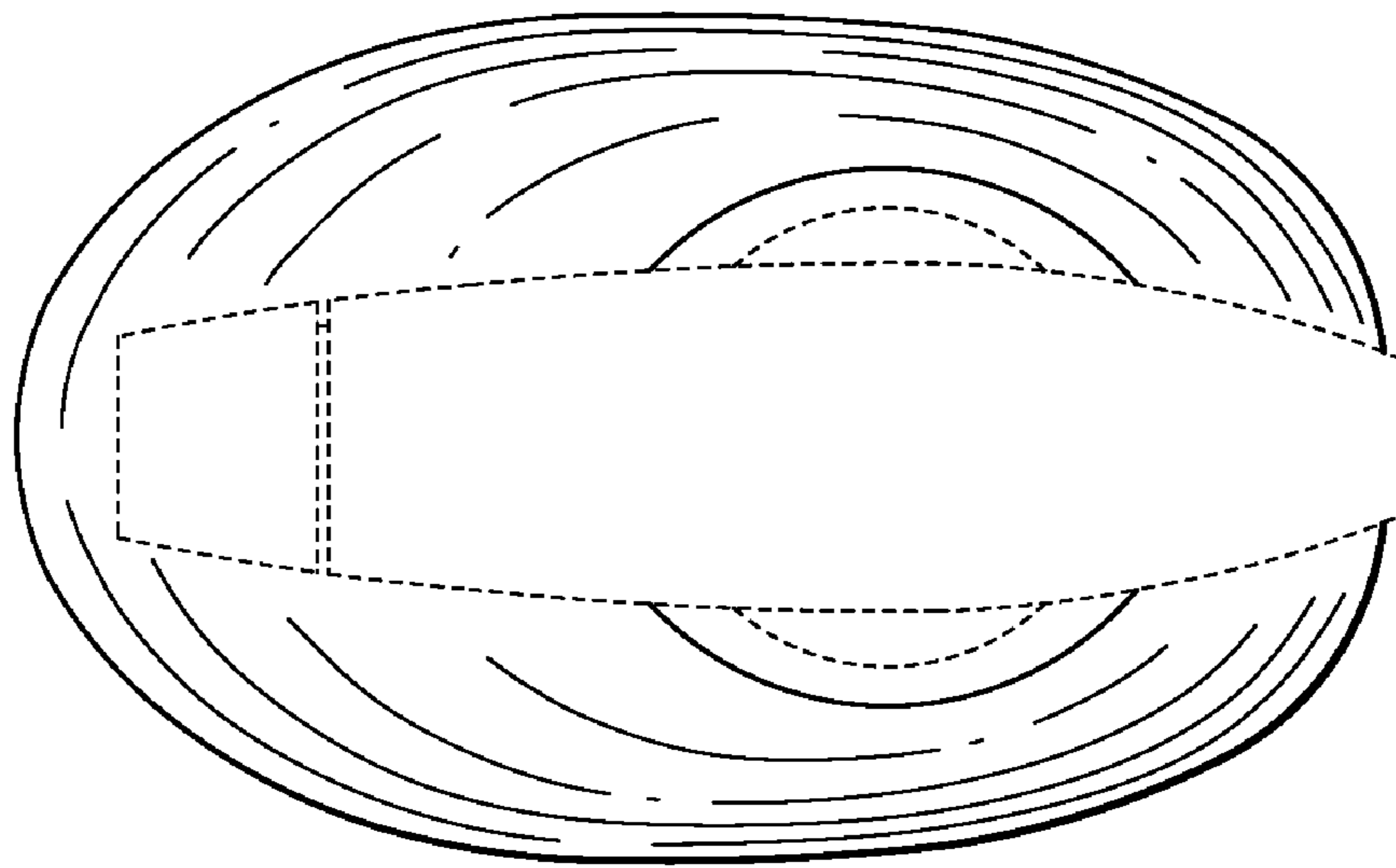


FIG. 5

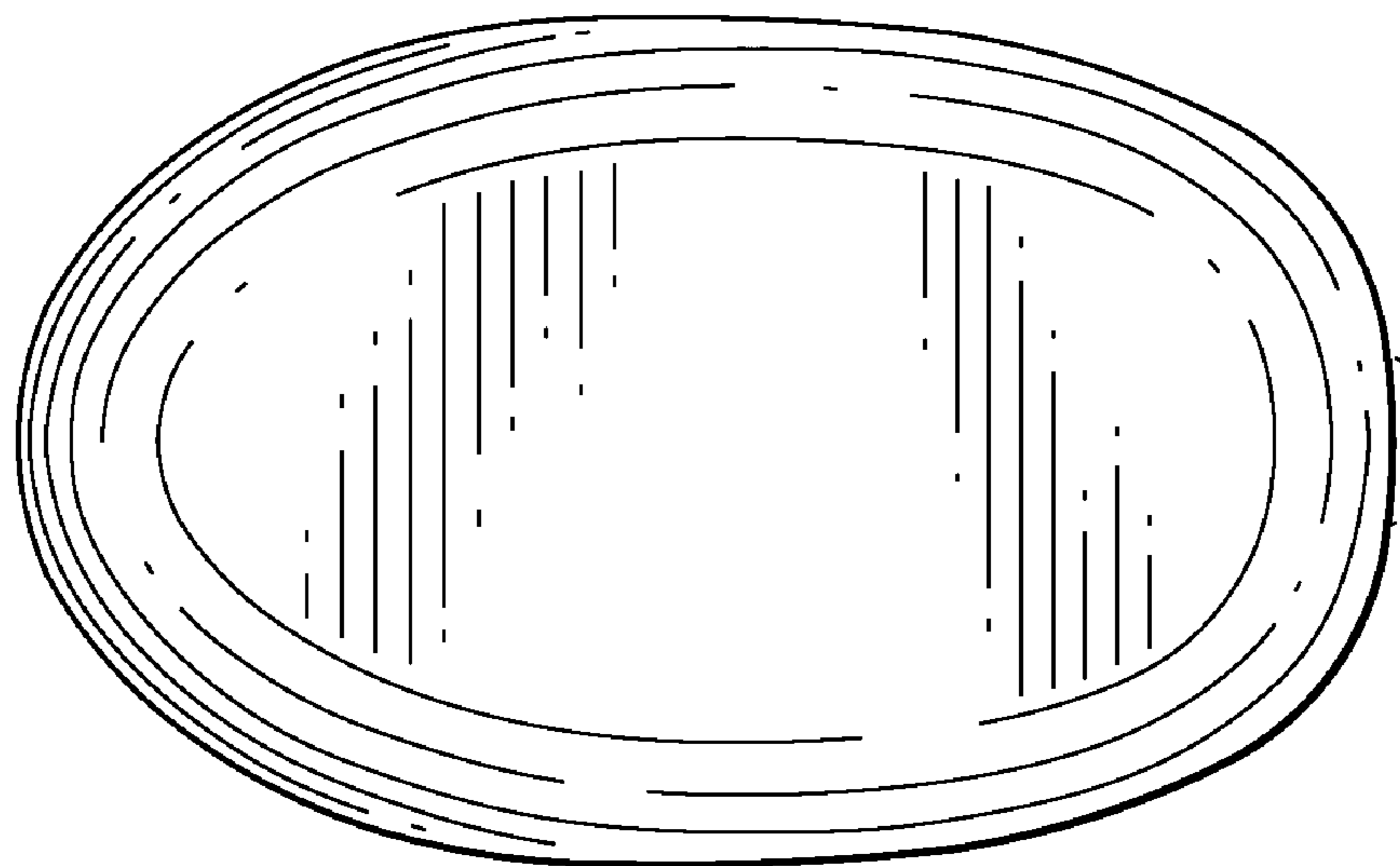


FIG. 6

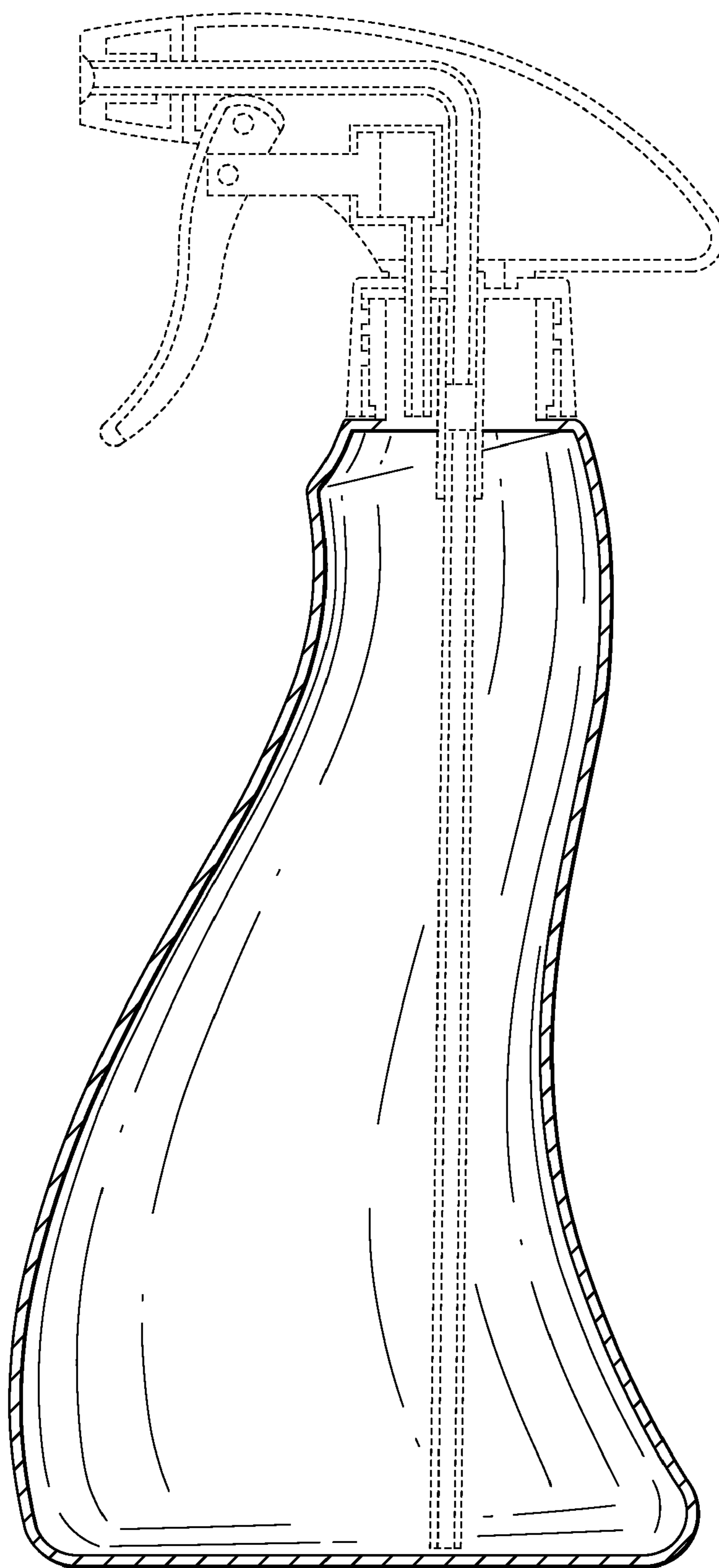


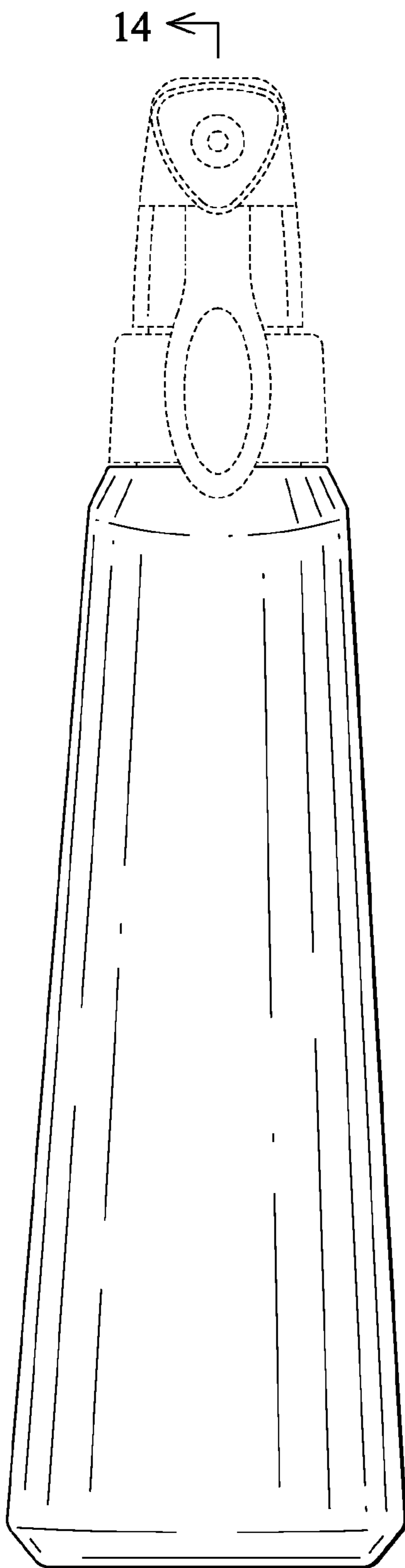
FIG. 7



FIG. 8



FIG. 9



14 ←
FIG. 10

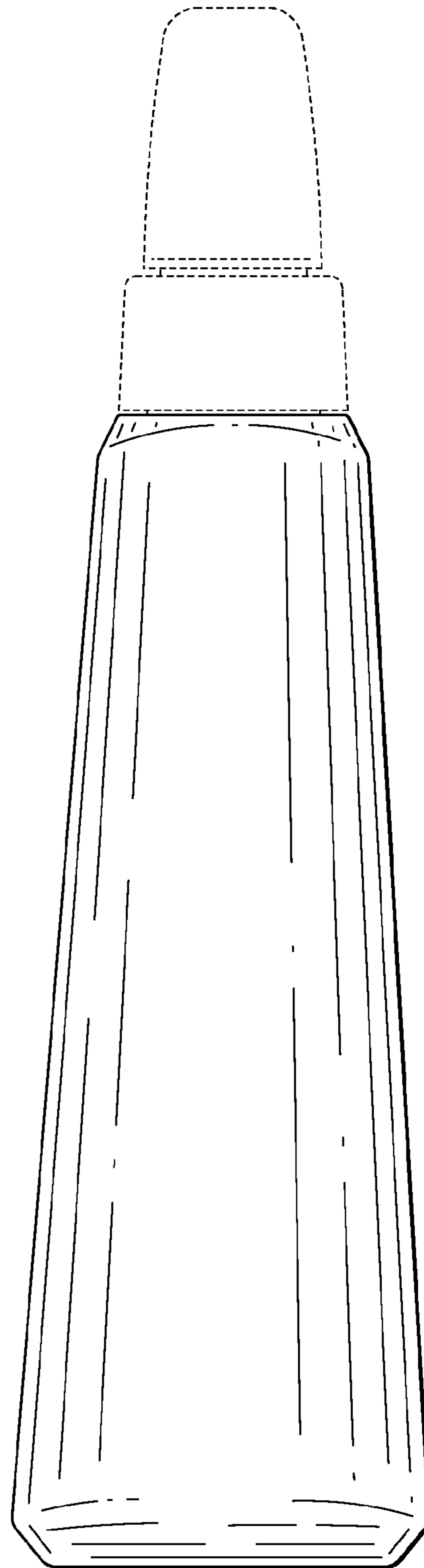


FIG. 11

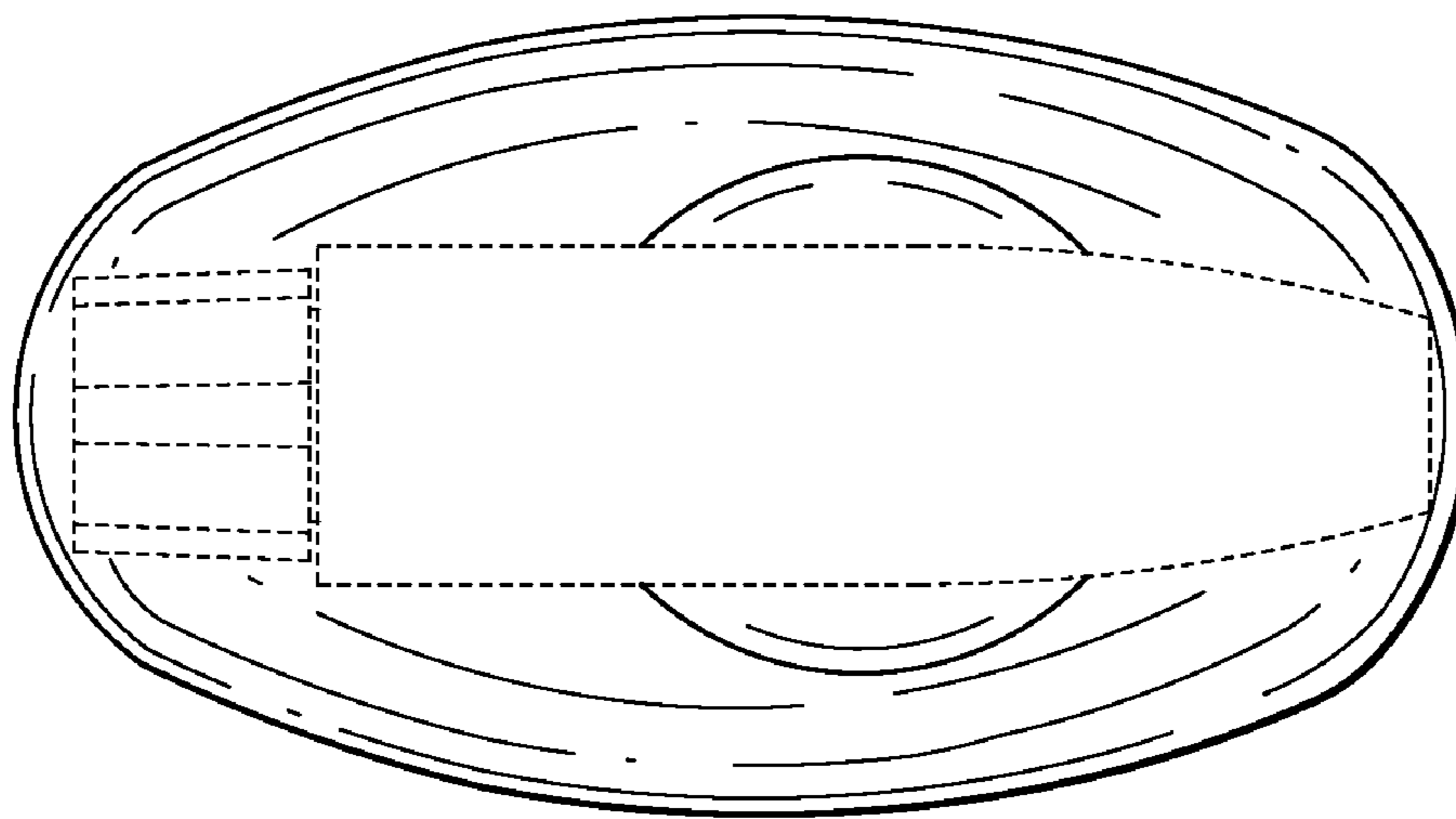


FIG. 12

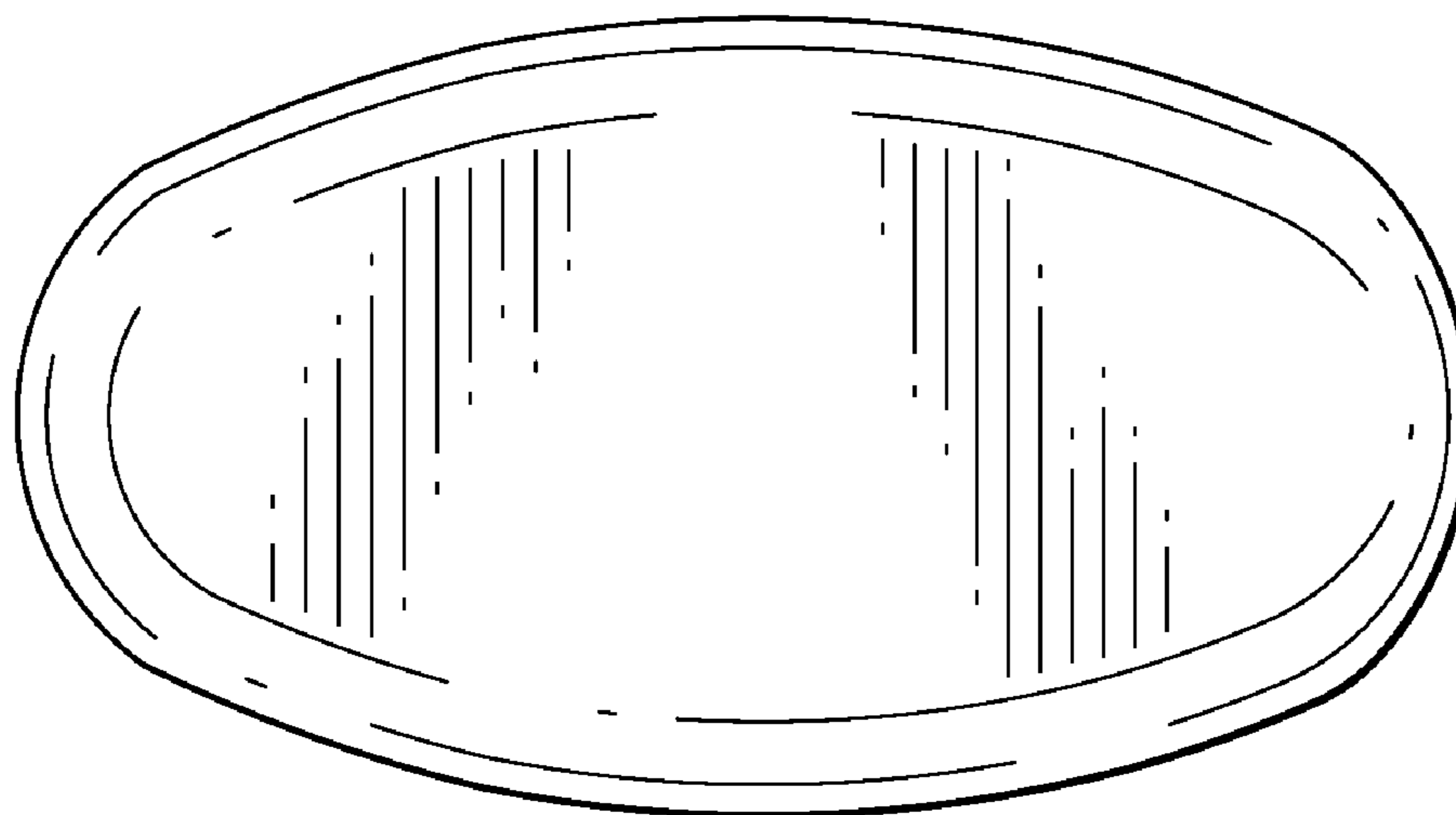


FIG. 13

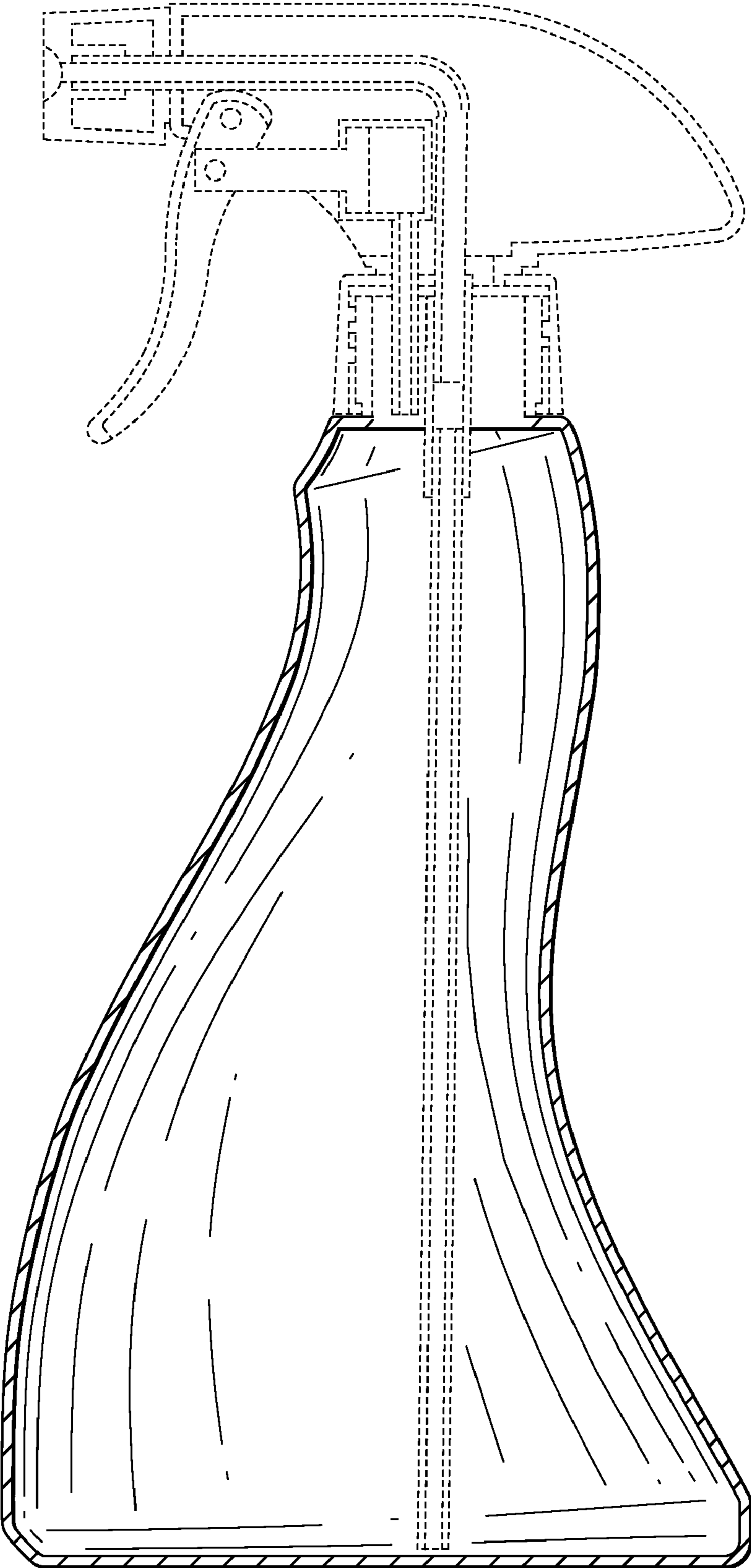


FIG. 14

UNITED STATES PATENT AND TRADEMARK OFFICE
CERTIFICATE OF CORRECTION

PATENT NO. : Des. 600,558 S
APPLICATION NO. : 29/262559
DATED : September 22, 2009
INVENTOR(S) : Makoto Isono

Page 1 of 1

It is certified that error appears in the above-identified patent and that said Letters Patent is hereby corrected as shown below:

IN THE DESCRIPTION:

“FIG.7 is a cross section taken along line 8-8 in FIG 3;” should read --FIG.7 is a cross section taken along line 7-7 in FIG 3;--

Signed and Sealed this

Twenty-second Day of December, 2009



David J. Kappos
Director of the United States Patent and Trademark Office