



US00D600556S

(12) **United States Design Patent**
Chupak

(10) **Patent No.:** **US D600,556 S**

(45) **Date of Patent:** **** Sep. 22, 2009**

(54) **BOTTLE**

(75) Inventor: **Thomas Chupak**, West Middlesex, PA
(US)

(73) Assignee: **Exal Corporation**, Youngstown, OH
(US)

(**) Term: **14 Years**

(21) Appl. No.: **29/313,580**

(22) Filed: **Jan. 23, 2009**

Related U.S. Application Data

(62) Division of application No. 29/294,384, filed on Jan. 9,
2008, now Pat. No. Des. 592,060.

(51) **LOC (9) Cl.** **09-01**

(52) **U.S. Cl.** **D9/500; D9/764**

(58) **Field of Classification Search** D9/500,
D9/502-505, 516, 545, 549, 558, 682, 685,
D9/688-691, 763-764, 772, 776-777; 215/379,
215/381-382; 220/660, 662-663, 669, 675
See application file for complete search history.

(56) **References Cited**

U.S. PATENT DOCUMENTS

D414,238 S * 9/1999 Kupperman D22/146

D528,000 S * 9/2006 Davis et al. D9/500
D556,038 S * 11/2007 Chupak D9/500
D564,881 S * 3/2008 Chupak D9/500
D592,060 S * 5/2009 Chupak D9/500

FOREIGN PATENT DOCUMENTS

WO DM/062281 * 12/2002

* cited by examiner

Primary Examiner—Ian Simmons

Assistant Examiner—Dana L Sipos

(74) *Attorney, Agent, or Firm*—Throp Reed & Armstrong,
LLP

(57) **CLAIM**

The ornamental designs for a bottle, as shown and described.

DESCRIPTION

FIG. 1 is a perspective top view of a bottle, the bottle having
a lipped opening.


FIG. 2 is a perspective bottom view of the bottle of FIG. 1.

FIG. 3 is a front view of the bottle of FIG. 1. The left, right and
rear views of the bottle are all identical to the front view.

FIG. 4 is a top view of the bottle of FIG. 1; and,

FIG. 5 is a bottom view of the bottle of FIG. 1.

1 Claim, 4 Drawing Sheets



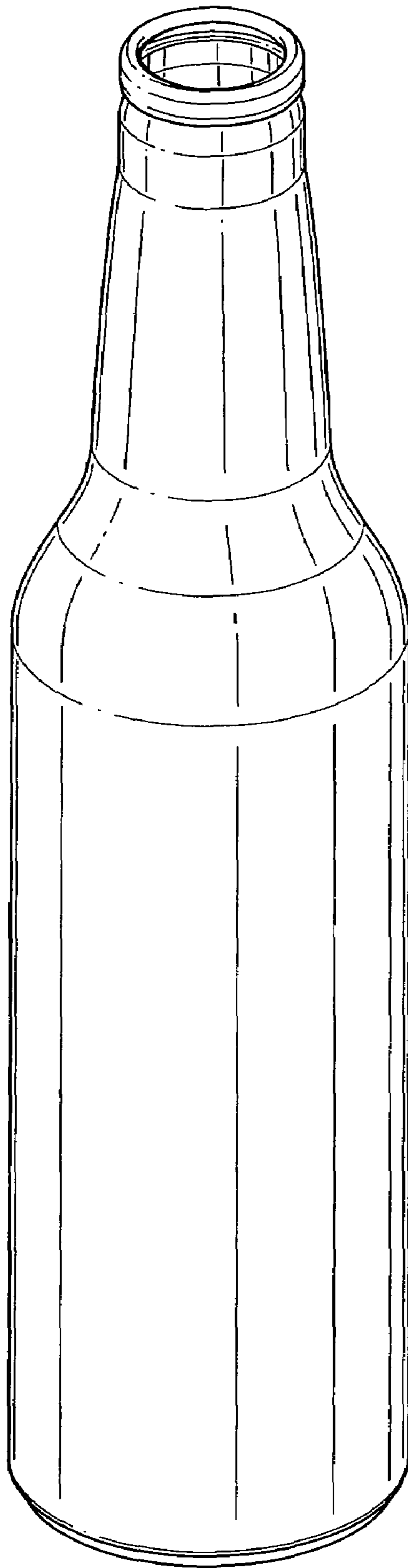


FIG. 1




FIG. 2




FIG. 3

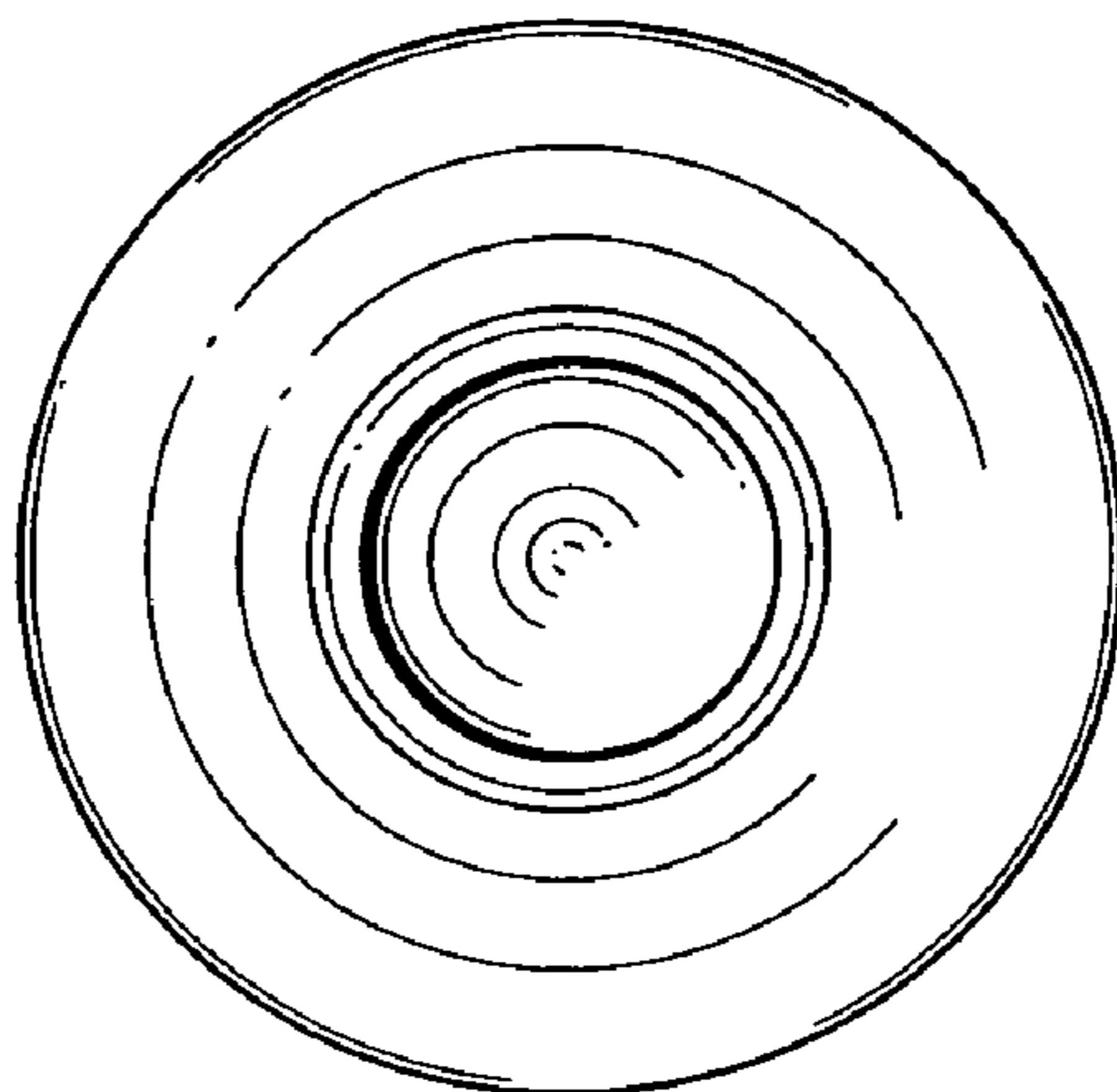


FIG. 4

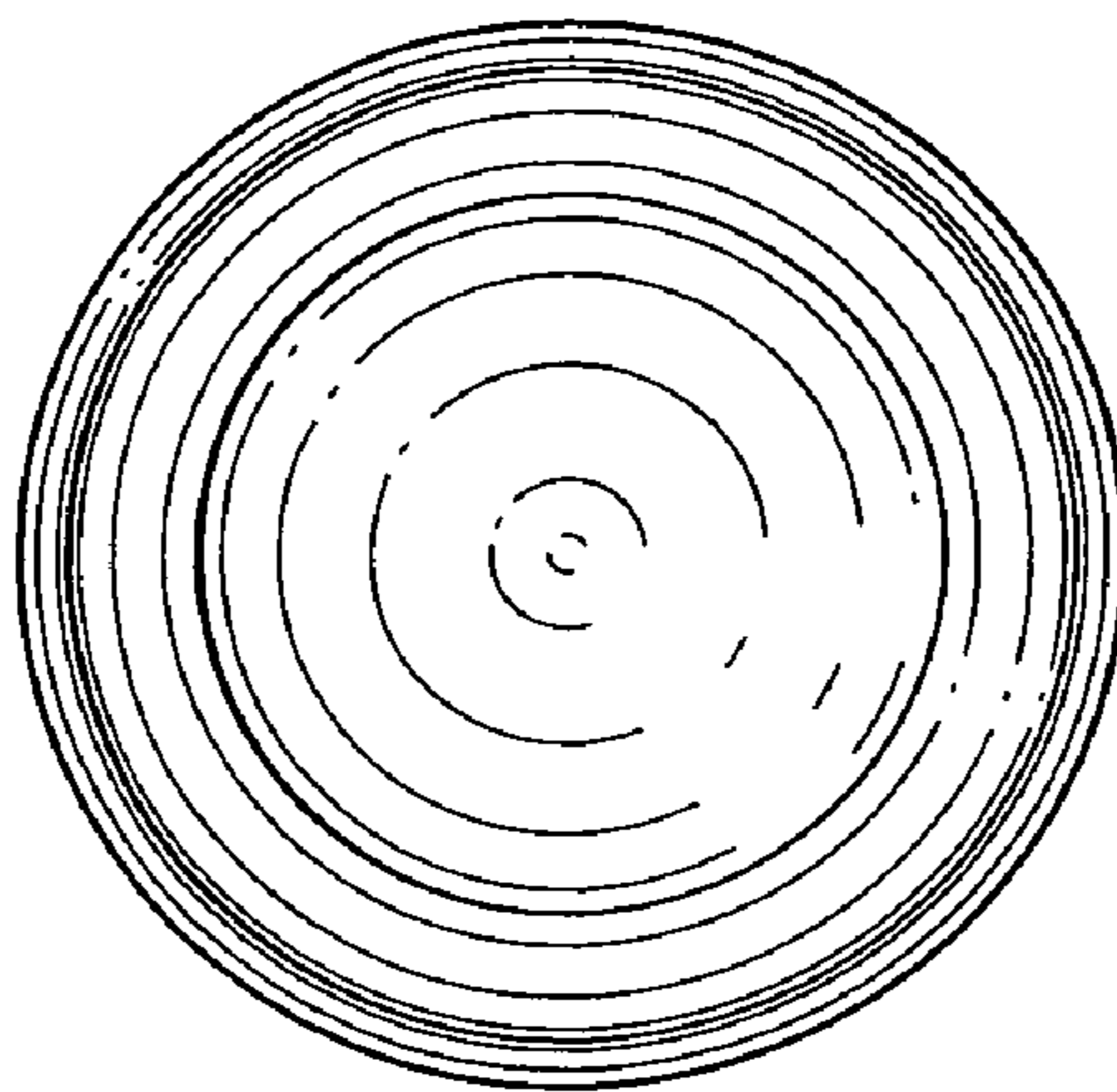


FIG. 5