



US00D600552S

(12) **United States Design Patent**  
**Subotic**

(10) **Patent No.:** **US D600,552 S**

(45) **Date of Patent:** **\*\* Sep. 22, 2009**

(54) **BEVERAGE CAN CAP**

(76) **Inventor:** **Predrag Subotic**, 8662 Midland Pkwy.,  
Jamaica, NY (US) 11432-3042

(\*\*) **Term:** **14 Years**

(21) **Appl. No.:** **29/320,464**

(22) **Filed:** **Jun. 27, 2008**

(51) **LOC (9) Cl.** ..... **09-07**

(52) **U.S. Cl.** ..... **D9/438; D9/543**

(58) **Field of Classification Search** ..... D9/780,  
D9/763, 538, 447, 443, 438, 435, 434; D7/392.1;  
224/148.7; 220/906, 730, 713, 703, 288,  
220/276, 273, 270, 269, 258.5, 254.4, 253  
See application file for complete search history.

(56) **References Cited**

**U.S. PATENT DOCUMENTS**

3,941,277	A *	3/1976	McKinney et al.	.....	220/273
D312,404	S *	11/1990	Bray et al.	.....	D9/438
5,069,356	A *	12/1991	Zysset	.....	220/276
D352,898	S *	11/1994	Vacher	.....	D9/438
D382,481	S *	8/1997	McEldowney	.....	D9/438
5,671,860	A *	9/1997	Louwerse et al.	.....	220/276
D421,907	S *	3/2000	Benge et al.	.....	D9/438
D520,358	S *	5/2006	Heinicke	.....	D9/438
D565,406	S *	4/2008	Foskett	.....	D9/438
D568,741	S *	5/2008	Foskett	.....	D9/438
D579,771	S *	11/2008	Cherian	.....	D9/438

2002/0113069	A1 *	8/2002	Forrest et al.	.....	220/269
2006/0060582	A1 *	3/2006	Martinez Gomez	.....	220/269
2007/0278230	A1 *	12/2007	McEldowney et al.	.....	220/269
2008/0078764	A1 *	4/2008	McEldowney et al.	.....	220/269
2008/0110888	A1 *	5/2008	Turner et al.	.....	220/269
2008/0197132	A1 *	8/2008	Hasegawa et al.	.....	220/269

\* cited by examiner

*Primary Examiner*—Susan Bennett Hattan

(74) *Attorney, Agent, or Firm*—Steve M Clemmons

(57) **CLAIM**

The ornamental design for a beverage can cap, as shown and described.

**DESCRIPTION**

FIG. 1 is a perspective view of a beverage can cap showing my new design;

FIG. 2 is a top view of the beverage can cap;

FIG. 3 is a bottom view of the beverage can cap;

FIG. 4 is a front view of the beverage can cap;

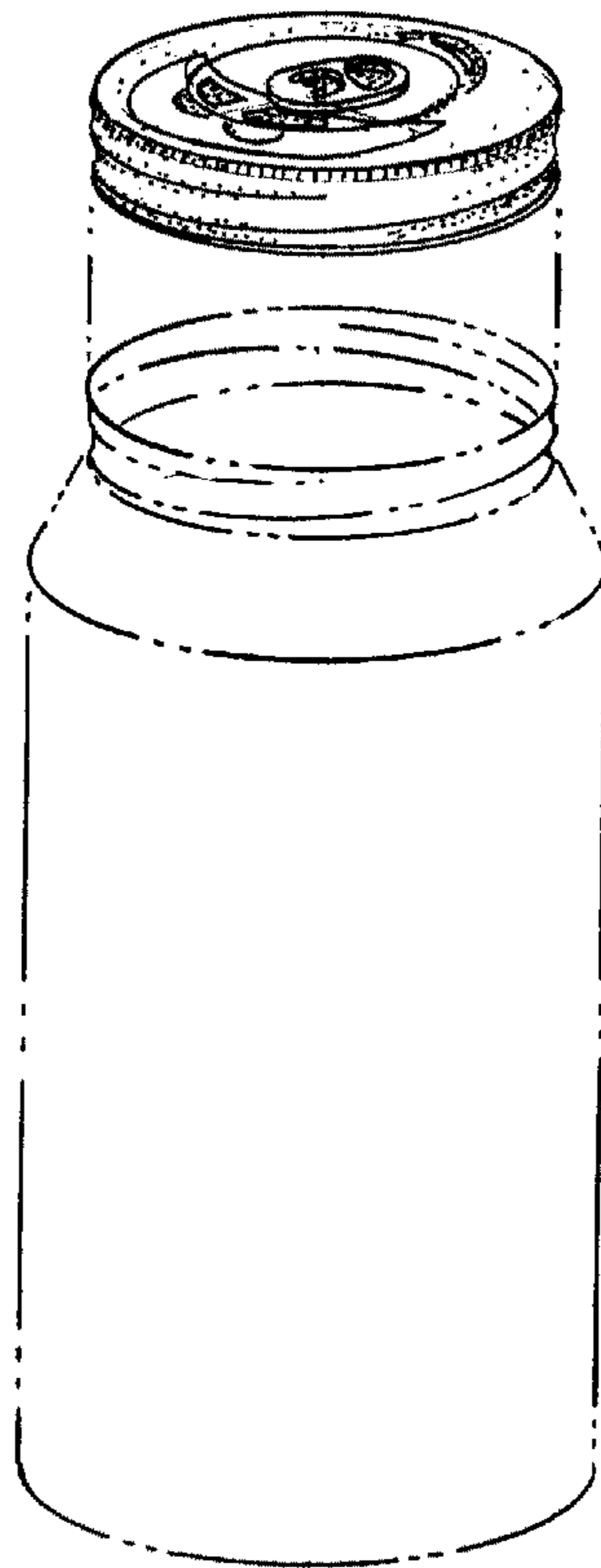
FIG. 5 is a rear view of the beverage can cap;

FIG. 6 is a left side view of the beverage can cap; and,

FIG. 7 is a right side view of the beverage can cap.

The broken line showing of environmental structures, namely a beverage can, is for illustrative purposes only and forms no part of the claimed design.

**1 Claim, 2 Drawing Sheets**



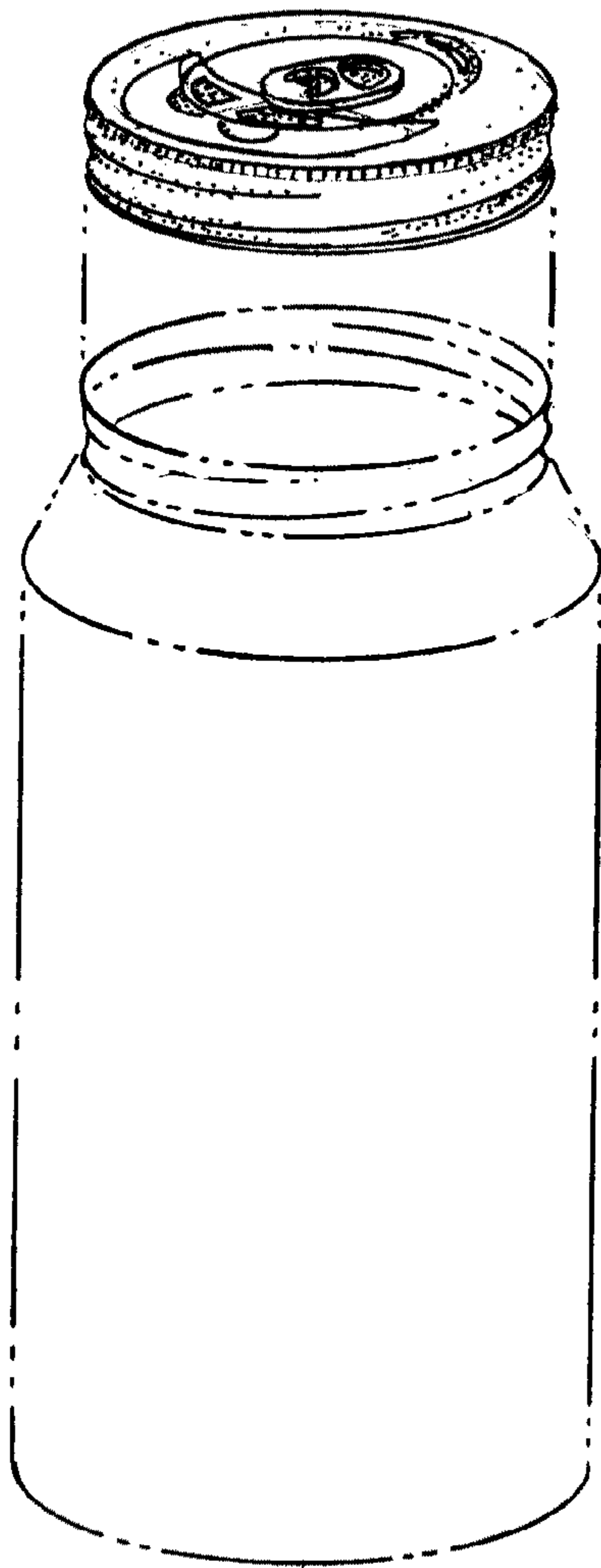


FIG. 1

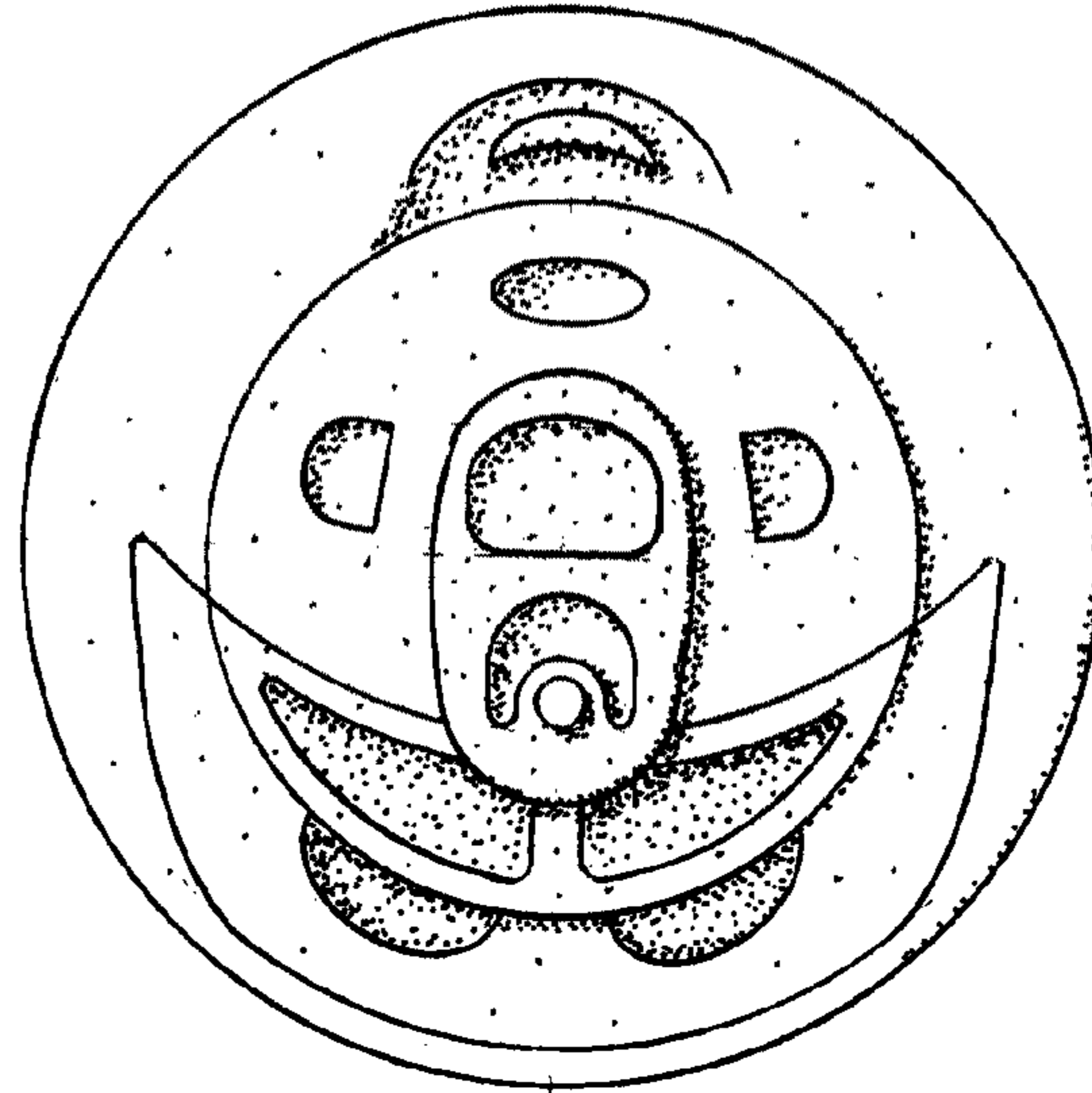


FIG. 2

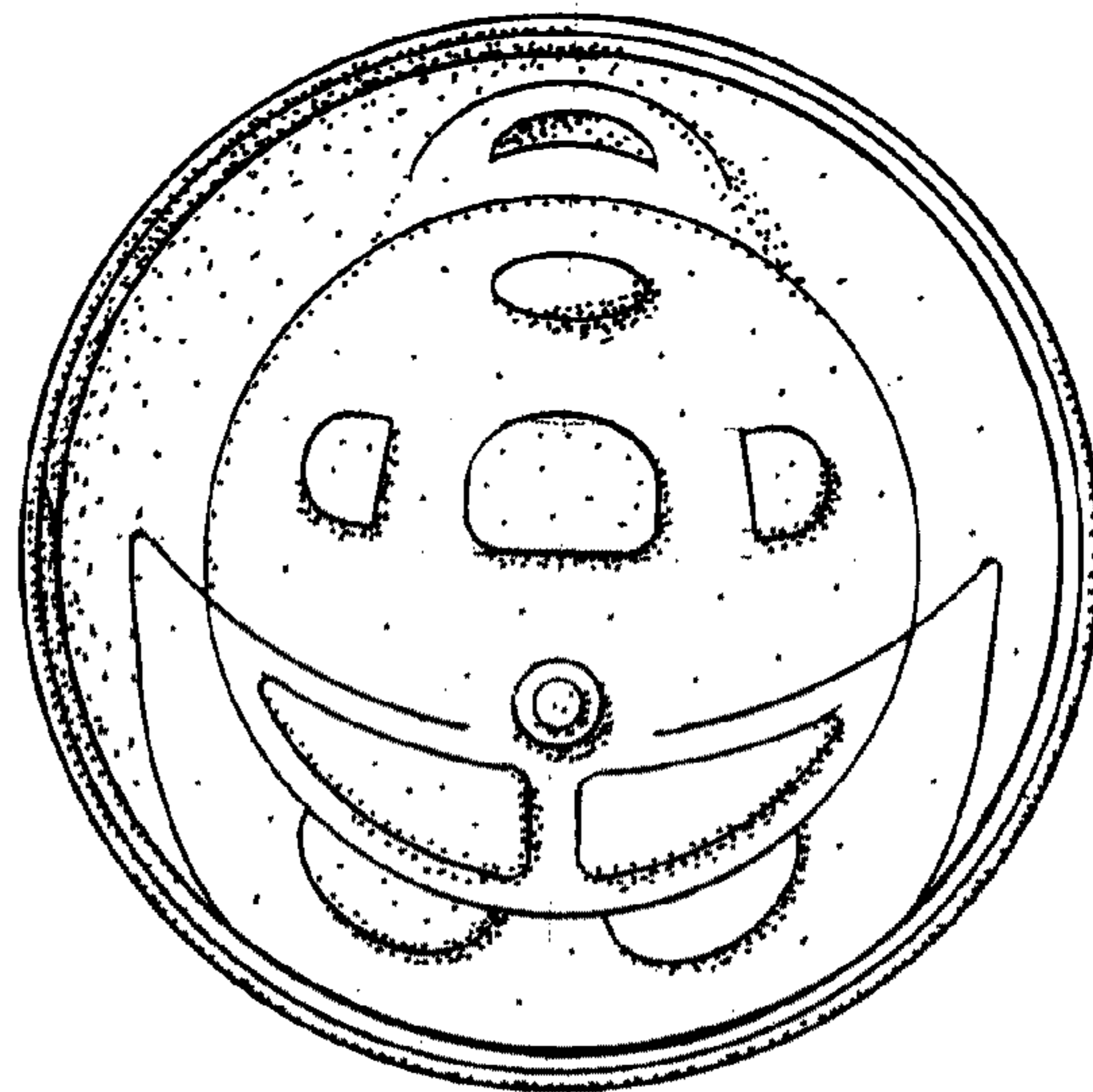


FIG. 3




FIG. 4




FIG. 5




FIG. 6




FIG. 7