



US00D600534S

(12) **United States Design Patent**  
**Tokumoto**

(10) **Patent No.:** **US D600,534 S**

(45) **Date of Patent:** **\*\* Sep. 22, 2009**

(54) **RETAINING RING FOR HOLE**

(75) Inventor: **Shioto Tokumoto**, Tsukubamirai (JP)

(73) Assignee: **SMC Corporation**, Chiyoda-ku, Tokyo (JP)

(\*\*) Term: **14 Years**

(21) Appl. No.: **29/292,976**

(22) Filed: **Nov. 5, 2007**

(30) **Foreign Application Priority Data**

May 17, 2007 (JP) ..... 2007-013065

(51) **LOC (9) Cl.** ..... **08-05**

(52) **U.S. Cl.** ..... **D8/354**

(58) **Field of Classification Search** ..... D8/349,  
D8/354; 248/300; 411/517-518, 520-522  
See application file for complete search history.

(56) **References Cited**

**U.S. PATENT DOCUMENTS**

2,544,631	A *	3/1951	Brozek et al.	.....	411/518
2,574,034	A *	11/1951	Heimann	.....	411/521
2,595,787	A *	5/1952	Heimann	.....	24/16 R
2,895,754	A *	7/1959	Wurzel	.....	403/316
3,469,494	A *	9/1969	Frailly	.....	411/517
3,535,977	A *	10/1970	Baumgarten	.....	411/517
4,099,444	A *	7/1978	Millheiser et al.	.....	411/517

4,886,408	A *	12/1989	Killian et al.	.....	411/519
5,197,841	A *	3/1993	Tanaka	.....	411/522
D487,390	S *	3/2004	Tanaka et al.	.....	D8/354
D540,153	S *	4/2007	Tanaka et al.	.....	D8/354
2005/0214101	A1 *	9/2005	Dexter et al.	.....	411/518

\* cited by examiner

*Primary Examiner*—Holly H Baynham

(74) *Attorney, Agent, or Firm*—Yokoi & Co., U.S.A., Inc.;  
Peter Ganjian

(57) **CLAIM**

The ornamental design for a retaining ring for hole, as shown and described.

**DESCRIPTION**

FIG. 1 shows a front view of a retaining ring for hole showing my new design;

FIG. 2 shows a top view thereof;

FIG. 3 shows a bottom view thereof;

FIG. 4 shows a right side view thereof;

FIG. 5 shows a perspective view thereof; and,

FIG. 6 shows a perspective view thereof shown with a cylinder tube.

The broken line shown in FIGS. 6 is included for the purpose of illustrating environment and form no part of the claimed design.

**1 Claim, 3 Drawing Sheets**

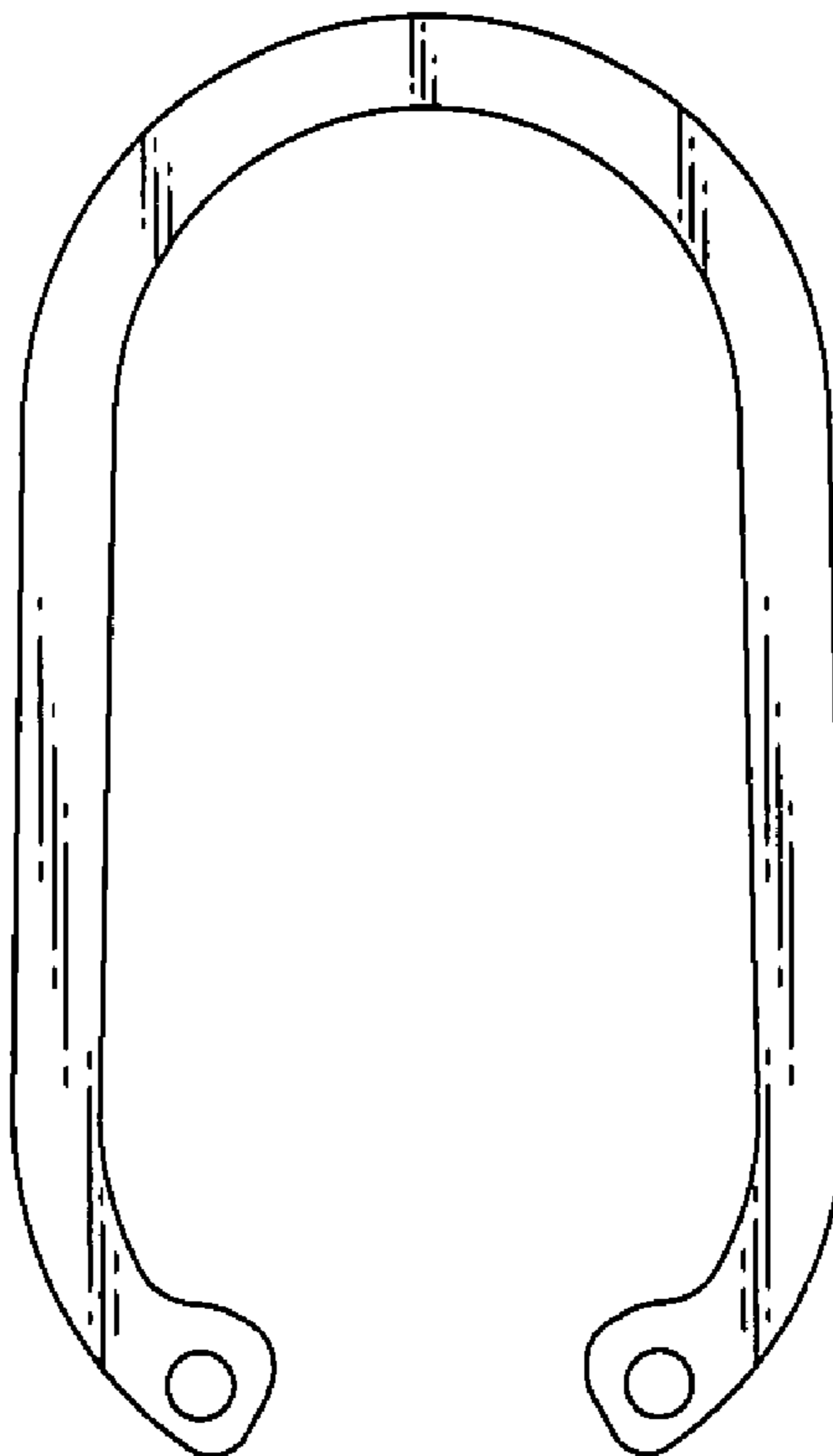


FIG. 1

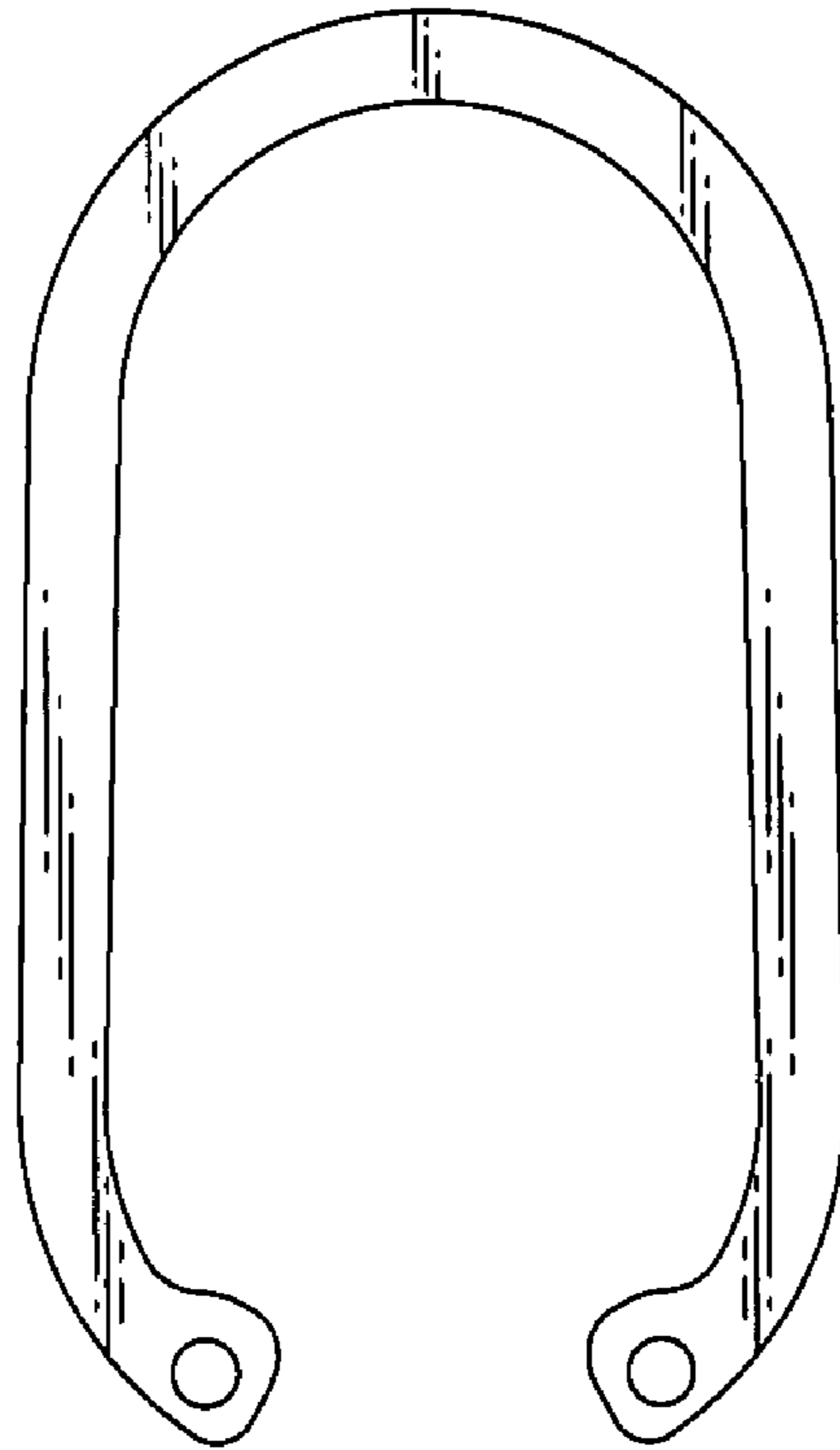


FIG. 2




FIG. 3



FIG. 4

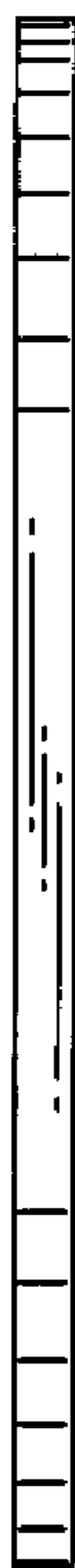


FIG. 5

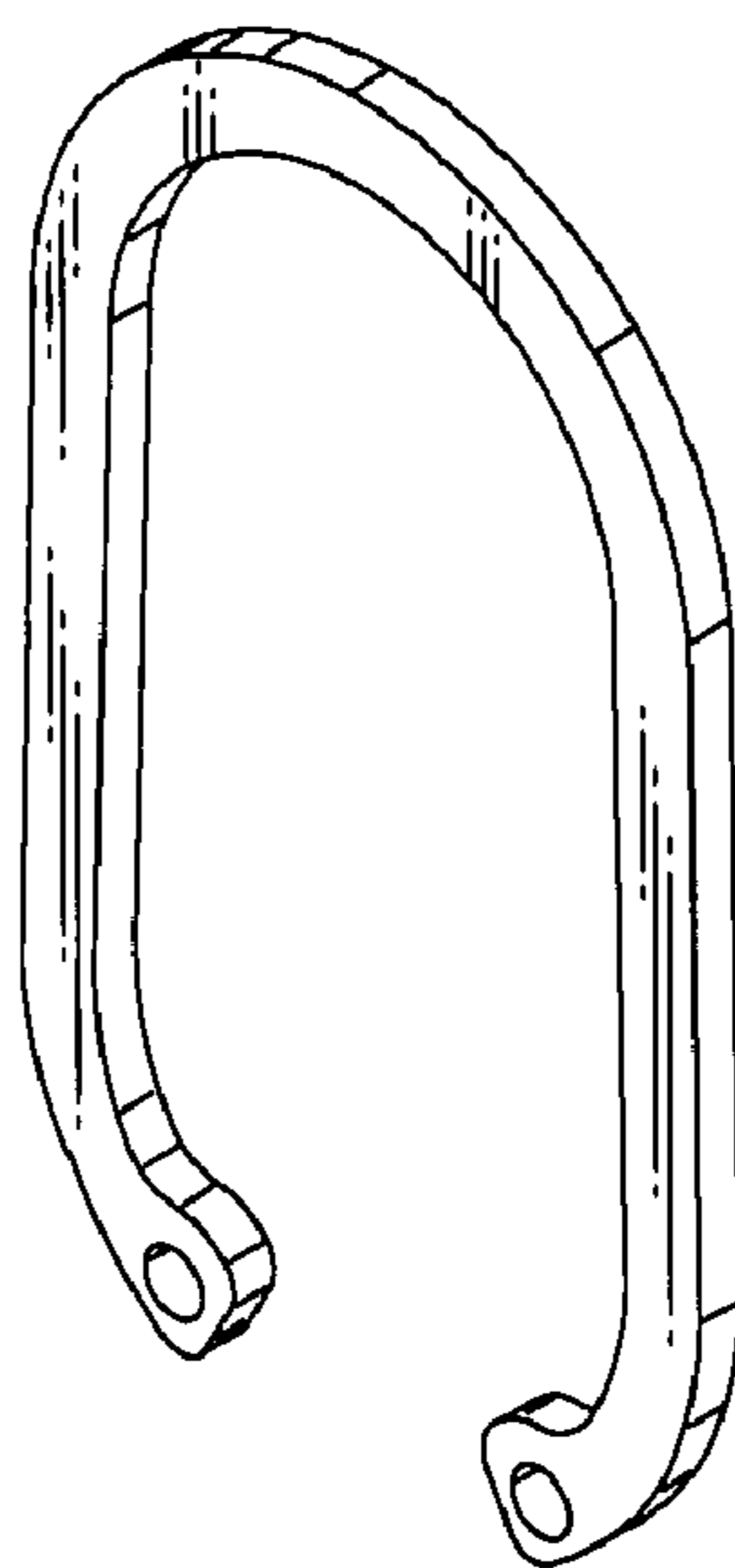


FIG. 6

