



US00D600518S

(12) **United States Design Patent**  
**Liu**

(10) **Patent No.:** **US D600,518 S**

(45) **Date of Patent:** **\*\* Sep. 22, 2009**

(54) **GARDEN TOOL**

(76) Inventor: **Pei-Hsiung Liu**, No. 1, Lane 110, Sec. 2,  
Defang Rd., Dali City, Taichung Hsien  
(TW)

(\*\*) Term: **14 Years**

(21) Appl. No.: **29/309,616**

(22) Filed: **Sep. 12, 2008**

(30) **Foreign Application Priority Data**

Mar. 28, 2008 (TW) ..... 97301827

(51) **LOC (9) Cl.** ..... **08-01**

(52) **U.S. Cl.** ..... **D8/9**

(58) **Field of Classification Search** ..... D8/1,  
D8/7, 9; 172/371; 294/51; 30/165, 166.3,  
30/340

See application file for complete search history.

(56) **References Cited**

**U.S. PATENT DOCUMENTS**

5,581,889 A \* 12/1996 Reuter ..... 30/142  
D392,164 S \* 3/1998 Bomgaars, Jr. .... D8/9  
D564,313 S \* 3/2008 Baker ..... D8/9

D579,287 S \* 10/2008 Hyp et al. .... D8/9  
D594,295 S \* 6/2009 Miller ..... D8/9  
2005/0115083 A1 \* 6/2005 Lauridsen ..... 030/340

\* cited by examiner

*Primary Examiner*—Holly H Baynham  
*Assistant Examiner*—Sheryl Lane  
(74) *Attorney, Agent, or Firm*—HersHKovitz & Associates,  
LLC; Abraham HersHKovitz

(57) **CLAIM**

The ornamental design for a garden tool, as shown and described.

**DESCRIPTION**

FIG. 1 is a perspective view of a garden tool, showing my new design;

FIG. 2 is a front view thereof;

FIG. 3 is a rear view thereof;

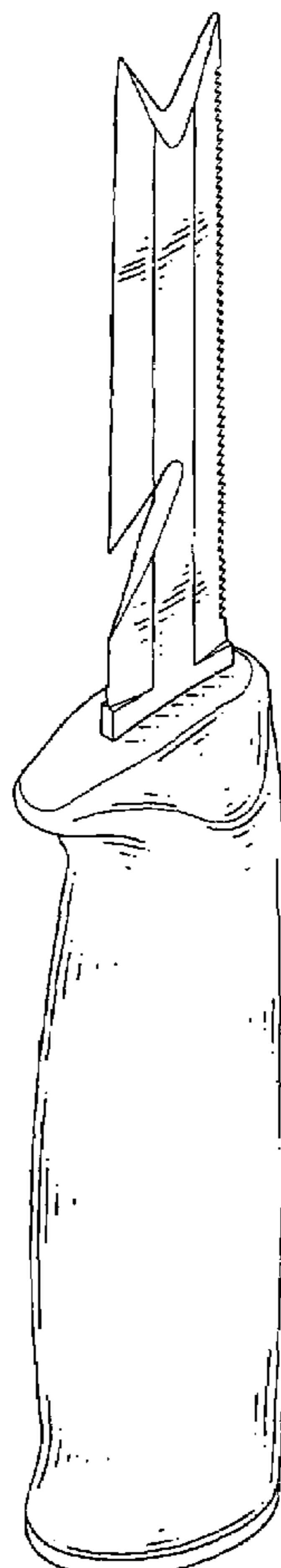
FIG. 4 is a left view thereof;

FIG. 5 is a right view thereof;

FIG. 6 is a top view thereof; and,

FIG. 7 is a bottom view thereof.

**1 Claim, 4 Drawing Sheets**



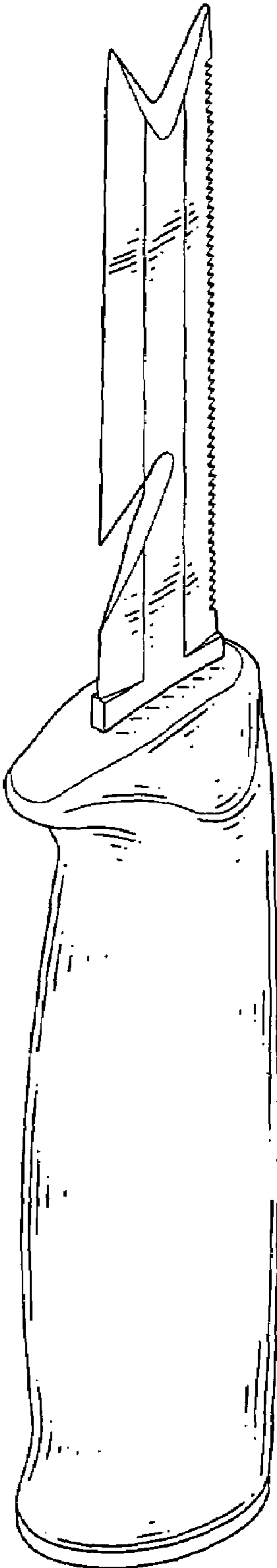


FIG.1

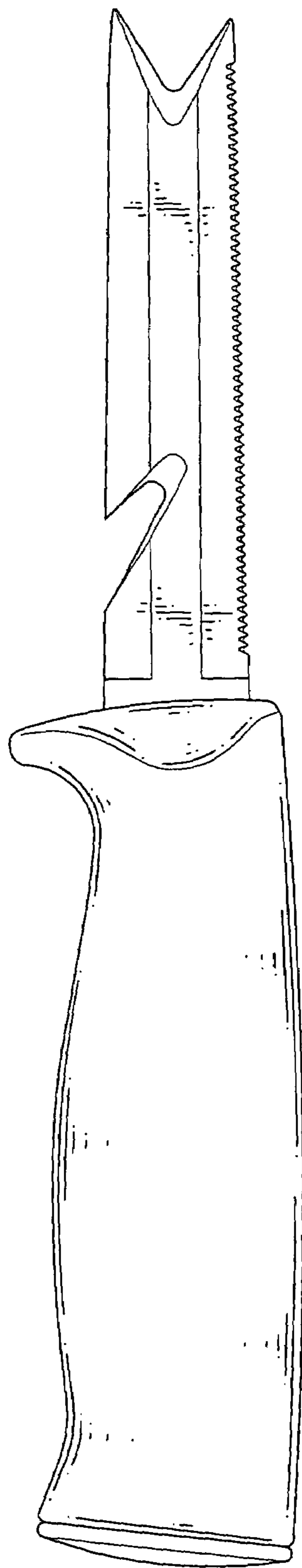


FIG. 2

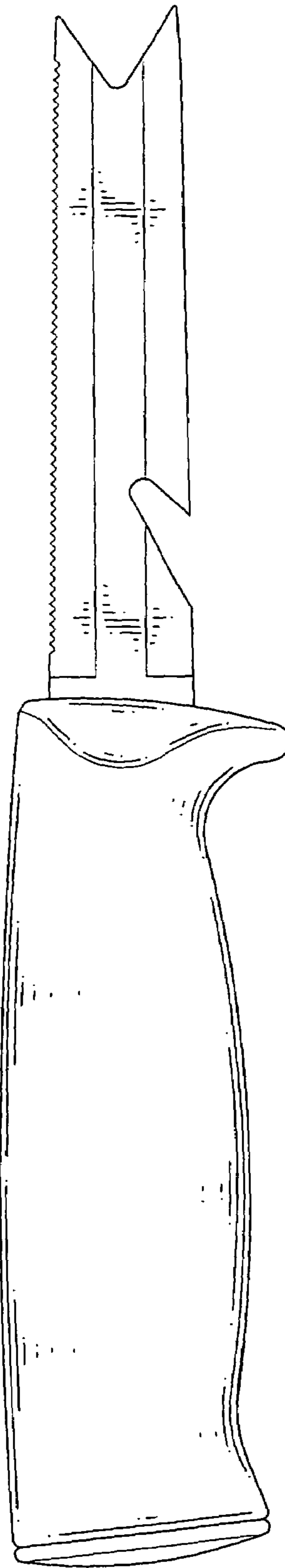


FIG. 3

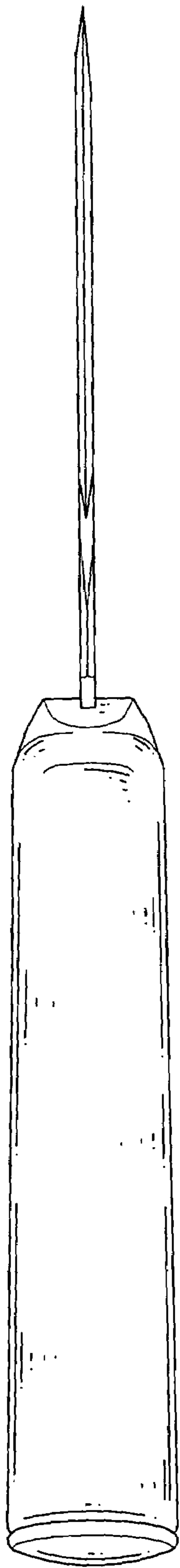


FIG. 4

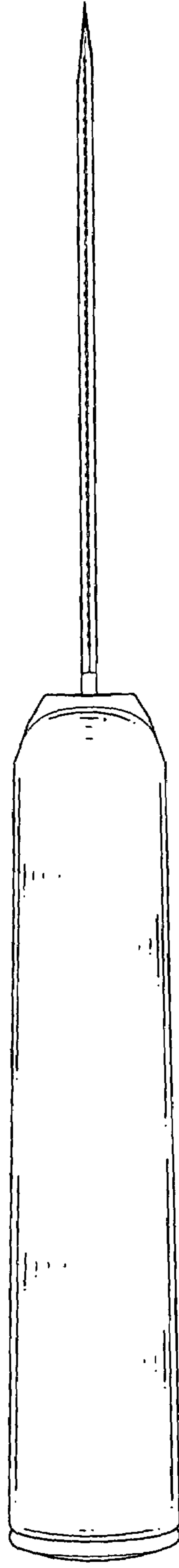


FIG. 5

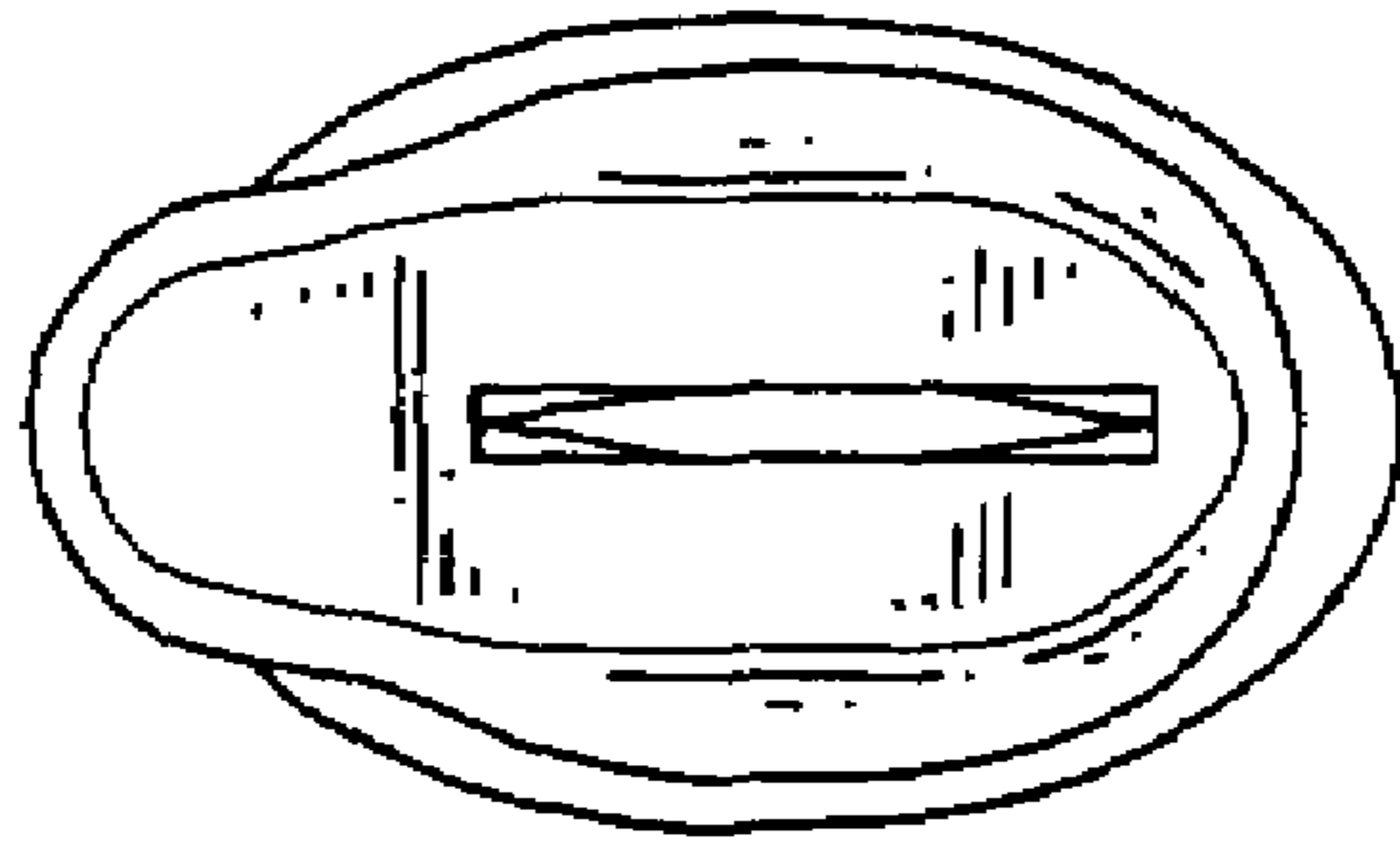


FIG. 6

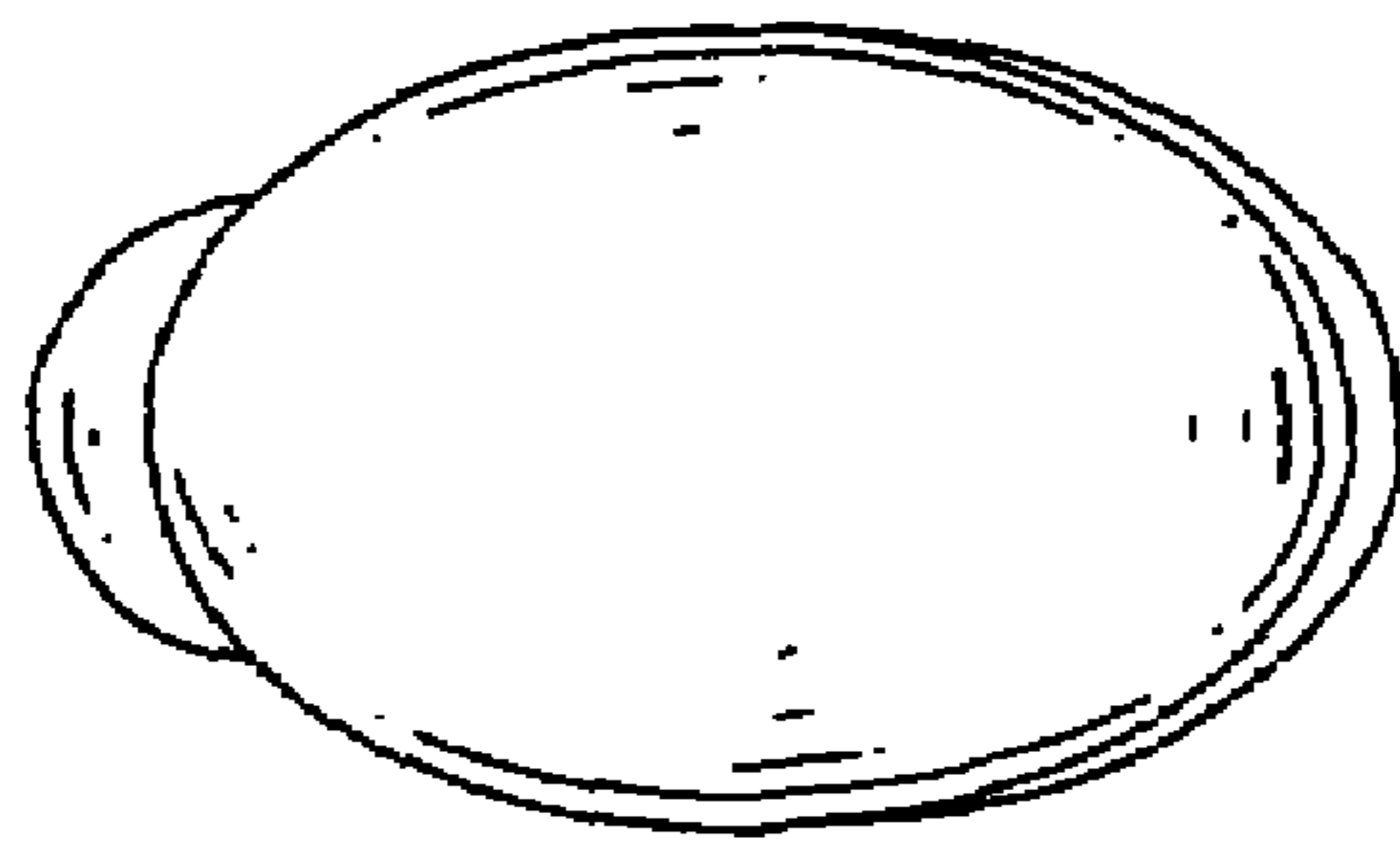


FIG. 7