



US00D600508S

(12) **United States Design Patent**
Nolan

(10) **Patent No.:** **US D600,508 S**

(45) **Date of Patent:** **** Sep. 22, 2009**

(54) **#1 FAN CANDY TRAY**

(76) **Inventor:** **David Nolan**, 122 Stribling, San Antonio, TX (US) 78204

(**) **Term:** **14 Years**

(21) **Appl. No.:** **29/330,527**

(22) **Filed:** **Jan. 8, 2009**

(51) **LOC (9) Cl.** **07-02**

(52) **U.S. Cl.** **D7/675**

(58) **Field of Classification Search** D7/672-676,
D7/354, 628; D1/106, 108, 109; D20/32,
D20/33; 30/299, 301, 302, 303, 305, 306,
30/280, 314, 315; 99/324, 426, 428, 430,
99/432, 439; 220/576.1-574, 912, DIG. 13
See application file for complete search history.

(56) **References Cited**

U.S. PATENT DOCUMENTS

D265,708 S *	8/1982	O'Dell	D7/354
D274,592 S *	7/1984	Bever	D7/675
D295,640 S *	5/1988	Breault	D20/33
D435,391 S *	12/2000	Durst	D7/354
D481,914 S *	11/2003	Short	D7/675
D495,749 S *	9/2004	Van Veen et al.	D20/32
D498,385 S *	11/2004	Durst	D7/354

OTHER PUBLICATIONS

Fauss, Geral; Designboom; Still Number One!; <http://www.designboom.com/history/numberonefoamhand.html>.

* cited by examiner

Primary Examiner—Terry A Wallace

(74) *Attorney, Agent, or Firm*—Ted D. Lee; Gunn, Lee & Cave, PC

(57) **CLAIM**

An ornamental design for a #1 fan candy tray, as shown and described.

DESCRIPTION

FIG. 1 is a perspective view of the #1 fan candy tray showing my new design.

FIG. 2 is a top view of FIG. 1.

FIG. 3 is a front elevation view of FIG. 2.

FIG. 4 is a rear elevation view of FIG. 2.

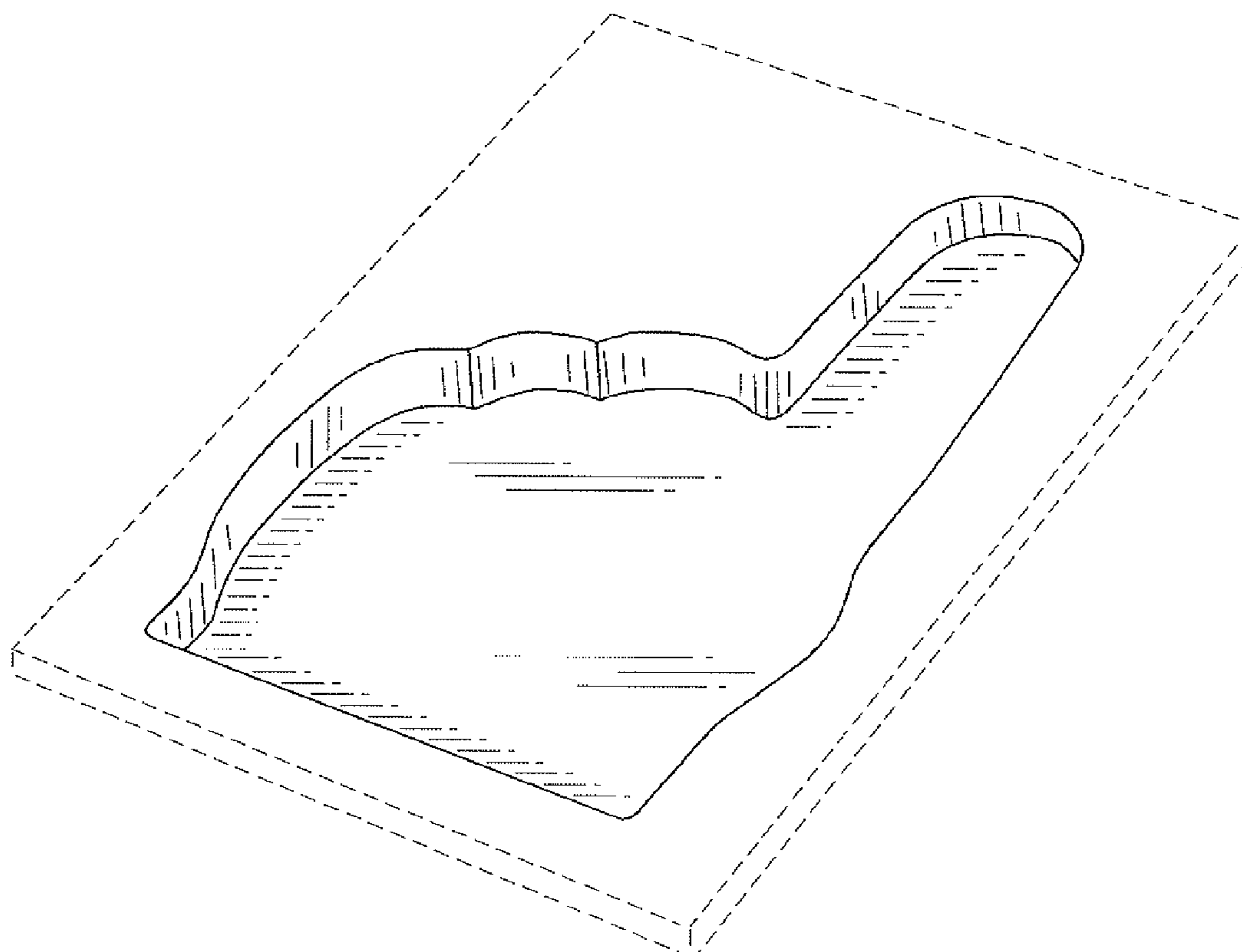
FIG. 5 left side elevation view of FIG. 2.

FIG. 6 is a right side elevation view of FIG. 2; and,

FIG. 7 is a bottom view of FIG. 1.

The broken lines shown in FIGS. 1, 2, 3, 4, 5, 6 and 7 are for the purposes of illustrating and forms no part of the claimed invention.

1 Claim, 2 Drawing Sheets



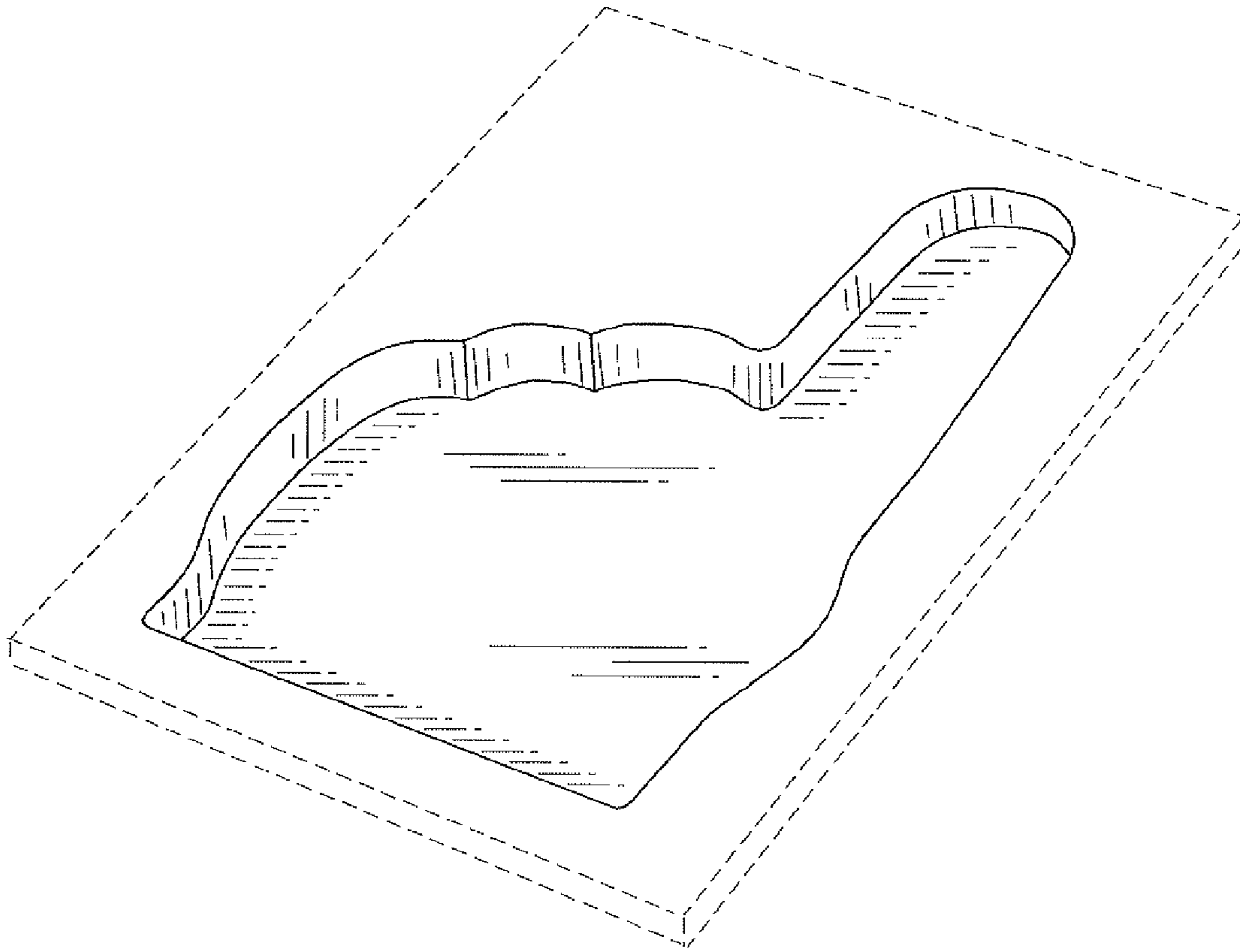


Fig. 1

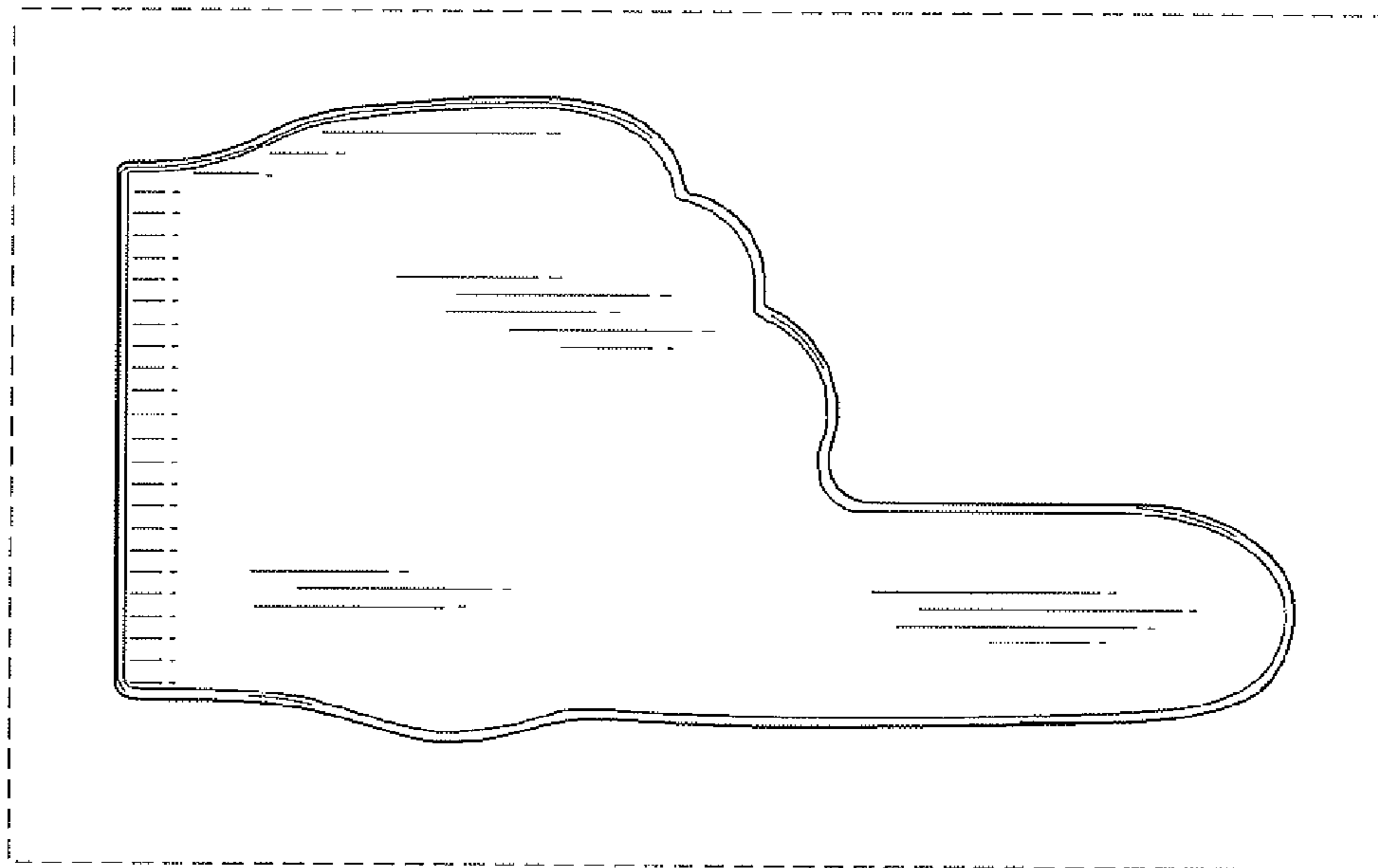


Fig. 2

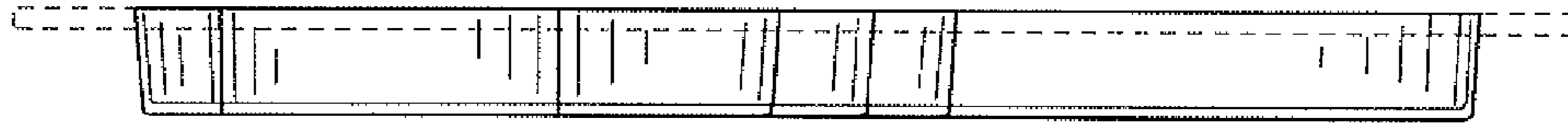


Fig. 3




Fig. 4

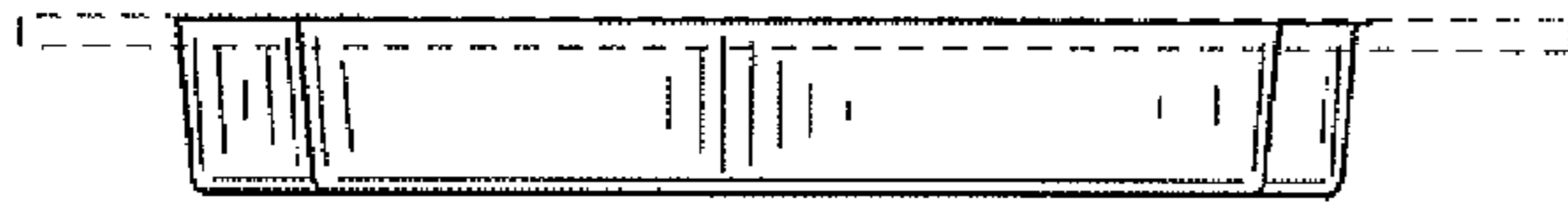


Fig. 5




Fig. 6

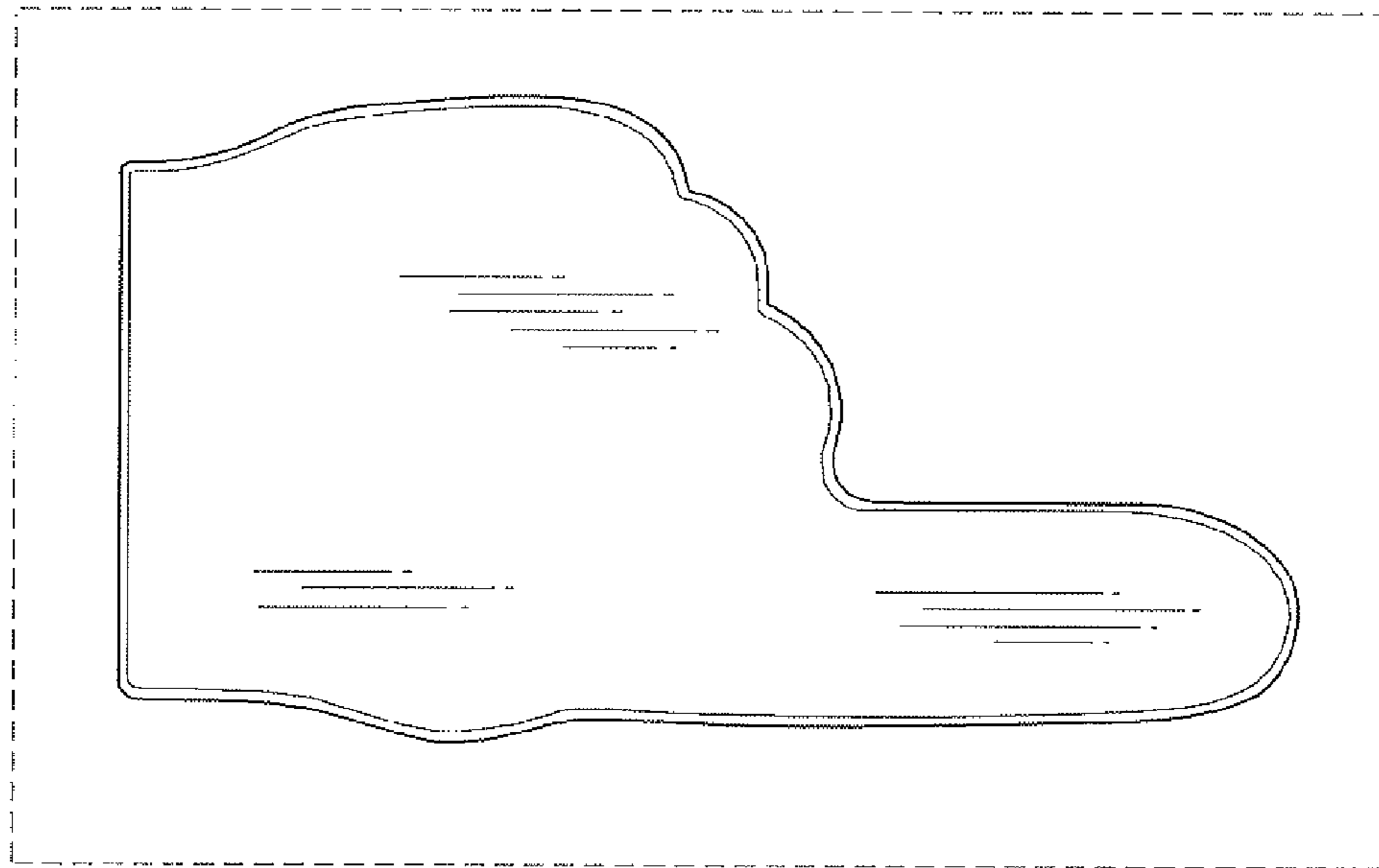


Fig. 7