



US00D600454S

(12) **United States Design Patent**
Della Valle

(10) **Patent No.:** **US D600,454 S**

(45) **Date of Patent:** **** Sep. 22, 2009**

(54) **SHEET MATERIAL**

(75) Inventor: **Diego Della Valle**, Sant'Elpidio a Mare (IT)

(73) Assignee: **Gousson-Consultadoria E Marketing LDA**, Funchal-Madeira (PT)

(**) Term: **14 Years**

(21) Appl. No.: **29/270,611**

(22) Filed: **Dec. 28, 2006**

(30) **Foreign Application Priority Data**

Jun. 28, 2006 (EM) 000552369

(51) **LOC (9) Cl.** **05-02**

(52) **U.S. Cl.** **D5/58**

(58) **Field of Classification Search** D5/1,
D5/2, 3, 7, 8, 11, 13, 14, 15, 16, 19, 20, 23,
D5/24, 25, 26, 27, 28, 30, 32, 35, 36, 37,
D5/39, 43, 46, 47, 49, 50, 52, 53, 54, 55,
D5/56, 57, 58, 59, 60, 61, 62, 63, 64, 65,
D5/66, 99; 428/95, 187, 198, 199, 540, 542.2,
428/919, 904.4; D2/749, 994; D6/582, 583,
D6/595, 596, 598, 603, 604, 605, 606, 608,
D6/613, 616, 617, 619, 622; D24/124, 125,
D24/126; D25/142, 152; 5/413 AM, 709;
162/109, 231; 156/148, 209; D7/396.4,
D7/396.5, 396

See application file for complete search history.

(56) **References Cited**

U.S. PATENT DOCUMENTS

5,484,639 A * 1/1996 Woodall et al. 428/95

D450,934 S * 11/2001 Duritsch et al. D5/58
D539,041 S * 3/2007 Berryman D5/63
D541,053 S * 4/2007 Sanders D5/62
D544,216 S * 6/2007 Prestridge D5/47
D555,364 S * 11/2007 Bridges et al. D5/58
D564,239 S * 3/2008 Mecchi et al. D5/57

* cited by examiner

Primary Examiner—Robert M Spear

Assistant Examiner—Barbara B Lohr

(74) *Attorney, Agent, or Firm*—Knobbe Martens Olson & Bear LLP

(57) **CLAIM**

The ornamental design for a sheet material, as shown and described.


DESCRIPTION

FIG. 1 is a top plan view of a sheet material showing one repeat unit of my new design, which can be applied to leather, fabric, textiles, sheeting, ply, or similar sheet material. The design can be repeated in any direction.

FIG. 2 is a front elevational view of the sheet material; and, FIG. 3 is a top plan view of the sheet material in use.

The dot-dashed lines in FIGS. 1 and 3 depict the boundaries of one repeat unit of the claimed design and are not part of the claimed design. Furthermore, the broken lines shown in FIG. 3 are for illustrative purposes only and form no part of the claimed design. The broken lines are used to depict one example of a shoe sole on which the sheet material design may be used.

1 Claim, 2 Drawing Sheets






FIG. 1




FIG. 2

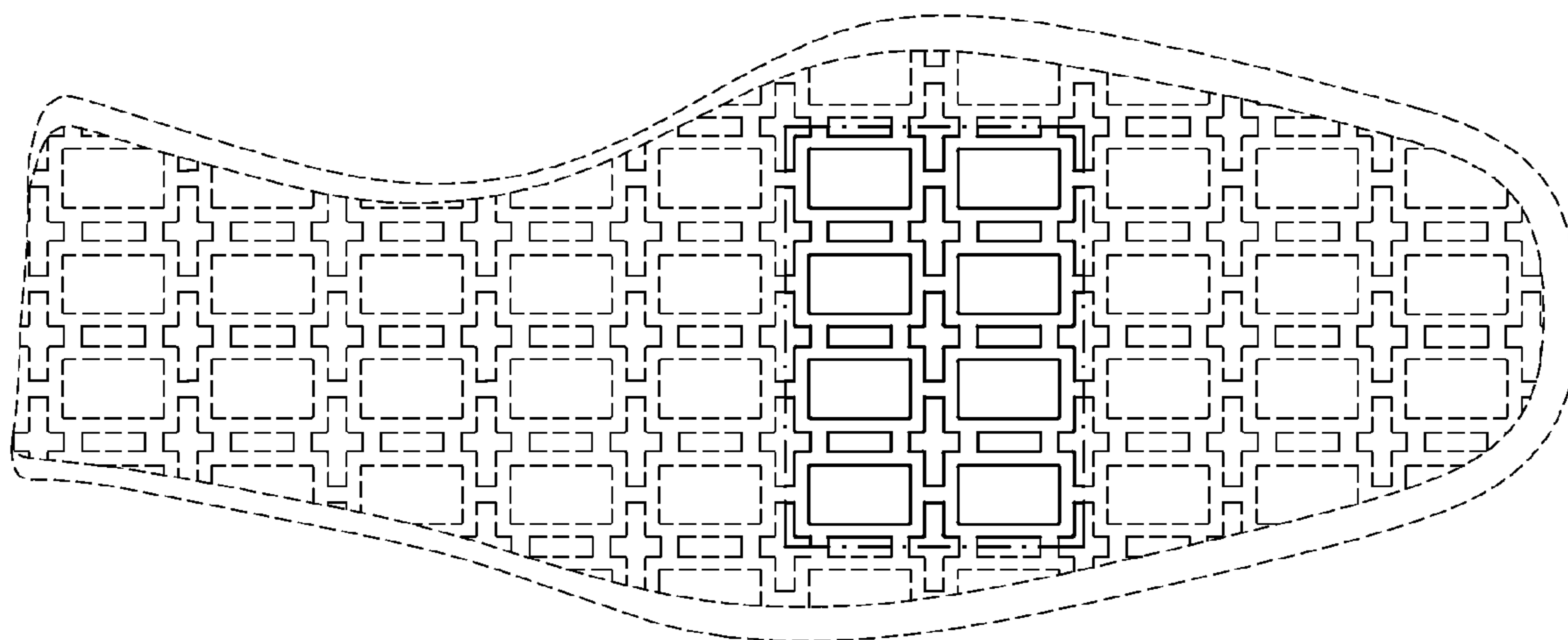


FIG. 3