



US00D600428S

(12) **United States Design Patent**
Rubin

(10) **Patent No.:** **US D600,428 S**

(45) **Date of Patent:** **** Sep. 22, 2009**

(54) **SWEATBAND**

6,192,519 B1 * 2/2001 Coalter 2/16
6,349,414 B1 * 2/2002 Tillman 2/170
D453,985 S * 3/2002 Casey D2/610

(75) Inventor: **Marc Scott Rubin**, Weston, FL (US)

(73) Assignee: **Jersey Driven, LLC**, North Miami Beach, FL (US)

* cited by examiner

Primary Examiner—Raphael Barkai

Assistant Examiner—Randall H Gholson

(74) *Attorney, Agent, or Firm*—Lott & Friedland, PA

(**) Term: **14 Years**

(21) Appl. No.: **29/326,292**

(57) **CLAIM**

(22) Filed: **Oct. 15, 2008**

The ornamental design for a sweatband, substantially as shown and described.

(51) **LOC (9) Cl.** **02-06**

(52) **U.S. Cl.** **D2/610**

(58) **Field of Classification Search** D2/610–624;
D29/120.1, 121.1; 2/16, 17, 59, 67; D24/190;
D21/804; D11/4, 13

See application file for complete search history.

DESCRIPTION

FIG. 1 is a perspective view of the sweatband of the present invention;

FIG. 2 is a front side view of the sweatband of FIG. 1;

FIG. 3 is a rear side view of the sweatband of FIG. 1;

FIG. 4 is a right side view of the sweatband of FIG. 1;

FIG. 5 is a left side view of the sweatband of FIG. 1;

FIG. 6 is a top view of the sweatband of FIG. 1; and,

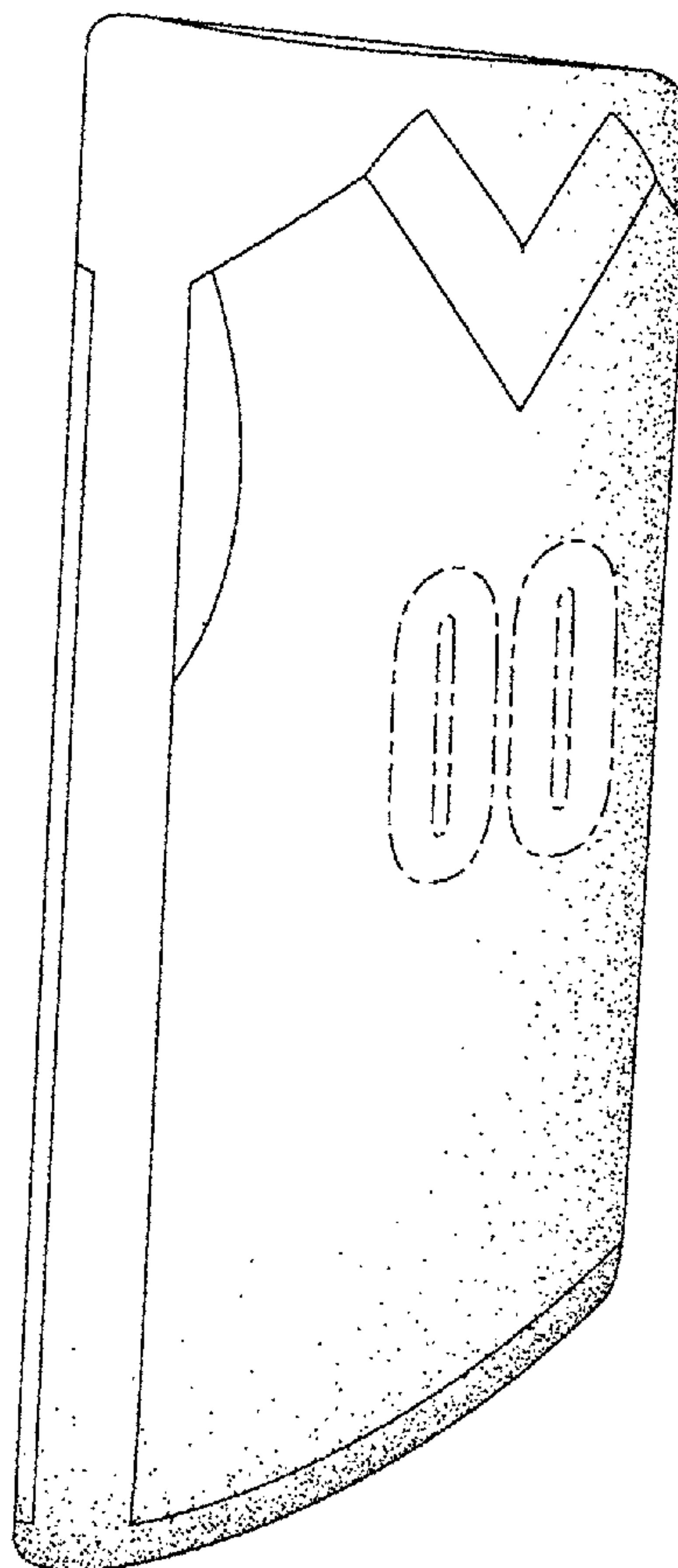
FIG. 7 is a bottom view of the sweatband of FIG. 1.

(56) **References Cited**

U.S. PATENT DOCUMENTS

4,517,685 A * 5/1985 Lesley 359/518
4,843,653 A * 7/1989 Coble 2/170
4,896,378 A * 1/1990 Campana 2/170
5,305,470 A * 4/1994 McKay 2/7
5,823,012 A * 10/1998 Hacskaylo 66/171
D418,954 S * 1/2000 Ferdenzi D32/35

1 Claim, 5 Drawing Sheets



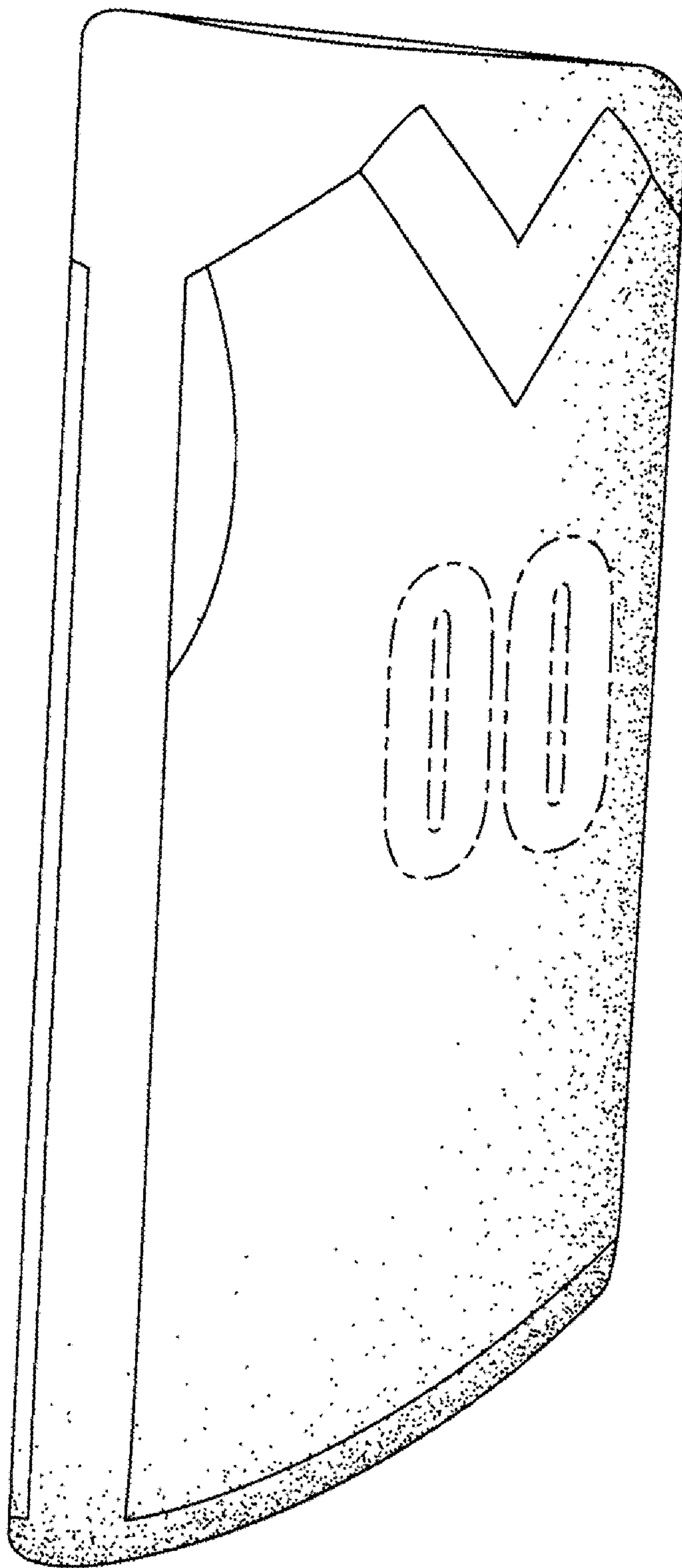


FIG. 1

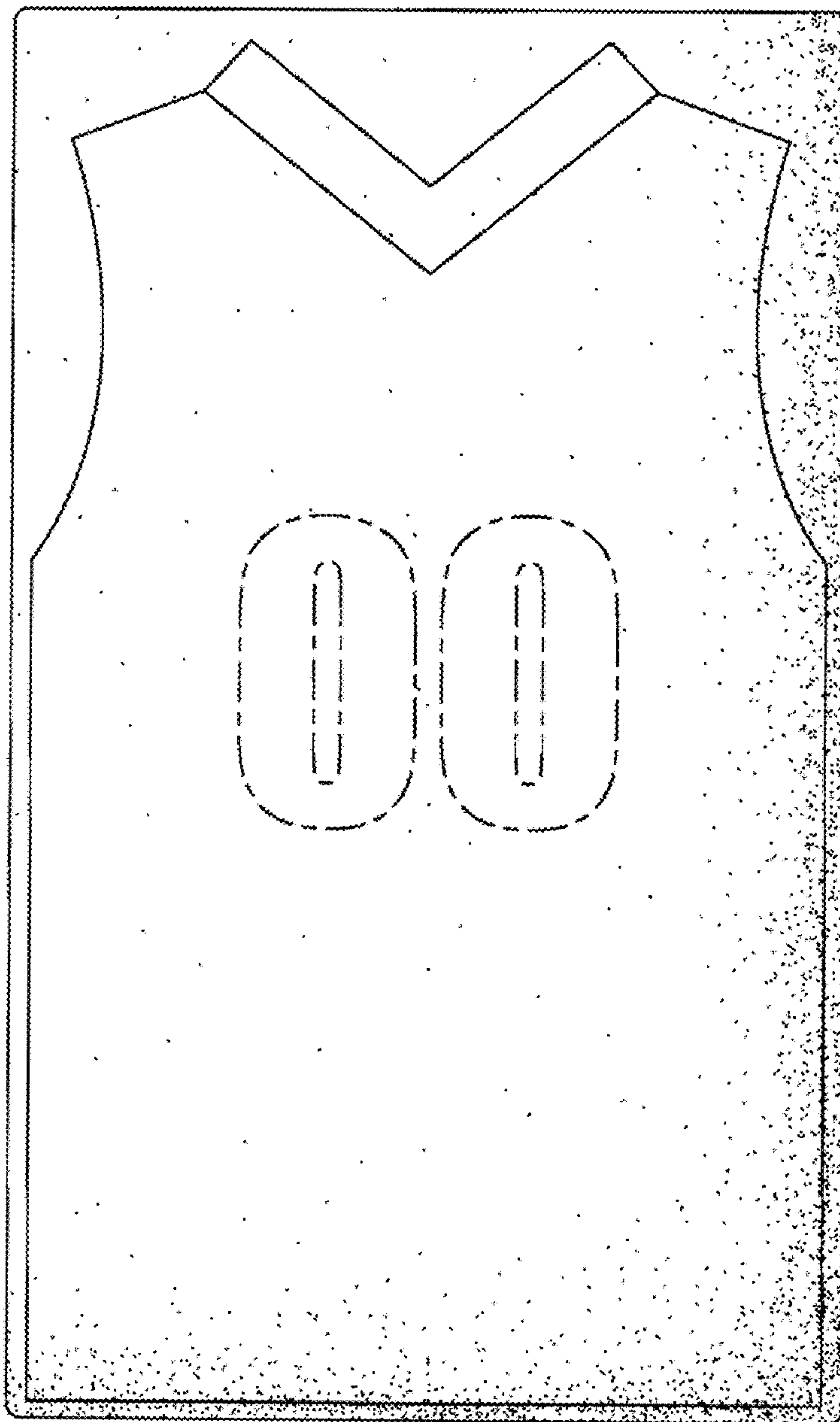


FIG. 2

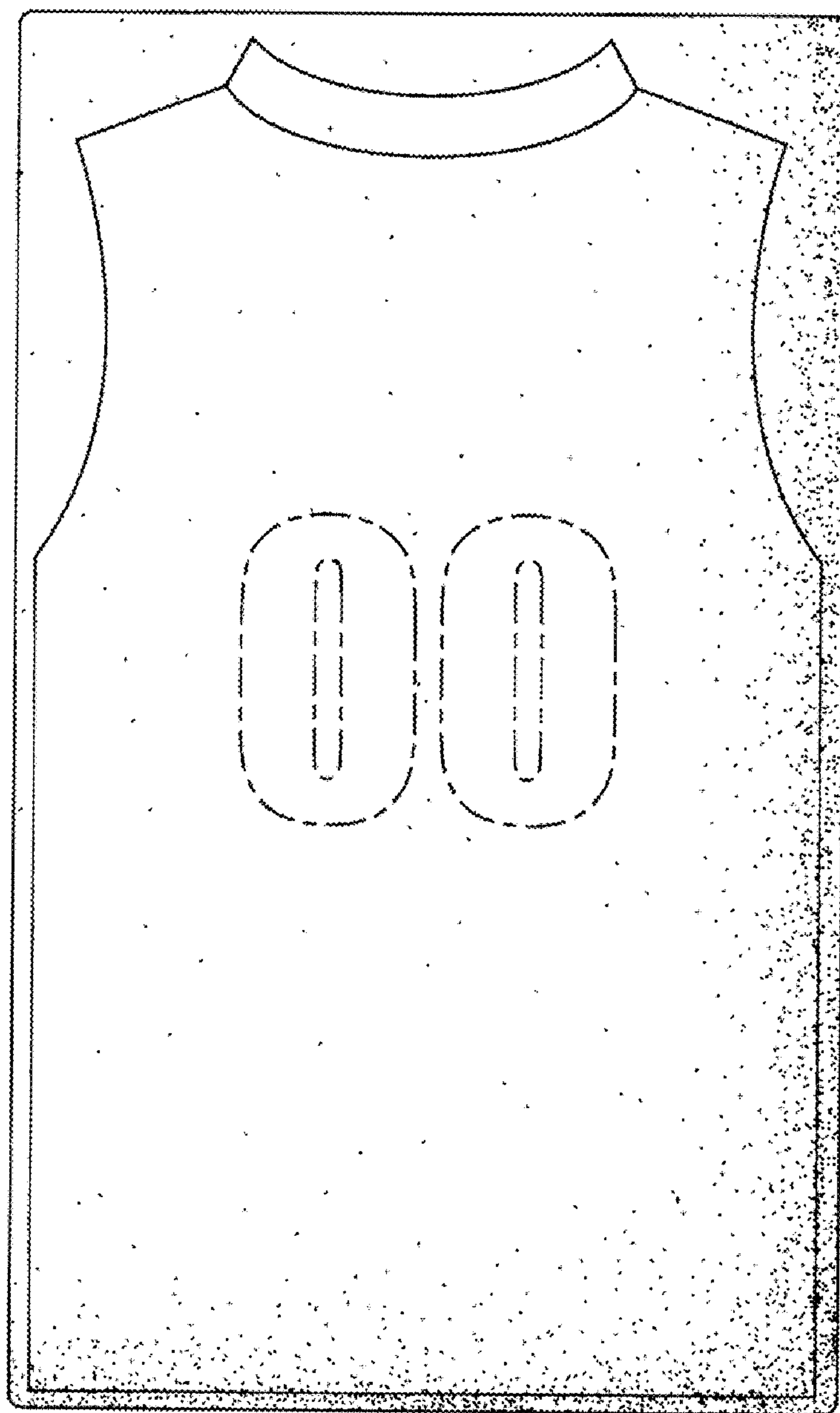


FIG. 3

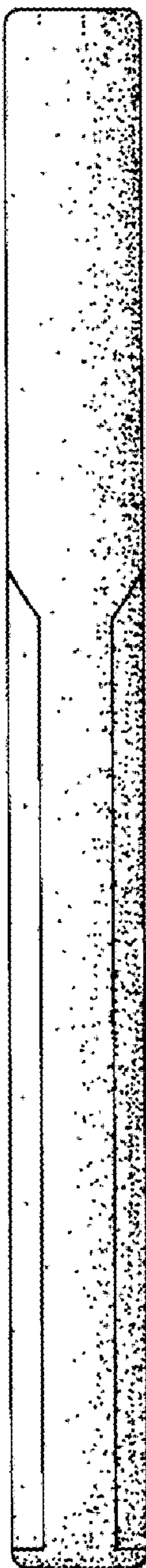


FIG. 4



FIG. 5

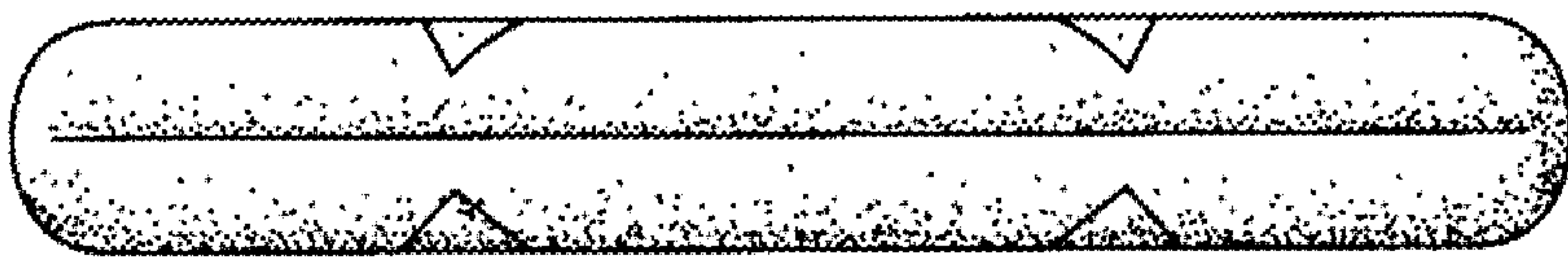


FIG. 6




FIG. 7