



US00D600427S

(12) **United States Design Patent**
Hernandez

(10) **Patent No.:** **US D600,427 S**

(45) **Date of Patent:** **** Sep. 22, 2009**

(54) **ADJUSTABLE HANDKERCHIEF HOLDER**

(76) **Inventor:** **Mark Hernandez**, 6329 Crossway Dr.,
Pico Rivera, CA (US) 90660

(**) **Term:** **14 Years**

(21) **Appl. No.:** **29/284,870**

(22) **Filed:** **Sep. 17, 2007**

(51) **LOC (9) Cl.** **02-05**

(52) **U.S. Cl.** **D2/501**

(58) **Field of Classification Search** D2/500,
D2/501, 502, 503; 2/207, 247, 249, 279
See application file for complete search history.

(56) **References Cited**

U.S. PATENT DOCUMENTS

1,665,074	A *	4/1928	Shepard	2/279
2,060,729	A	11/1936	Gilgenbach		
2,079,139	A	5/1937	Woof		
2,513,154	A *	6/1950	Dundon	2/279
2,597,146	A	5/1952	Ginal, Jr.		
2,722,013	A *	11/1955	Fisher	2/279
2,738,515	A	3/1956	Owen		
2,777,133	A *	1/1957	Phillips, Jr.	2/279
2,815,509	A *	12/1957	Williamson	2/279
3,512,182	A *	5/1970	Bezanilla	2/279
D220,306	S *	3/1971	Pachelli	D3/226
3,618,142	A *	11/1971	Bruni	2/239
3,786,520	A	1/1974	Harmon		
4,083,446	A	4/1978	Schuchman, Sr.		
D286,462	S *	11/1986	Sender et al.	D3/265
D307,516	S *	5/1990	Lesch	D3/226

D308,763	S *	6/1990	Lesch	D3/226
D308,764	S *	6/1990	Lesch	D3/226
D309,061	S *	7/1990	Lesch	D3/226
5,231,702	A	8/1993	Masters		
5,253,370	A	10/1993	Mead		
D384,485	S *	10/1997	Kwak	D2/502
D459,054	S *	6/2002	Kwak	D2/500
6,412,118	B1 *	7/2002	Shanklin	2/279
2007/0113323	A1 *	5/2007	Groves	2/279

* cited by examiner

Primary Examiner—T. Chase Nelson

Assistant Examiner—Kathleen M Sims

(74) *Attorney, Agent, or Firm*—Marc E. Hankin; Hankin
Patent Law, IPC

(57) **CLAIM**

The ornamental design for an adjustable handkerchief holder,
as shown and described.

DESCRIPTION

FIG. 1 is a perspective view of an adjustable handkerchief
holder showing my new design;

FIG. 2 is a perspective exploded view thereof showing assem-
bly;

FIG. 3 is a front view thereof;

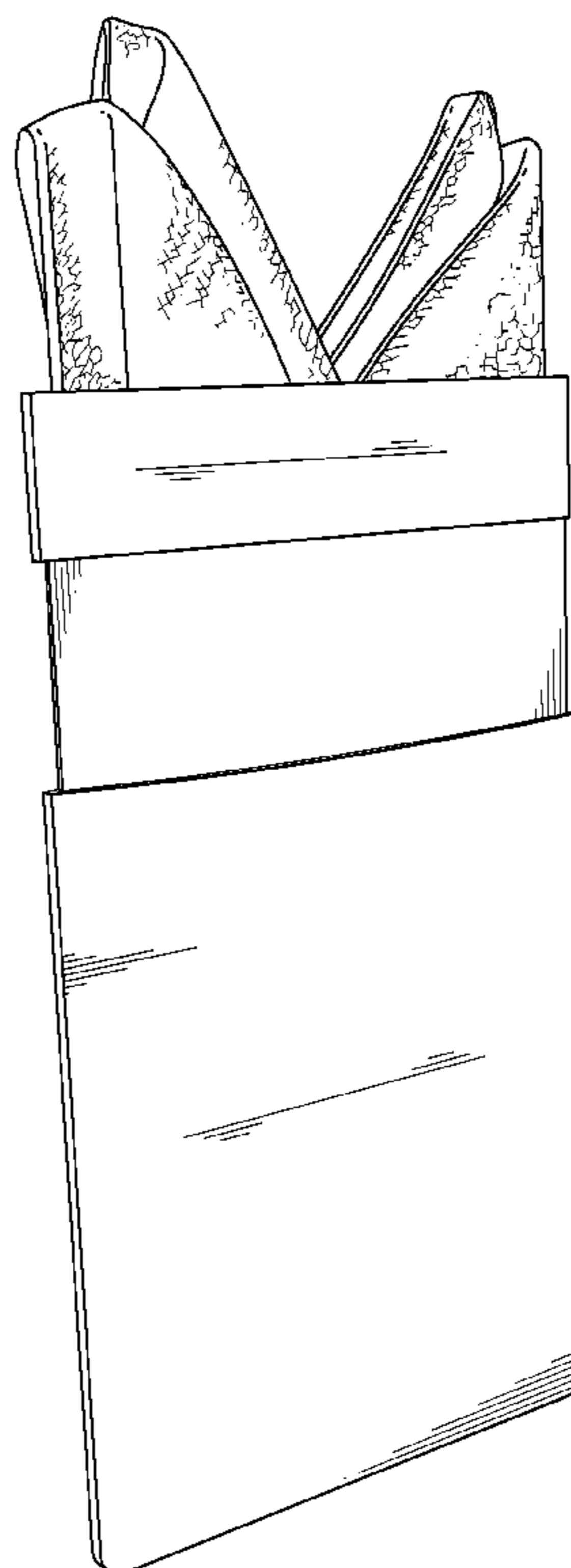
FIG. 4 is a side view thereof;

FIG. 5 is a rear view thereof;

FIG. 6 is a top plan view thereof; and,

FIG. 7 is a bottom plan view thereof.

1 Claim, 6 Drawing Sheets







FIG. 1

FIG. 2



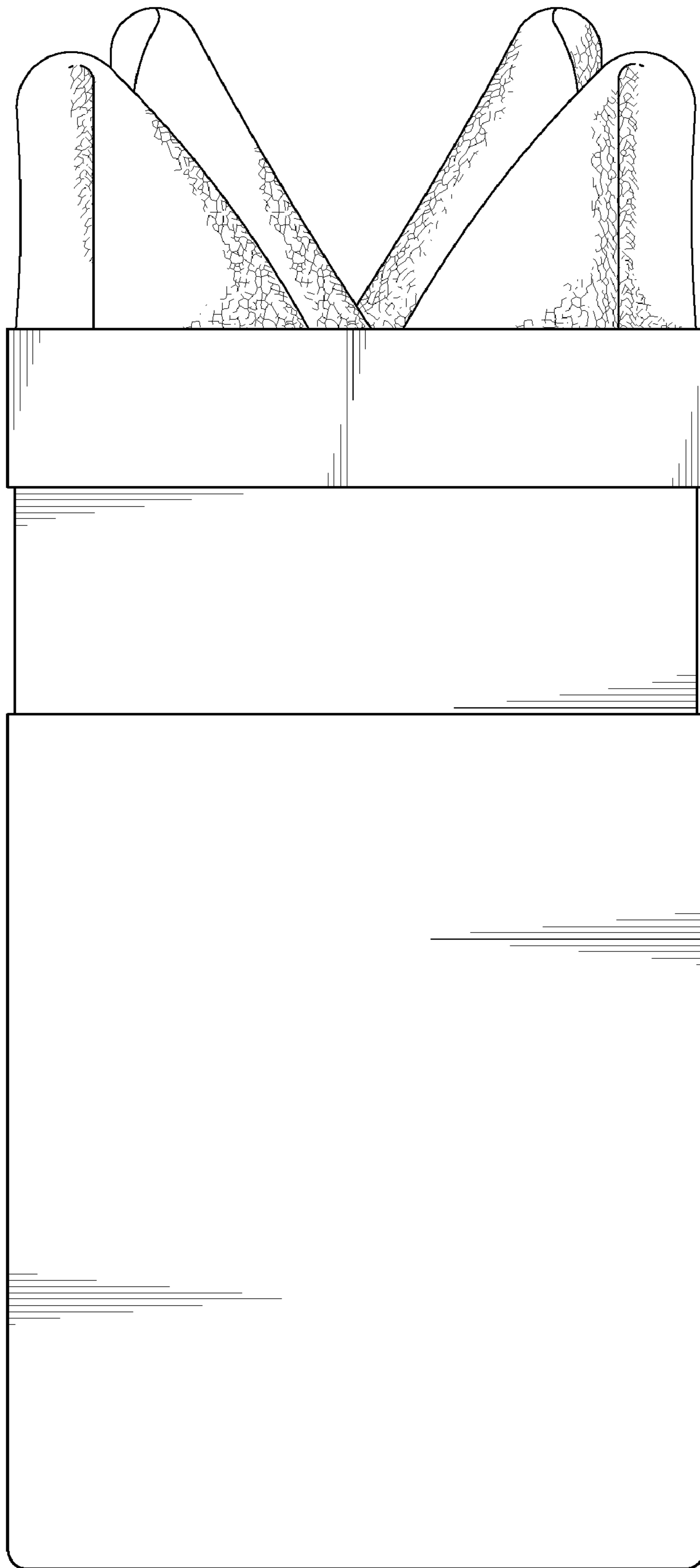


FIG. 3

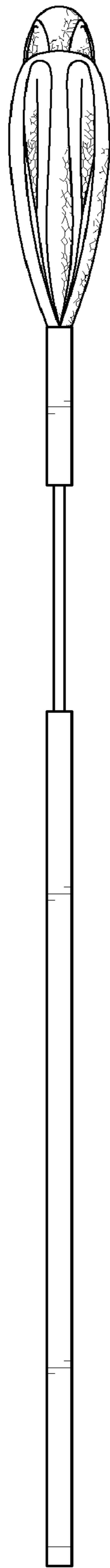


FIG. 4

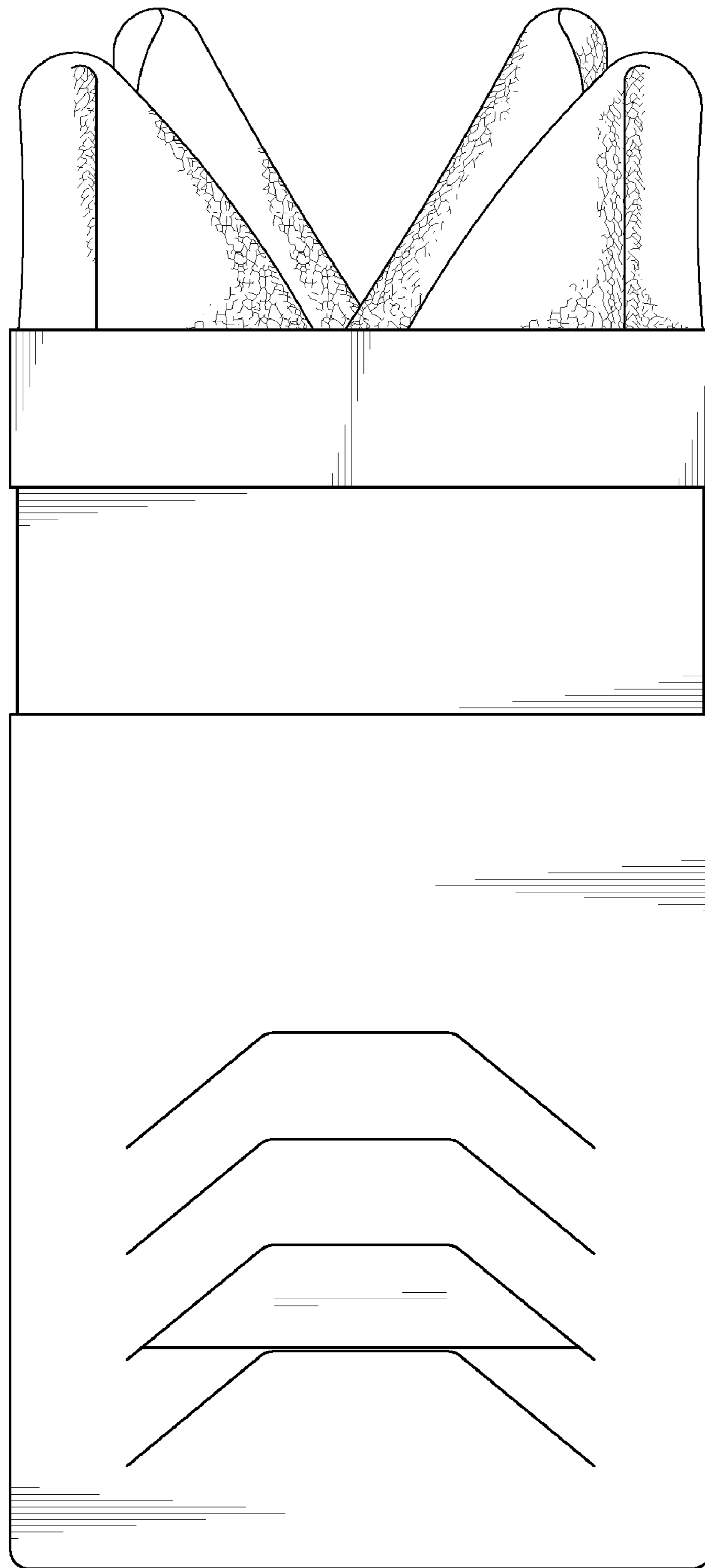


FIG. 5

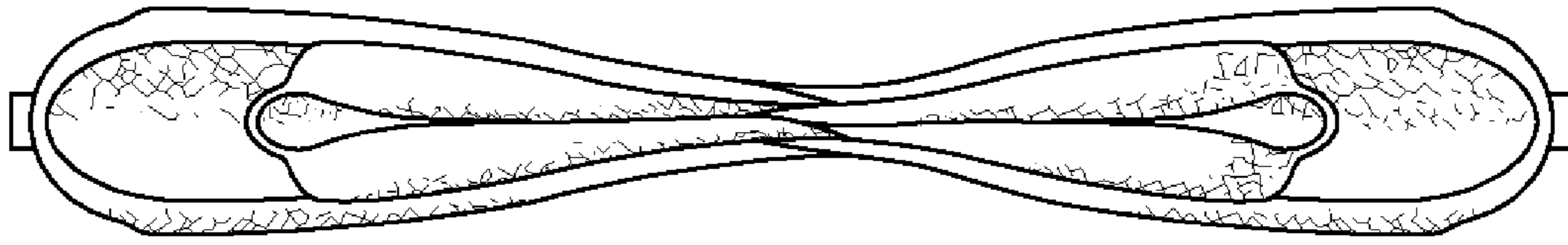


FIG. 6

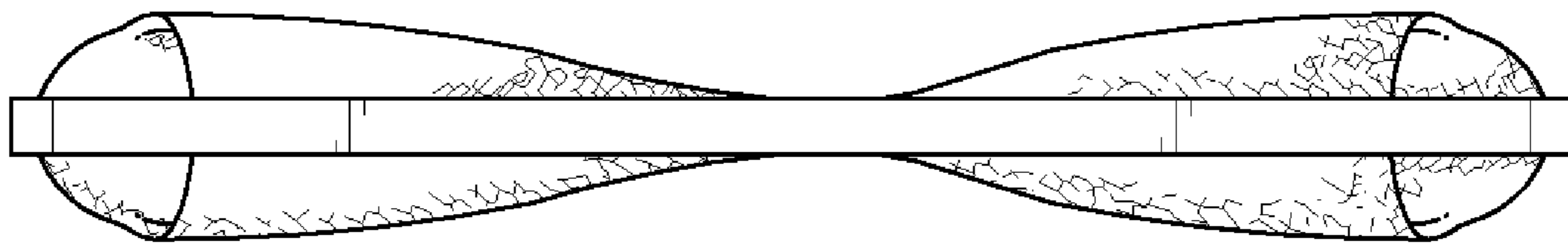


FIG. 7