



US00D600417S

(12) **United States Design Patent**  
**Geyer et al.**

(10) **Patent No.:** **US D600,417 S**

(45) **Date of Patent:** **\*\* Sep. 15, 2009**

(54) **WASHING MACHINE FEATURE**

(75) Inventors: **Johannes Geyer**, Haar (DE); **Jacques Helot**, München (DE); **Uwe Ratfisch**, Berlin (DE); **Carsten Weber**, Aalen (DE); **Wilfried Wildung**, Berlin (DE)

(73) Assignee: **BSH Bosch und Siemens Hausgeraete GmbH**, Munich (DE)

(\*\*) Term: **14 Years**

(21) Appl. No.: **29/313,069**

(22) Filed: **Dec. 4, 2008**

**Related U.S. Application Data**

(62) Division of application No. 29/288,812, filed on Jun. 21, 2007, now Pat. No. Des. 588,315.

(30) **Foreign Application Priority Data**

Dec. 22, 2006 (EM) ..... 000649751

(51) **LOC (9) Cl.** ..... **15-05**

(52) **U.S. Cl.** ..... **D32/25**

(58) **Field of Classification Search** ..... D32/1, D32/5-10, 25-26, 28-29; 34/523-524; 68/3 R, 68/5 R, 17 A, 12.01, 133-134

See application file for complete search history.

(56) **References Cited**

**U.S. PATENT DOCUMENTS**

1,613,318 A \* 1/1927 Fedler ..... 68/134  
1,617,030 A \* 2/1927 Rocke ..... 68/134  
D382,684 S \* 8/1997 Jackovin ..... D32/25  
D502,298 S \* 2/2005 No et al. .... D32/26

D571,966 S \* 6/2008 Reim ..... D32/26  
D572,870 S \* 7/2008 Reim ..... D32/26  
D576,364 S \* 9/2008 Reim et al. .... D32/26  
D577,469 S \* 9/2008 Reim et al. .... D32/26

\* cited by examiner

*Primary Examiner*—T. Chase Nelson

*Assistant Examiner*—Kathleen M Sims

(74) *Attorney, Agent, or Firm*—James E. Howard

(57) **CLAIM**

The ornamental design for a washing machine feature, as shown and described.

**DESCRIPTION**

FIG. 1 is a perspective view of a first embodiment of a washing machine feature showing our new design;

FIG. 2 is a front view thereof;

FIG. 3 is a right view thereof;

FIG. 4 is a rear view thereof;

FIG. 5 is a left view thereof;

FIG. 6 is a bottom plan view thereof; and

FIG. 7 is a top plan view thereof.

FIG. 8 is a perspective view of a second embodiment;

FIG. 9 is a front view thereof;

FIG. 10 is a right view thereof;

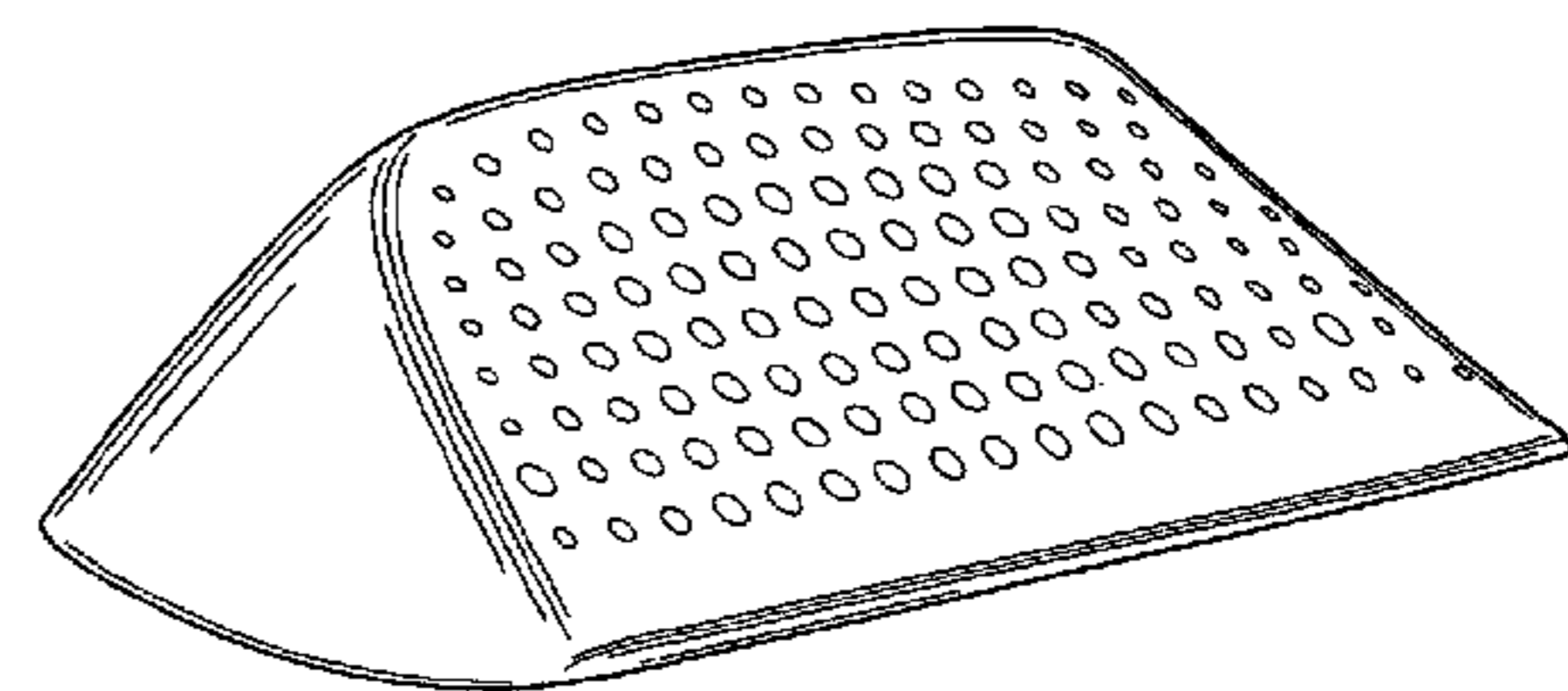
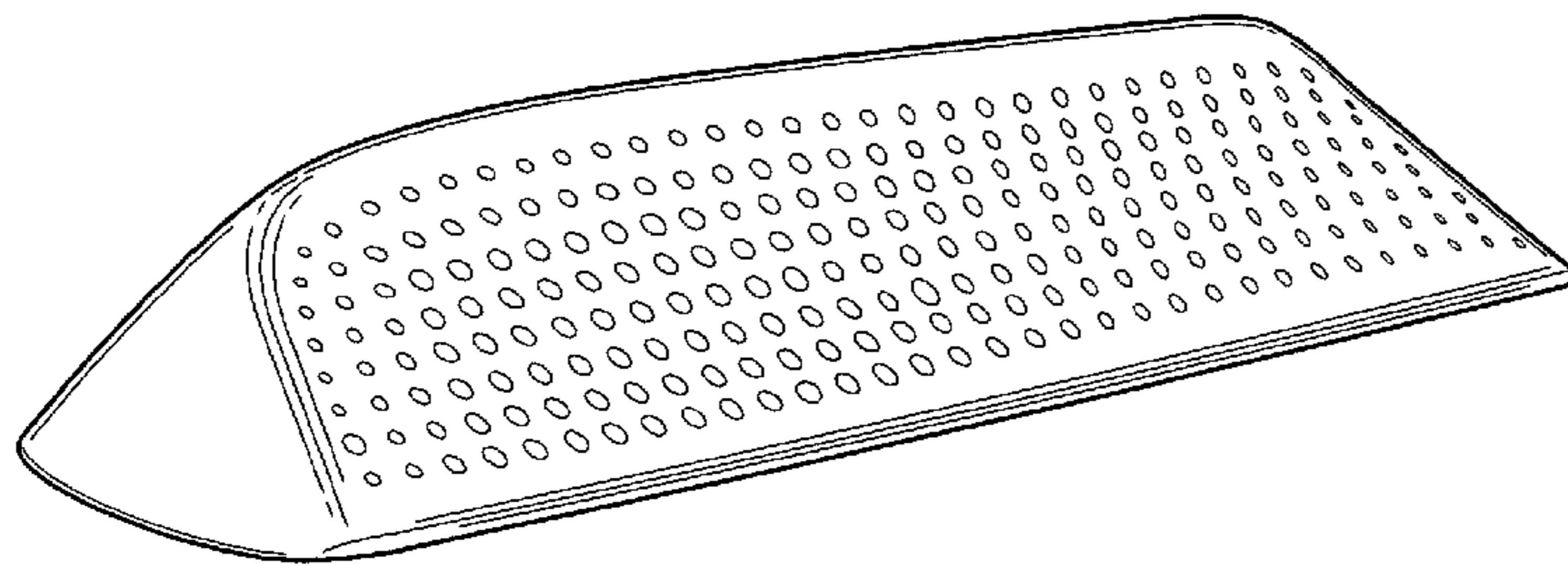
FIG. 11 is a rear view thereof;

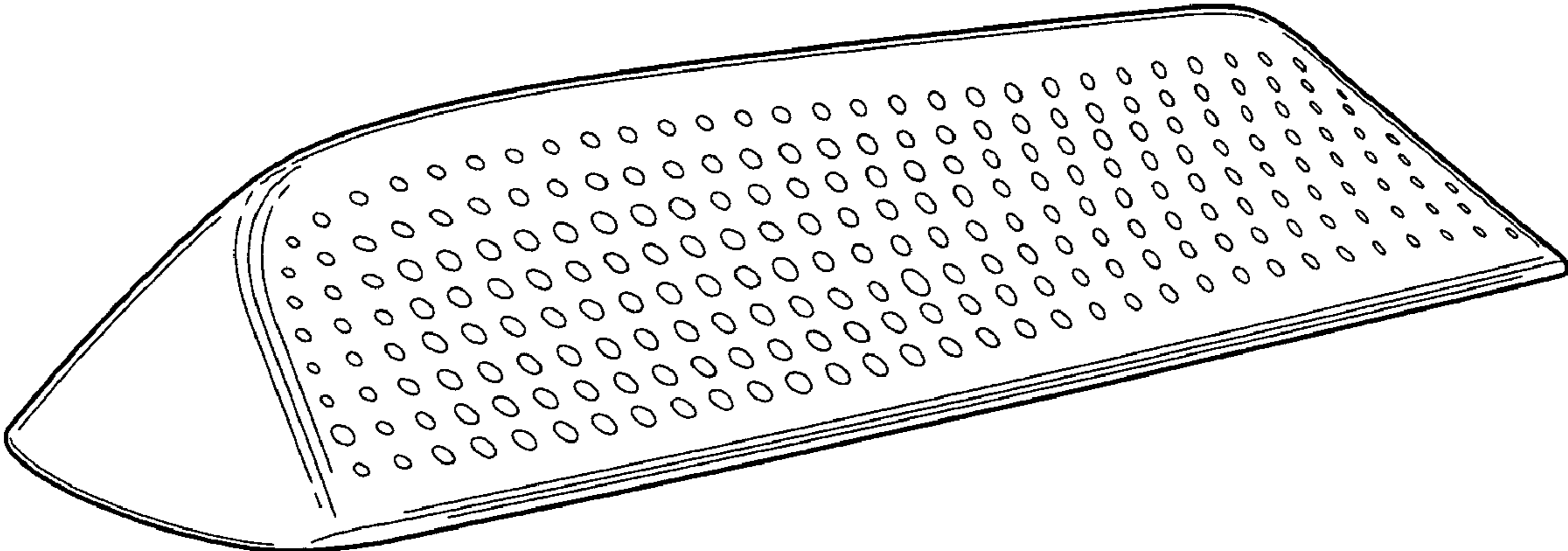
FIG. 12 is a left view thereof;

FIG. 13 is a bottom plan view thereof; and,

FIG. 14 is a top plan view thereof.

**1 Claim, 14 Drawing Sheets**





**FIG. 1**

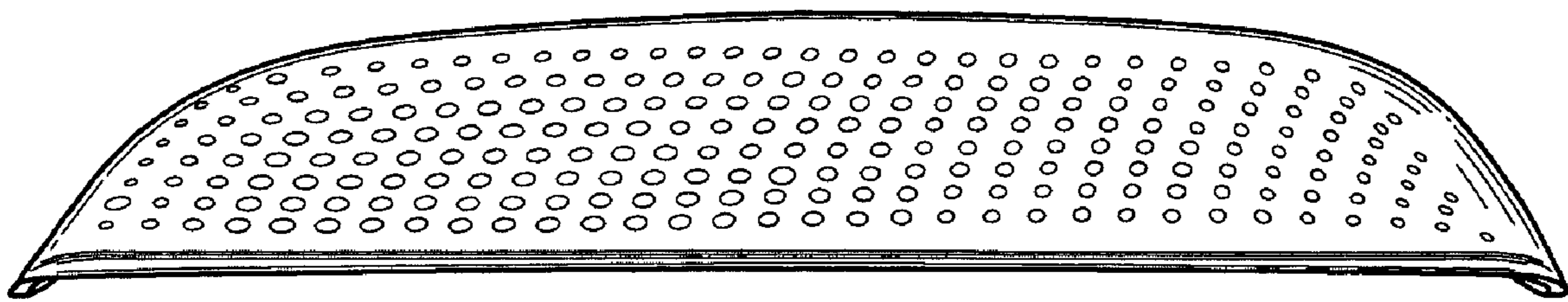





FIG. 2




**FIG. 3**



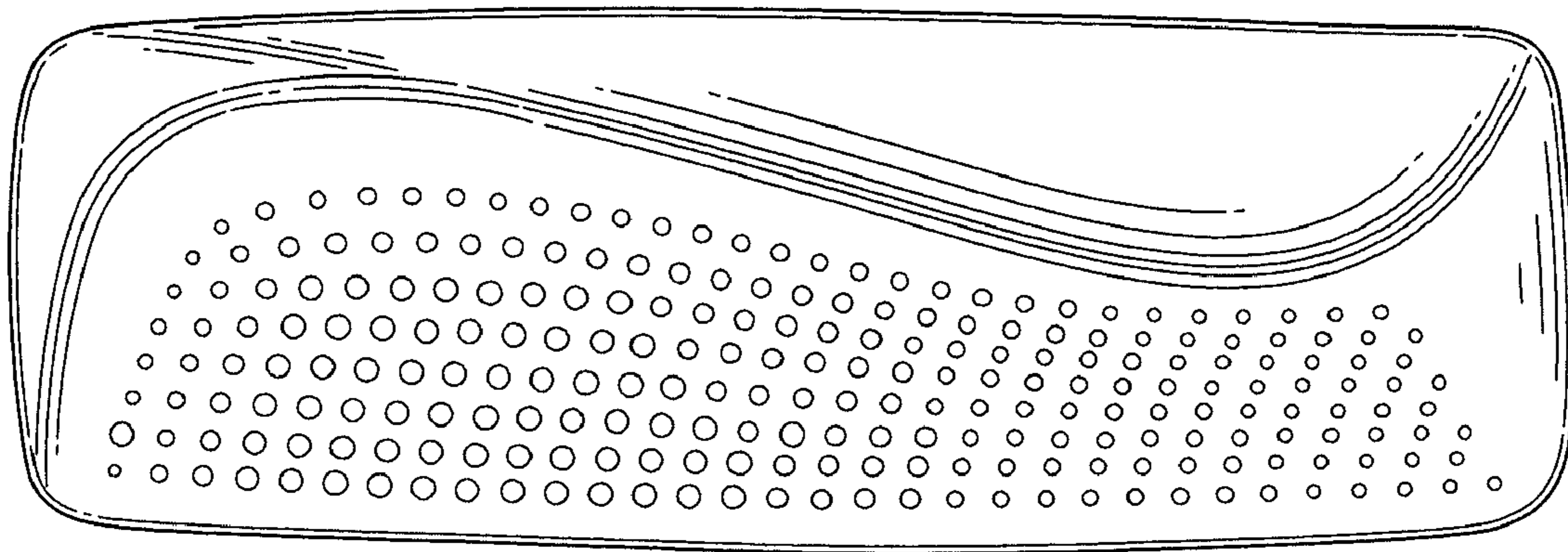
**FIG. 4**



**FIG. 5**

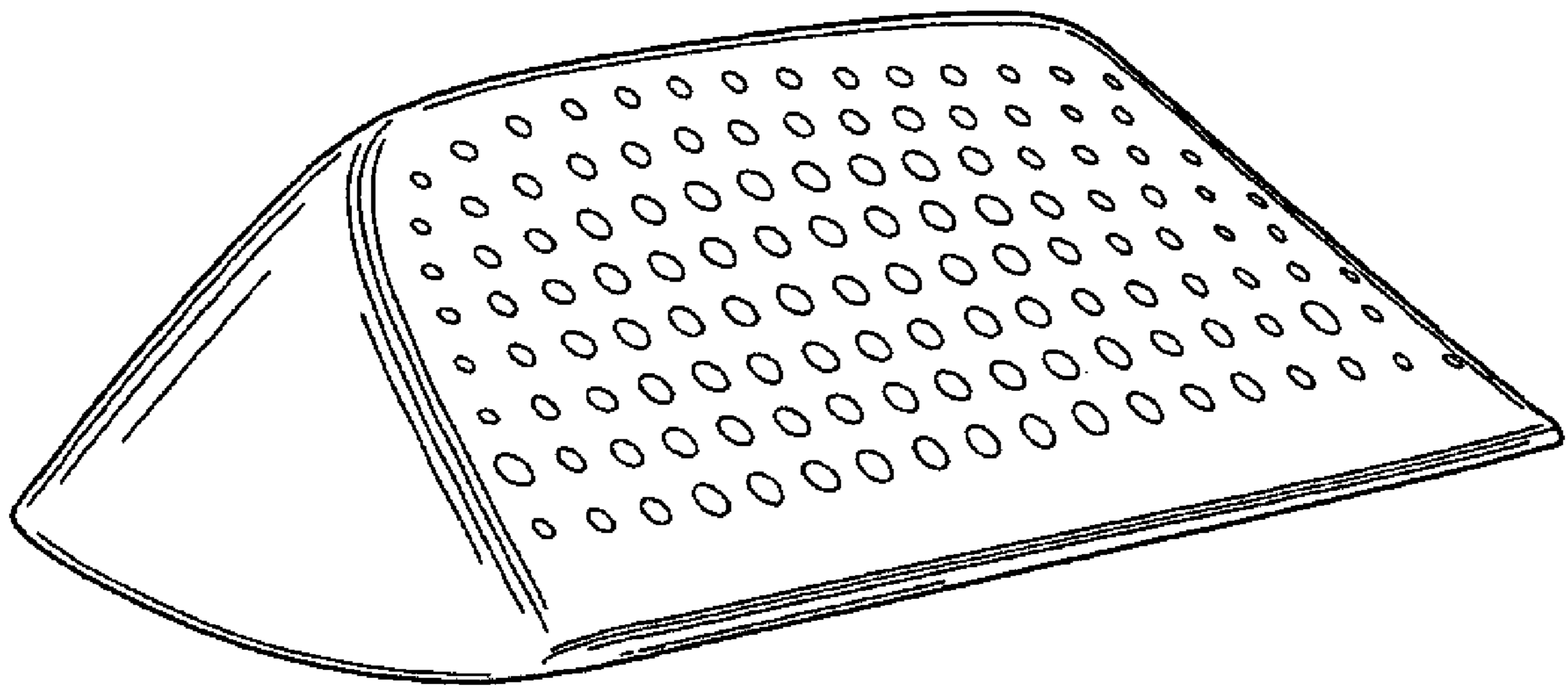


**FIG. 6**

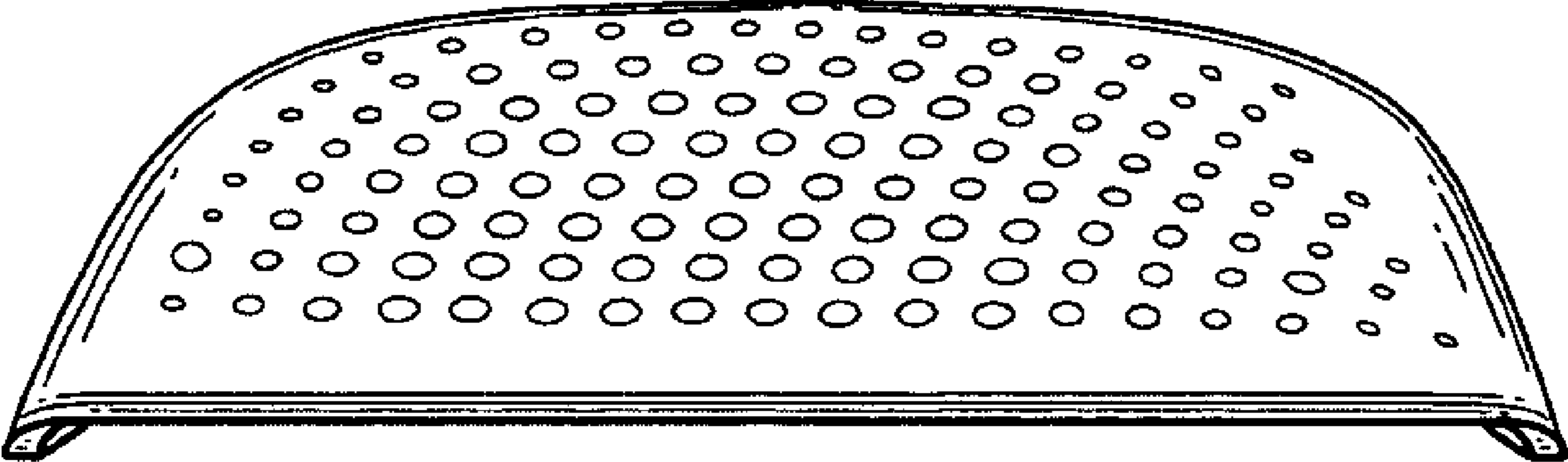


**FIG. 7**







**FIG. 8**




**FIG. 9**




**FIG. 10**



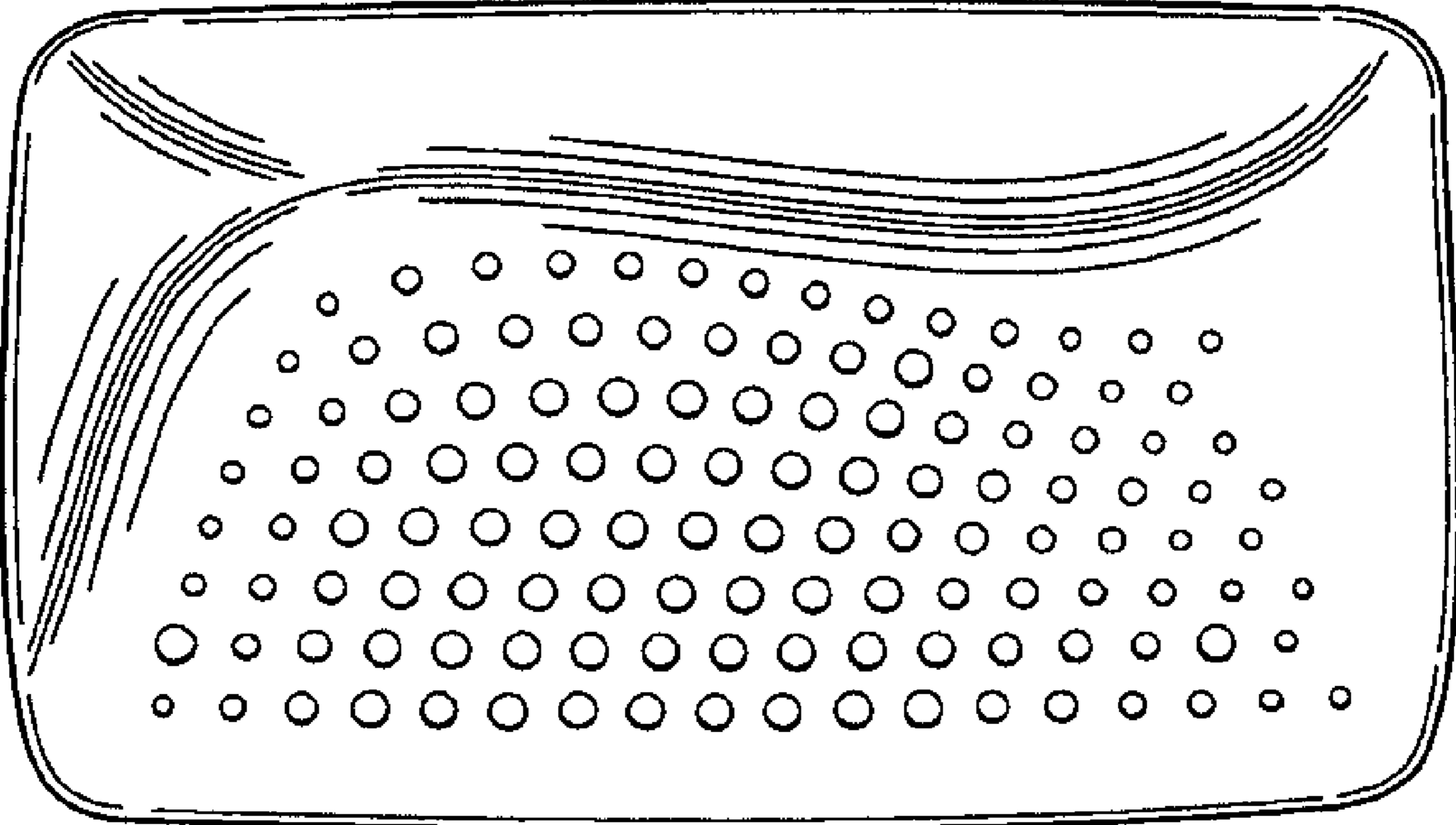
**FIG. 11**



**FIG. 12**



***FIG. 13***



**FIG. 14**