



US00D600346S

(12) **United States Design Patent**
Petersen

(10) **Patent No.:** **US D600,346 S**

(45) **Date of Patent:** **** Sep. 15, 2009**

(54) **SURGICAL DRILL GUIDE**

(75) **Inventor:** **David A. Petersen**, Clearwater, FL (US)

(73) **Assignee:** **Orthopedic Development Corporation**,
Clearwater, FL (US)

(**) **Term:** **14 Years**

(21) **Appl. No.:** **29/333,749**

(22) **Filed:** **Mar. 13, 2009**

(51) **LOC (9) Cl.** **24-02**

(52) **U.S. Cl.** **D24/140**

(58) **Field of Classification Search** D24/133,
D24/135, 137, 140, 146, 147, 149, 155, 171,
D24/112; D15/132, 138, 139; 606/53, 60,
606/87, 88, 89, 96, 97, 98, 102, 105, 914,
606/915, 916; D8/356, 306, 300, 307, 83,
D8/107, 21, 29, 98, 31, 7, 14

See application file for complete search history.

(56) **References Cited**

U.S. PATENT DOCUMENTS

3,658,086	A *	4/1972	Hart	137/368
4,238,978	A *	12/1980	Leone	81/480
D291,246	S *	8/1987	Lower	D24/140
4,697,586	A	10/1987	Gazale		
D357,534	S *	4/1995	Hayes	D24/140
D359,557	S	6/1995	Hayes		
D364,542	S *	11/1995	Pollard	D8/14

D385,285	S *	10/1997	Brown	D15/5
D399,107	S *	10/1998	Murray	D8/31
D404,126	S *	1/1999	Asfora	D24/140
5,951,554	A	9/1999	Holmes		
6,412,568	B1 *	7/2002	Thede	172/13
6,419,678	B1 *	7/2002	Asfora	606/96
D574,495	S	8/2008	Petersen		
2002/0198533	A1	12/2002	Geisler		
2007/0149982	A1	6/2007	Lyons		
2008/0195115	A1	8/2008	Oren		

* cited by examiner

Primary Examiner—Ian Simmons

Assistant Examiner—Christopher Lee

(74) *Attorney, Agent, or Firm*—Don J. Pelto, Esquire;
Sheppard Mullin Richter & Hampton, LLP

(57) **CLAIM**

The ornamental design for a surgical drill guide, as shown and described.

DESCRIPTION

FIG. 1 is a perspective view of a surgical drill guide showing my new design;

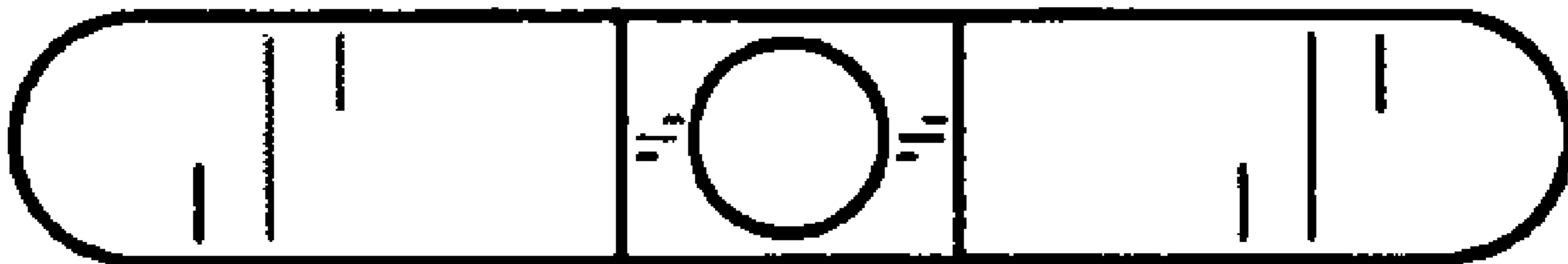
FIG. 2 is side view thereof;

FIG. 3 is a side view of FIG. 2 rotated 90 degrees;

FIG. 4 is a top view thereof; and,

FIG. 5 is a bottom view thereof.

1 Claim, 3 Drawing Sheets



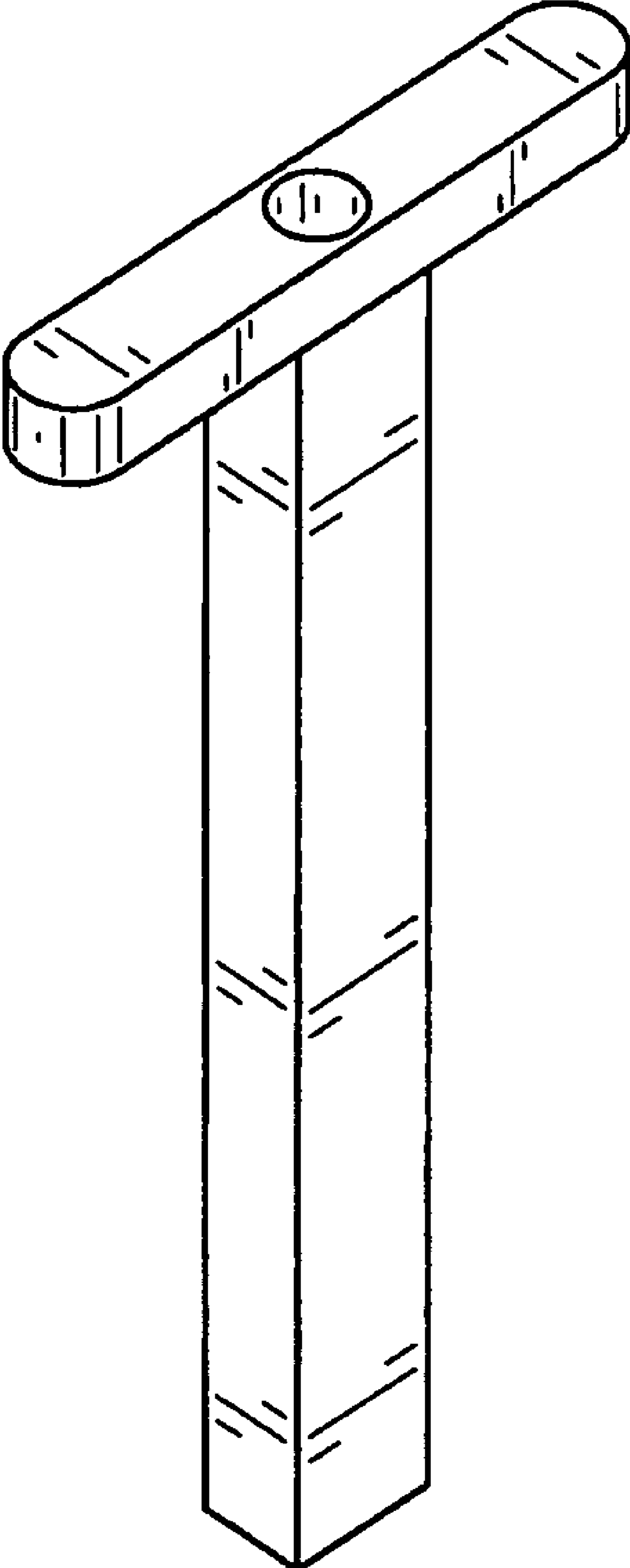


FIG. 1

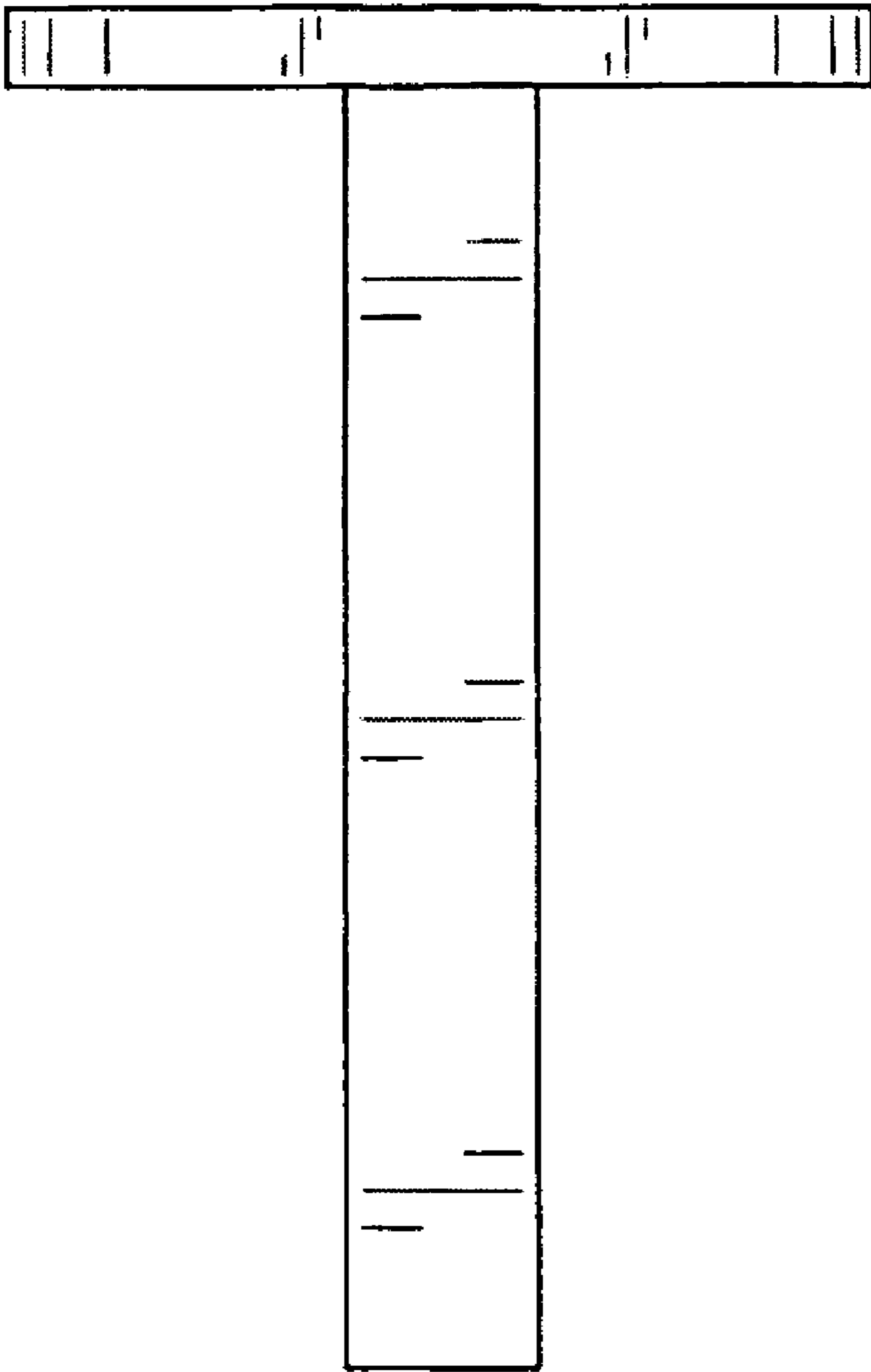


FIG. 2




FIG. 3

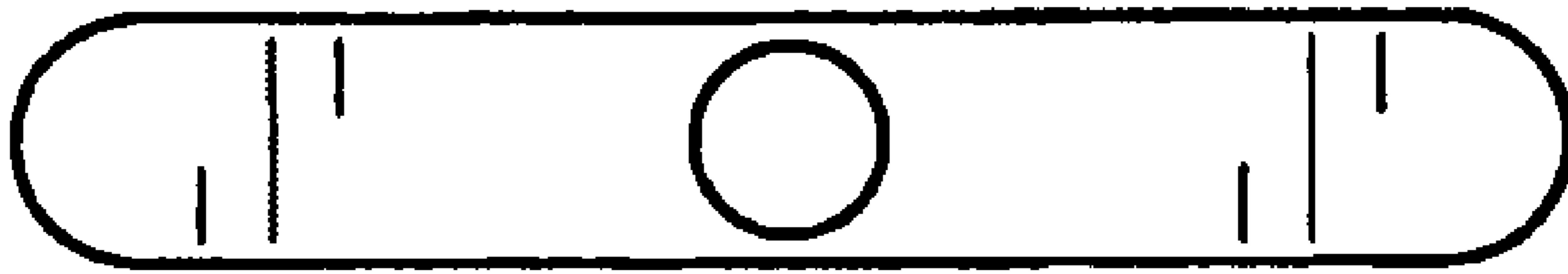


FIG. 4

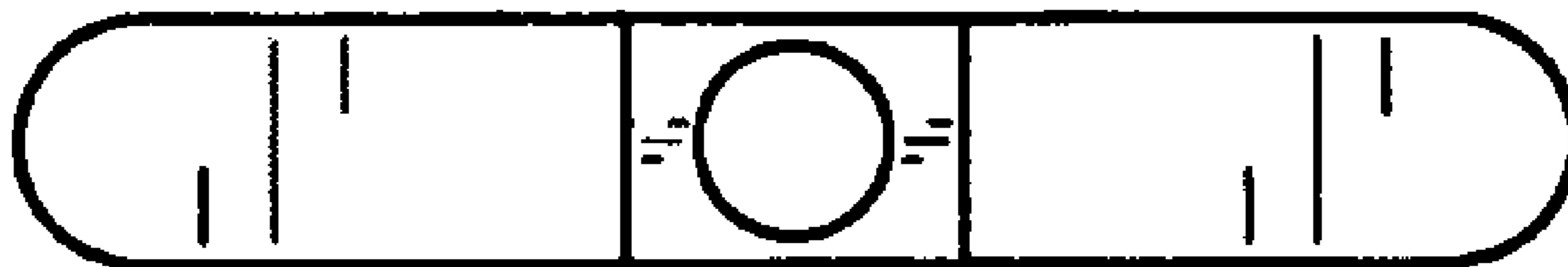


FIG. 5