



US00D600332S

(12) **United States Design Patent**
Hanna

(10) **Patent No.:** **US D600,332 S**

(45) **Date of Patent:** **** Sep. 15, 2009**

(54) **LAVATORY**

(75) Inventor: **Ken S. Hanna**, Adell, WI (US)

(73) Assignee: **Kohler Co.**, Kohler, WI (US)

(**) Term: **14 Years**

(21) Appl. No.: **29/331,694**

(22) Filed: **Jan. 30, 2009**

(51) **LOC (9) Cl.** **23-02**

(52) **U.S. Cl.** **D23/284**

(58) **Field of Classification Search** D23/270-274,
D23/284, 285, 291, 293.1, 303, 308; 4/619,
4/638, 650, 661

See application file for complete search history.

(56) **References Cited**

U.S. PATENT DOCUMENTS

- D536,131 S * 1/2007 Kipry et al. D28/18
- D560,778 S * 1/2008 Paterson D23/293.1
- D583,028 S * 12/2008 Zou et al. D23/284
- D583,029 S * 12/2008 Jiang D23/293.1

OTHER PUBLICATIONS

- Colourwash.co.uk. "Surf Oval Counter Top Basin". Model No.: C3530. Colourwash.co.uk.com online catalog.
- Kohler Co. "Serif Undercounter Lavatory". Model No.: K-2824. Kohler online catalog. Copyright 2006 Kohler Co.

* cited by examiner

Primary Examiner—Robert A Delehanty

(74) *Attorney, Agent, or Firm*—Quarles & Brady LLP

(57) **CLAIM**

The ornamental design for a lavatory, as shown and described.

DESCRIPTION

In a preferred embodiment, the nature of this product is as a plumbing fixture in the form of a lavatory which is primarily useful for washing various items and the body parts of humans.

FIG. 1 is a left, top, front perspective view of a lavatory embodying my new design;

FIG. 2 is a top plan view thereof;

FIG. 3 is a front elevational view thereof, the rear elevational view thereof being a mirror image of the front shown;

FIG. 4 is a left side elevational view thereof, the right side elevational view thereof being a mirror image of the left side shown;

FIG. 5 is a bottom plan view thereof; and,

FIG. 6 is a sectional view taken along line 6—6 of FIG. 2.

The broken line representations in the figures are for the purpose of illustration only, and form no part of the claimed design.

1 Claim, 3 Drawing Sheets

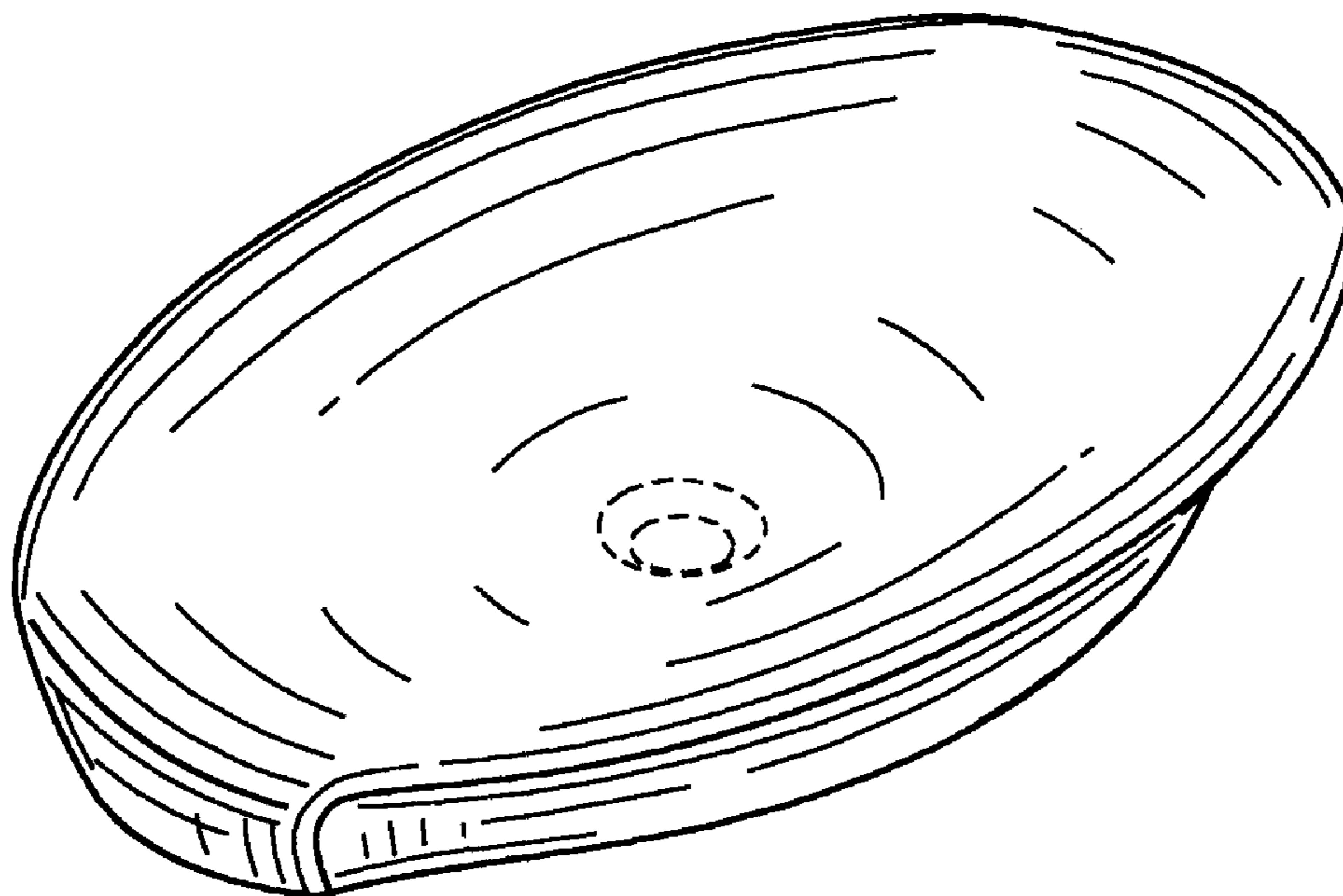


FIG. 1

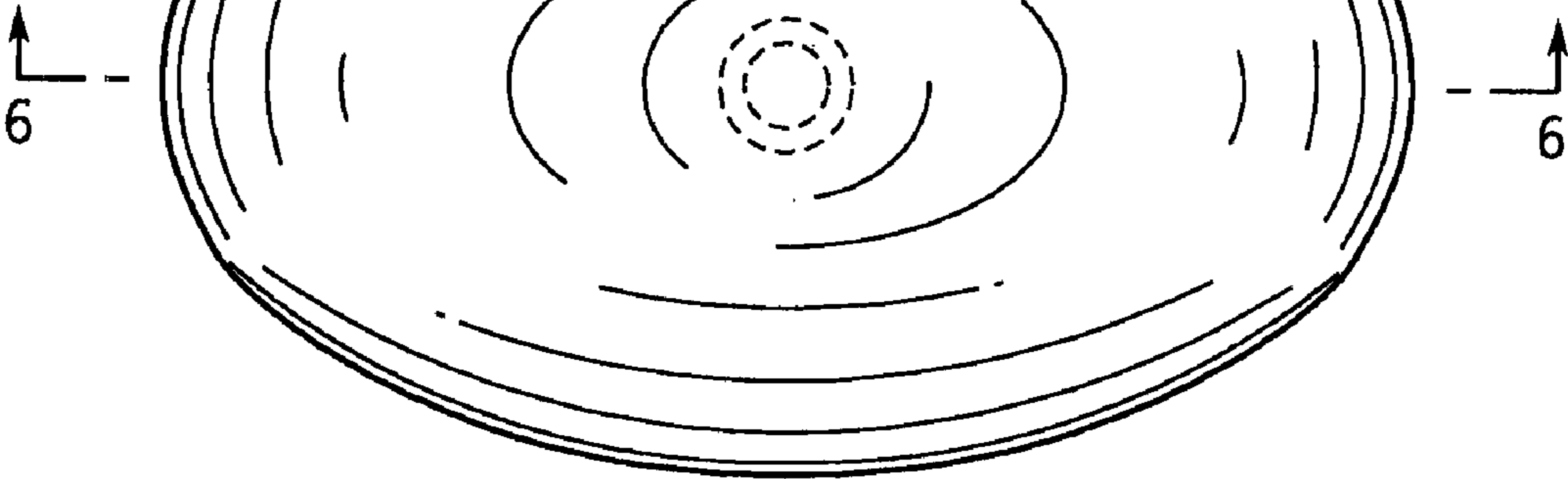
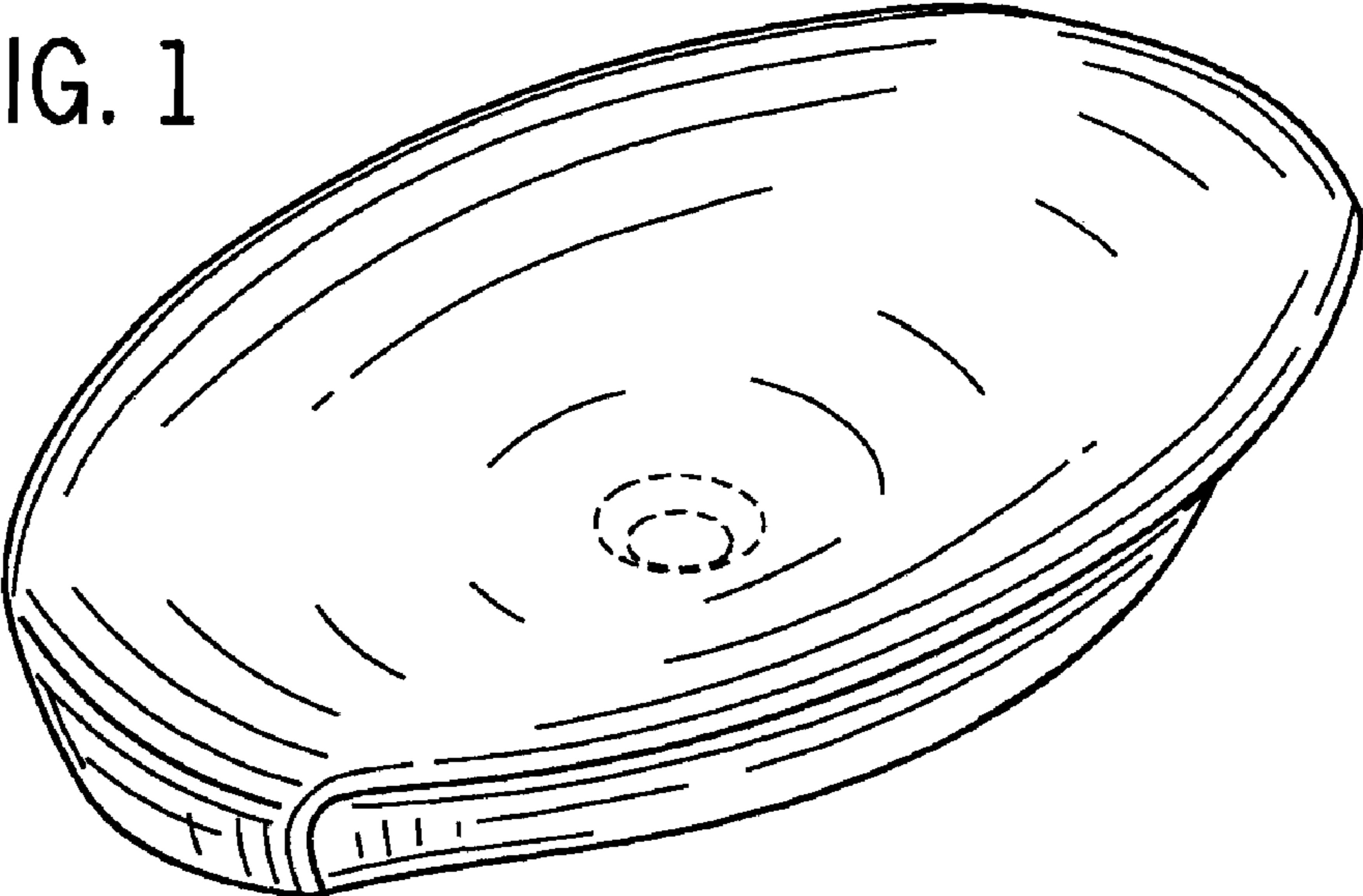


FIG. 2

FIG. 3




FIG. 4

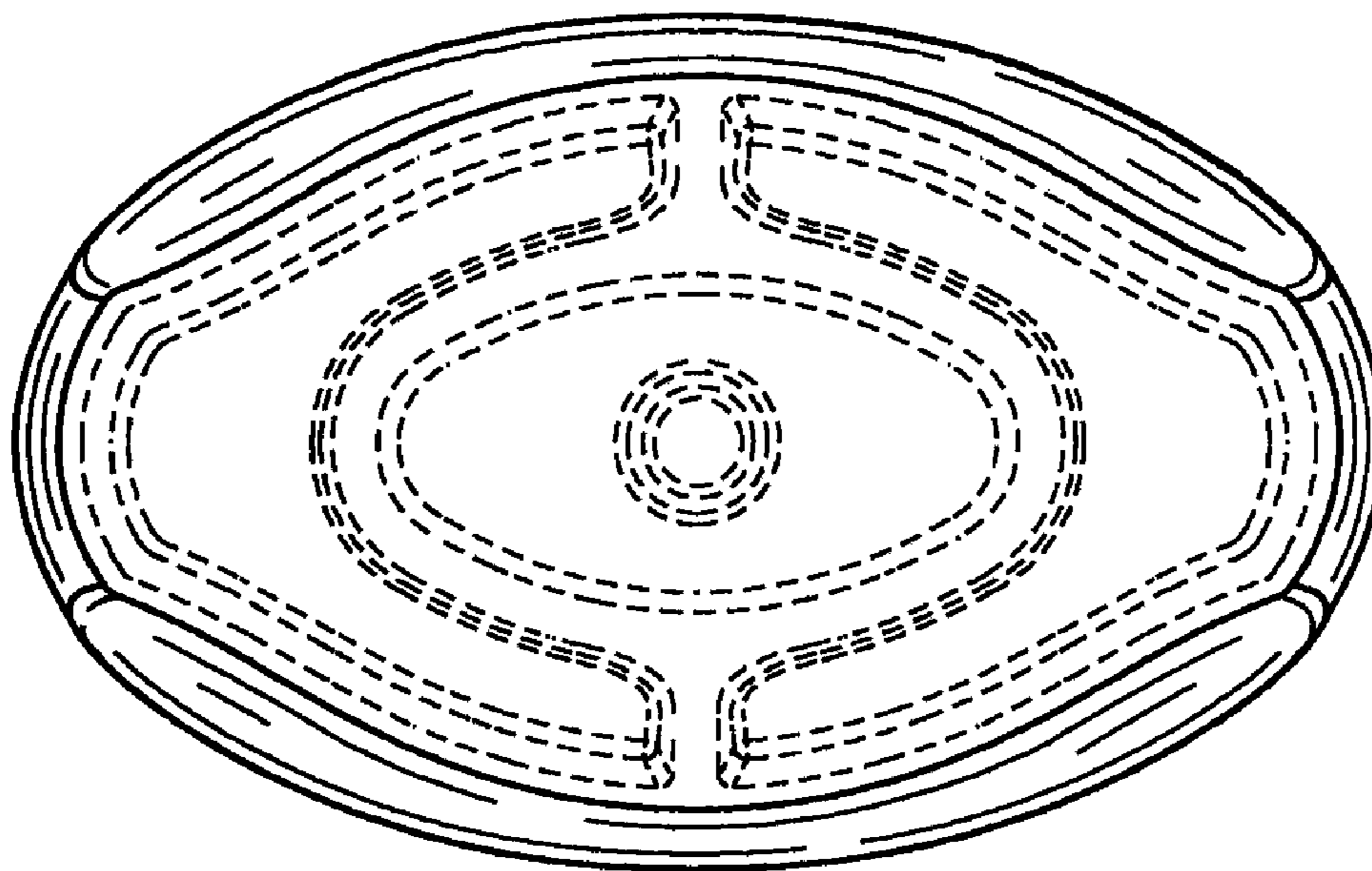


FIG. 5

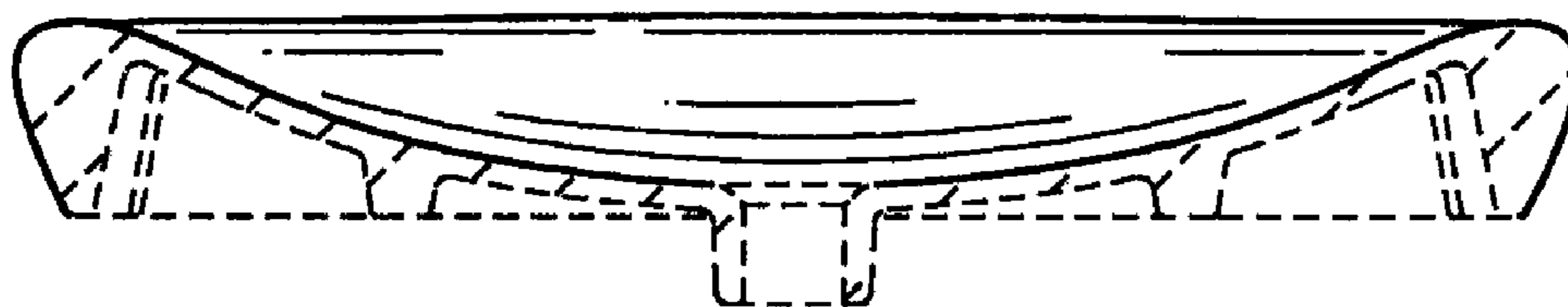


FIG. 6