



US00D600324S

(12) **United States Design Patent**
Vreeland

(10) **Patent No.:** **US D600,324 S**

(45) **Date of Patent:** **** Sep. 15, 2009**

(54) **OPEN TOP WIRE BASKET LINED WITH A FABRIC FILTER MATERIAL FOR SUSPENDING WITHIN A STORM SEWER UNDER A GRATE TO COLLECT SEDIMENT DEPOSITION**

2001/0030150 A1* 10/2001 Remon 210/163
2005/0183997 A1* 8/2005 Happel et al. 210/163

FOREIGN PATENT DOCUMENTS

WO WO 98/40572 9/1998

* cited by examiner

(76) Inventor: **Gregory M. Vreeland**, 1217 Lyons Rd., Centerville, OH (US) 45458

Primary Examiner—T. Chase Nelson
Assistant Examiner—Eric L Goodman

(**) Term: **14 Years**

(74) *Attorney, Agent, or Firm*—Jecox, Meckstroth & Jenkins

(21) Appl. No.: **29/310,522**

(57) **CLAIM**

(22) Filed: **Aug. 25, 2008**

The ornamental design for an open top wire basket lined with a fabric filter material for suspending within a storm sewer under a grate to collect sediment deposition, as shown and described.

(51) **LOC (9) Cl.** **23-01**

(52) **U.S. Cl.** **D23/261**

(58) **Field of Classification Search** D3/304–315;
D23/207, 209, 261; 210/497.01, 497.3, 499,
210/489

DESCRIPTION

See application file for complete search history.

FIG. 1 is a perspective view of an open top wire basket lined with a fabric filter material for suspending within a storm sewer under a grate to collect sediment deposition showing my new design;

(56) **References Cited**

U.S. PATENT DOCUMENTS

FIG. 2 is a side view thereof, the opposite side view being a mirror image;

- D208,829 S * 10/1967 Stockdale D9/425
- 3,349,985 A * 10/1967 Salway 206/557
- D236,204 S * 8/1975 Cooper D23/261
- D317,567 S * 6/1991 Lane, Sr. D9/425
- D317,569 S * 6/1991 Lane, Sr. D9/425
- 6,149,803 A 11/2000 DiLoreto, Jr. et al.
- 6,554,997 B1 4/2003 Schilling et al.
- D480,326 S * 10/2003 Carlson D11/155
- D555,759 S 11/2007 Vreeland
- D579,375 S * 10/2008 White D11/155

FIG. 3 is a corner view thereof;

FIG. 4 is a top view thereof; and,

FIG. 5 is a bottom view thereof.

The cross-line pattern, which is partially shown for ease of illustration, represents a conventional fabric and is understood to repeat uniformly throughout the indicated area.

1 Claim, 3 Drawing Sheets

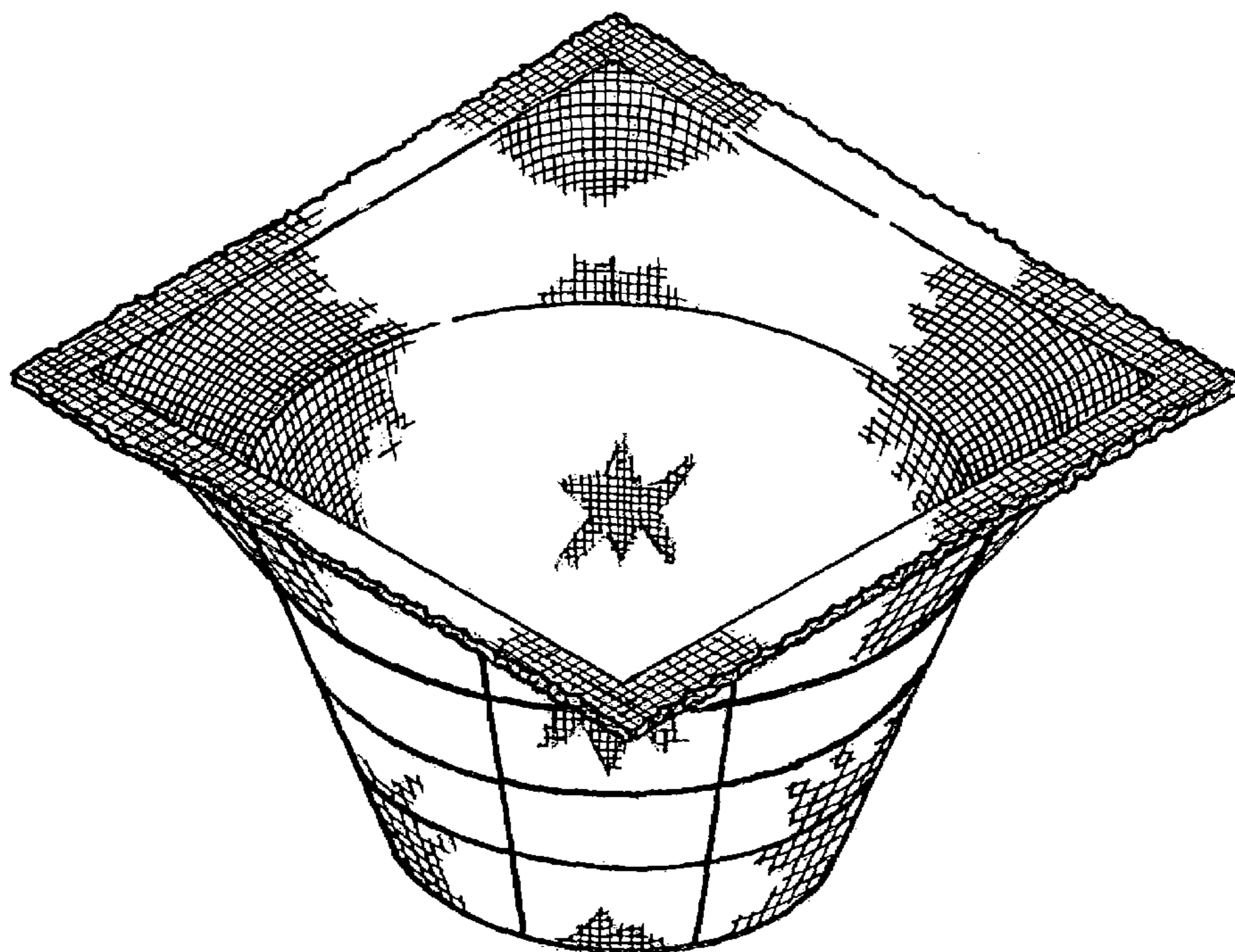


FIG-1

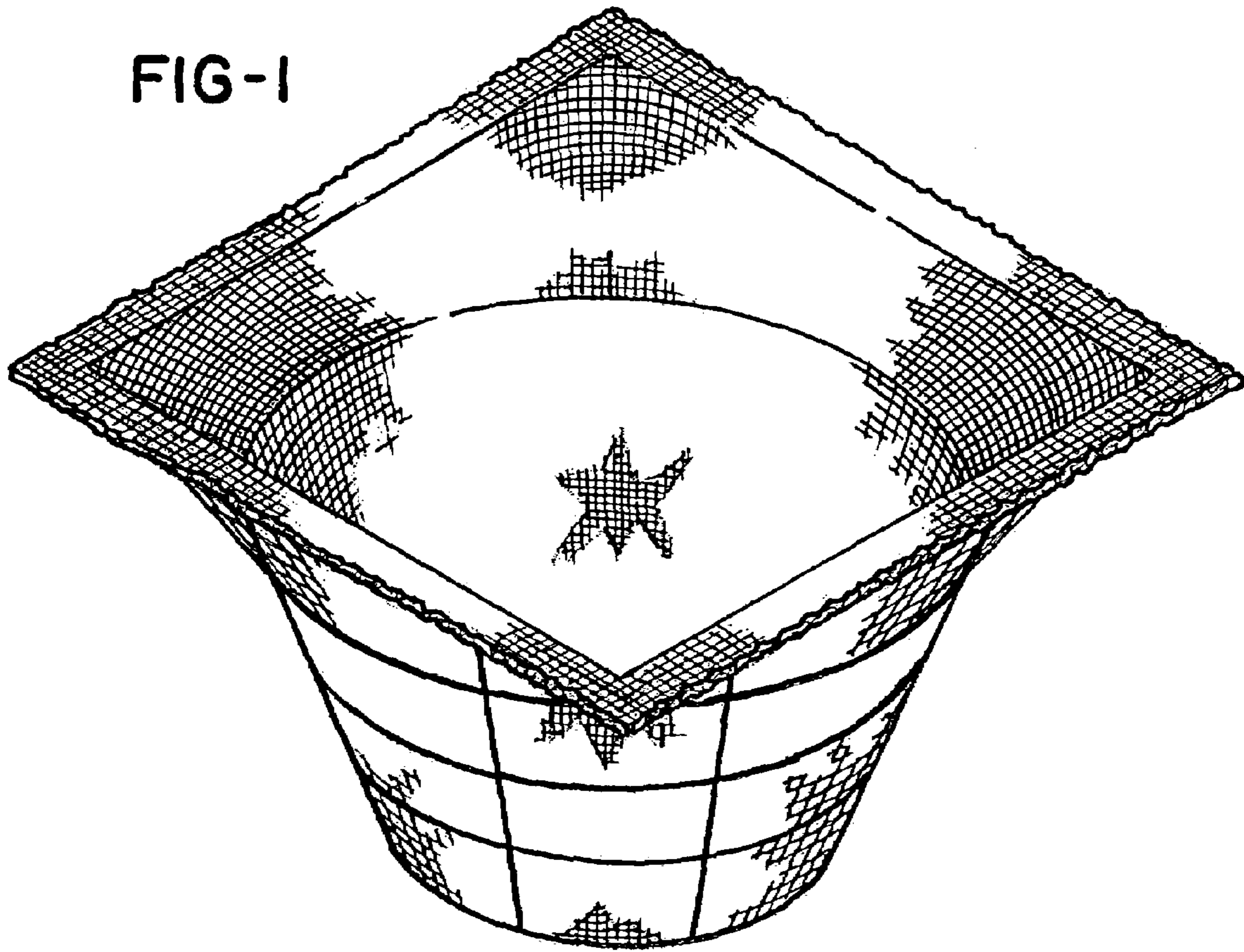


FIG-2

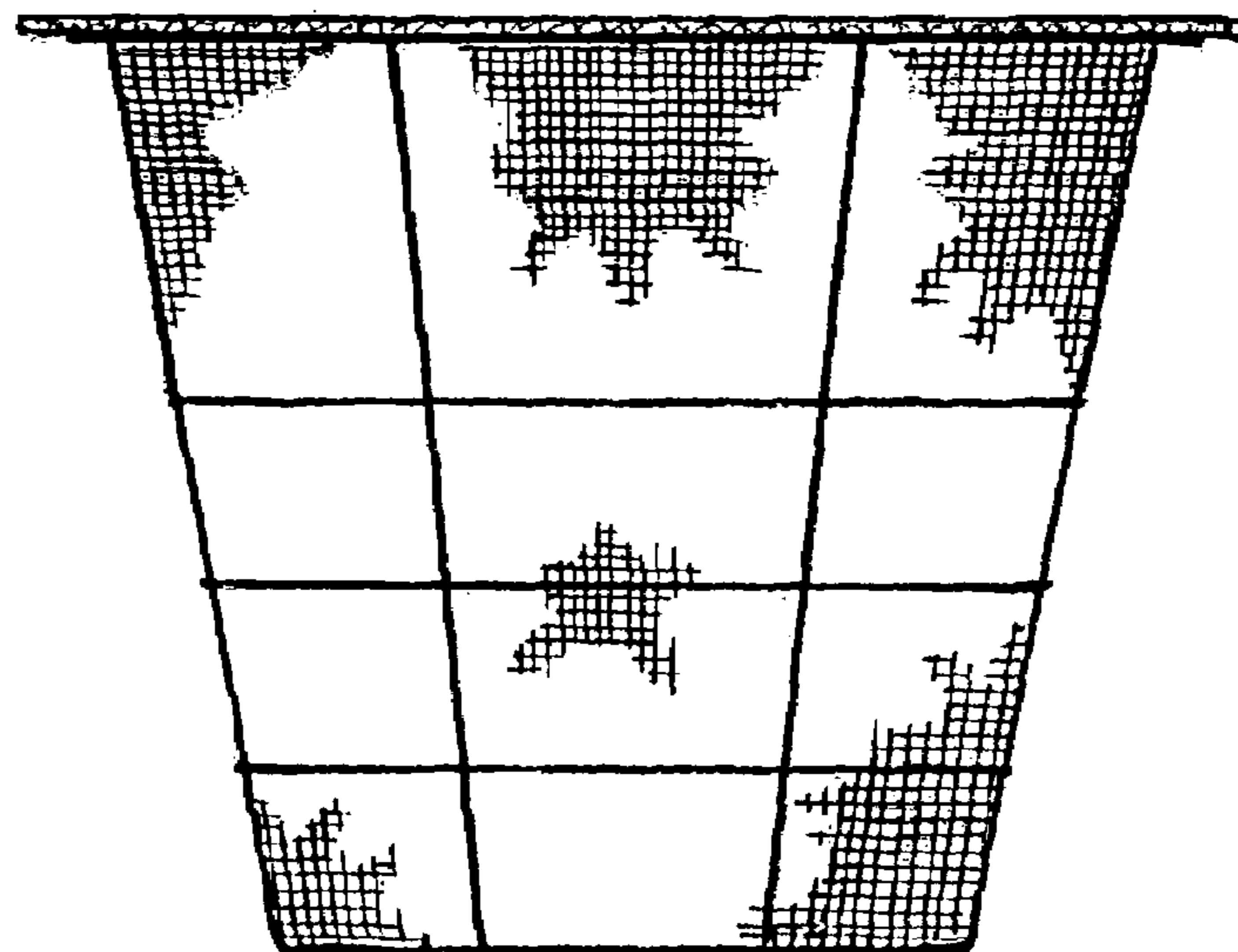


FIG-3

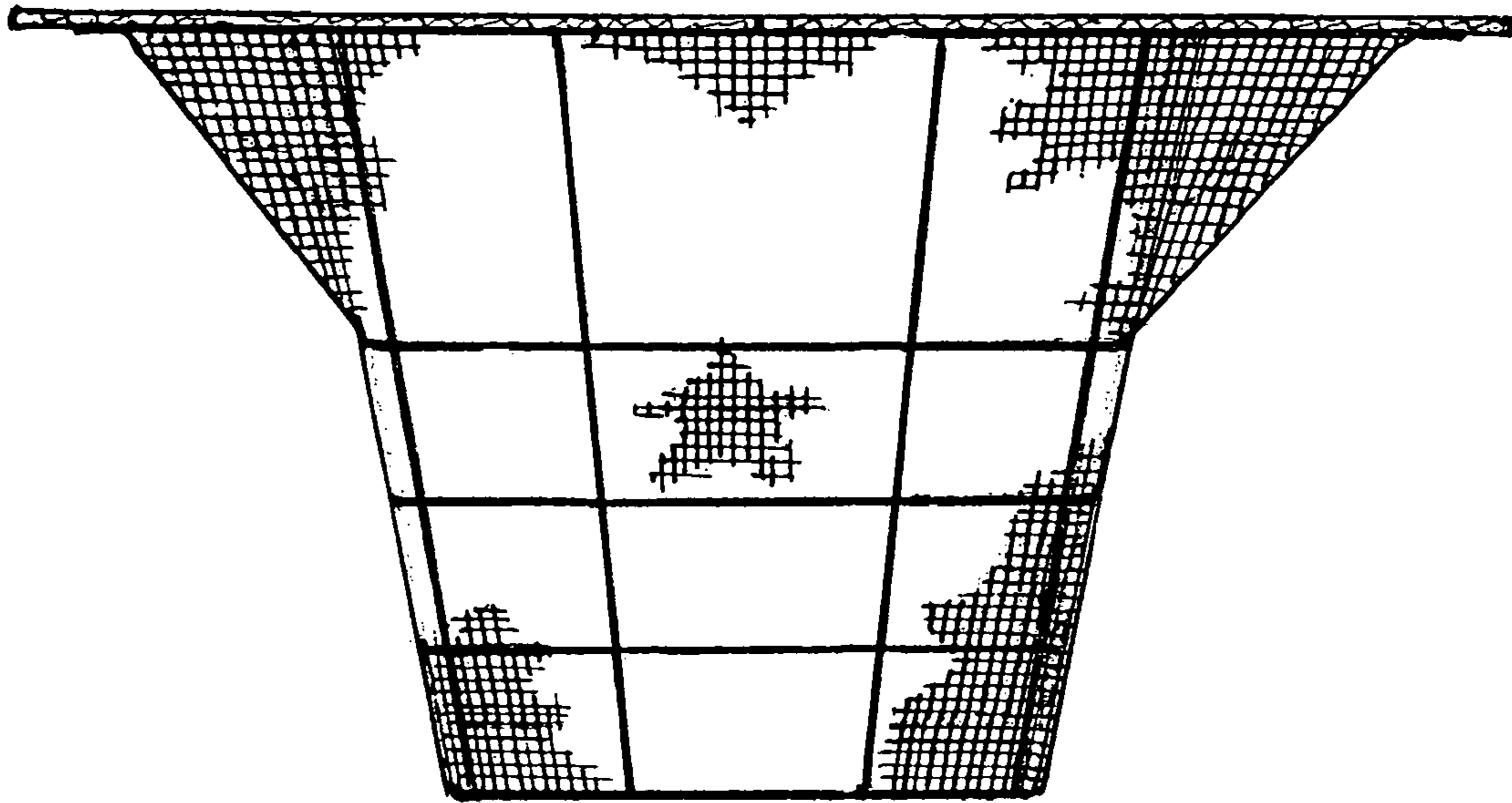


FIG-4

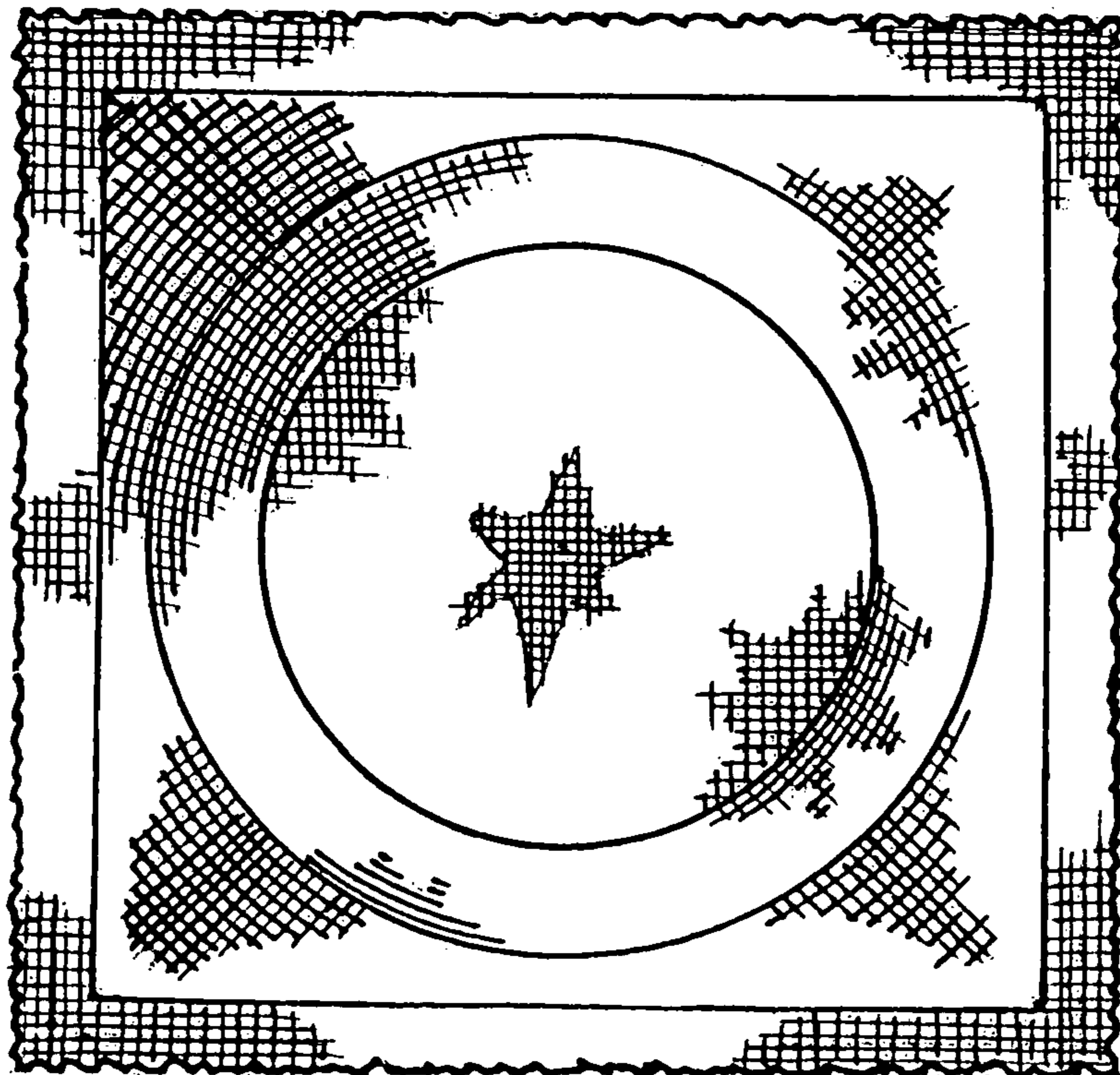


FIG-5

