



US00D600315S

(12) **United States Design Patent**  
**Sakai**

(10) **Patent No.:** **US D600,315 S**

(45) **Date of Patent:** **\*\* Sep. 15, 2009**

(54) **FISHING LURE**

(75) Inventor: **Tatsuya Sakai**, Irvine, CA (US)

(73) Assignee: **Shimano American Corporation**,  
Irvine, CA (US)

(\*\*) Term: **14 Years**

(21) Appl. No.: **29/328,443**

(22) Filed: **Nov. 24, 2008**

(51) **LOC (9) Cl.** ..... **22-05**

(52) **U.S. Cl.** ..... **D22/131**

(58) **Field of Classification Search** ..... D22/126-133;  
43/42.28, 42.35, 42.45, 42.39, 42.47, 42.46,  
43/42.48

See application file for complete search history.

(56) **References Cited**

**U.S. PATENT DOCUMENTS**

D318,898 S *	8/1991	Ryder	.....	D22/133
D470,564 S *	2/2003	Schlueter	.....	D22/131
D522,607 S *	6/2006	King	.....	D22/133

\* cited by examiner

*Primary Examiner*—Catherine R Oliver

(74) *Attorney, Agent, or Firm*—Jeffer Mangels; Butler & Marmaro LLP

(57) **CLAIM**

The ornamental design for a fishing lure, as shown and described.

**DESCRIPTION**

FIG. 1 is a perspective view of the present invention;

FIG. 2 is a right side elevational view of the present invention shown in FIG. 1, with the left side view being a mirror image thereof;

FIG. 3 is a top plan view of the present invention shown in FIG. 1;


FIG. 4 is a bottom plan view of the present invention shown in FIG. 1;

FIG. 5 is a front elevational view of the present invention shown in FIG. 1; and,

FIG. 6 is a rear elevational view of the present invention shown in FIG. 1.

The broken line showing of environment in the drawings is included for the purpose of illustrating only and forms no part of the claimed design.

**1 Claim, 4 Drawing Sheets**



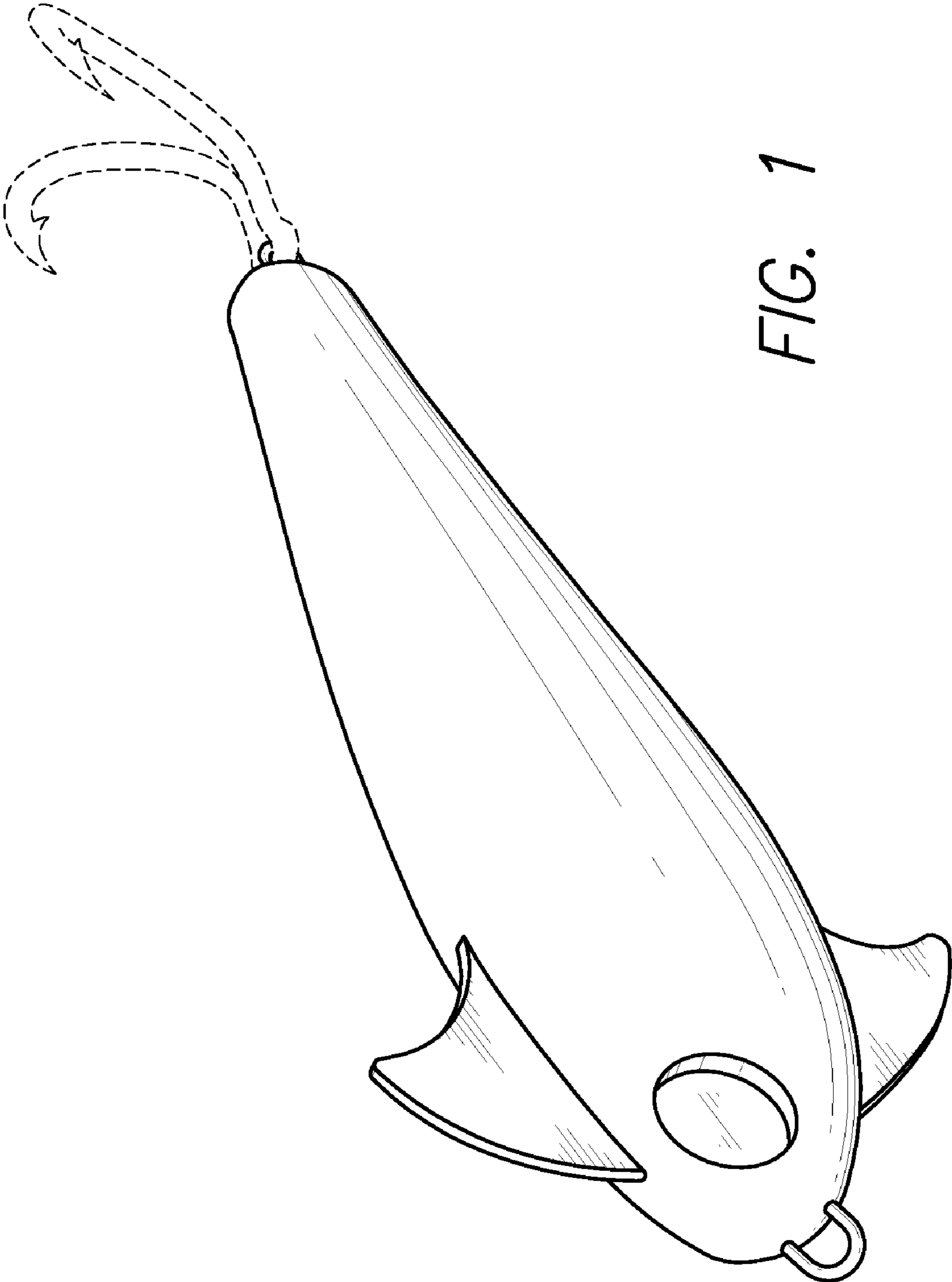


FIG. 1

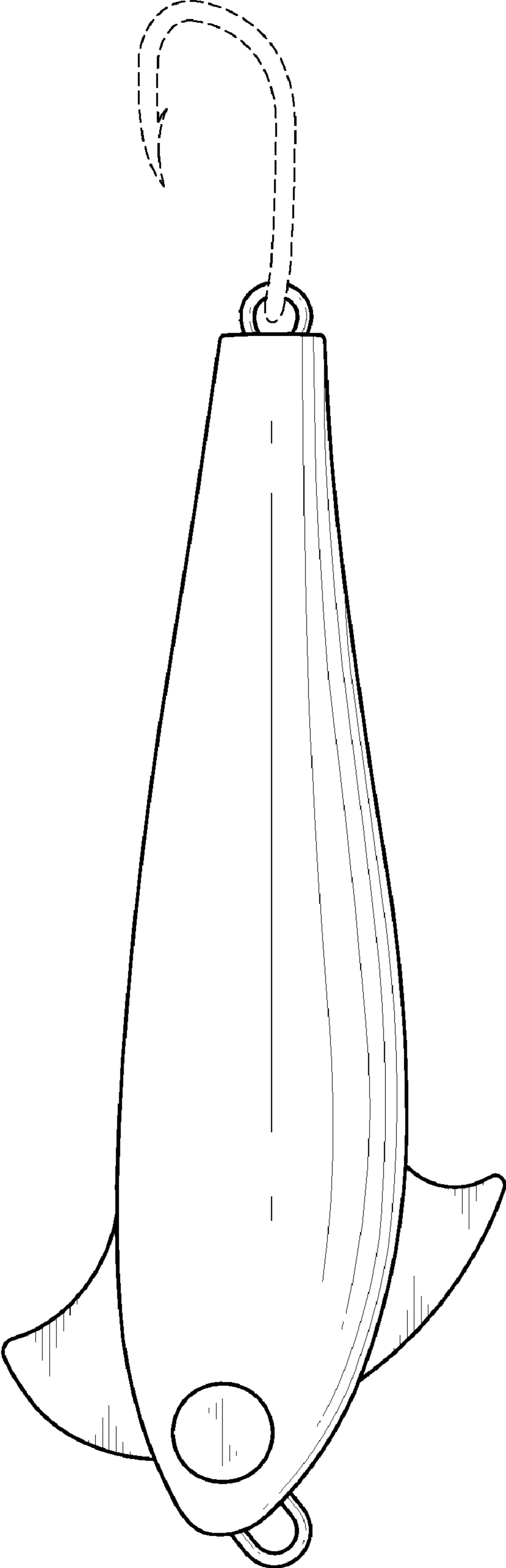


FIG. 2

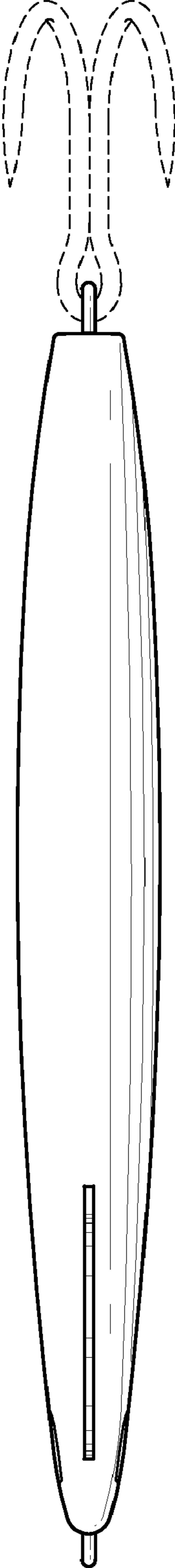


FIG. 3

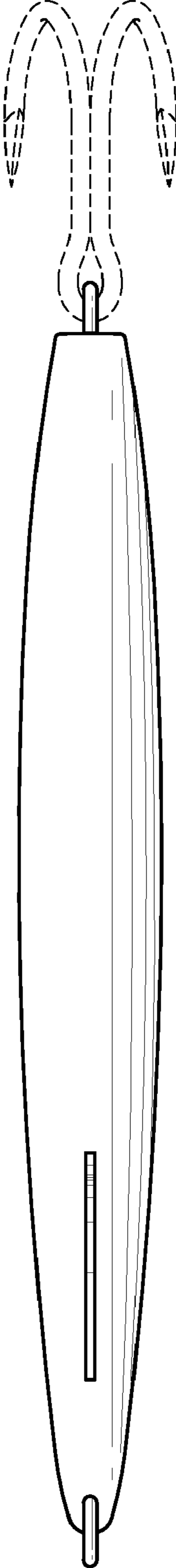
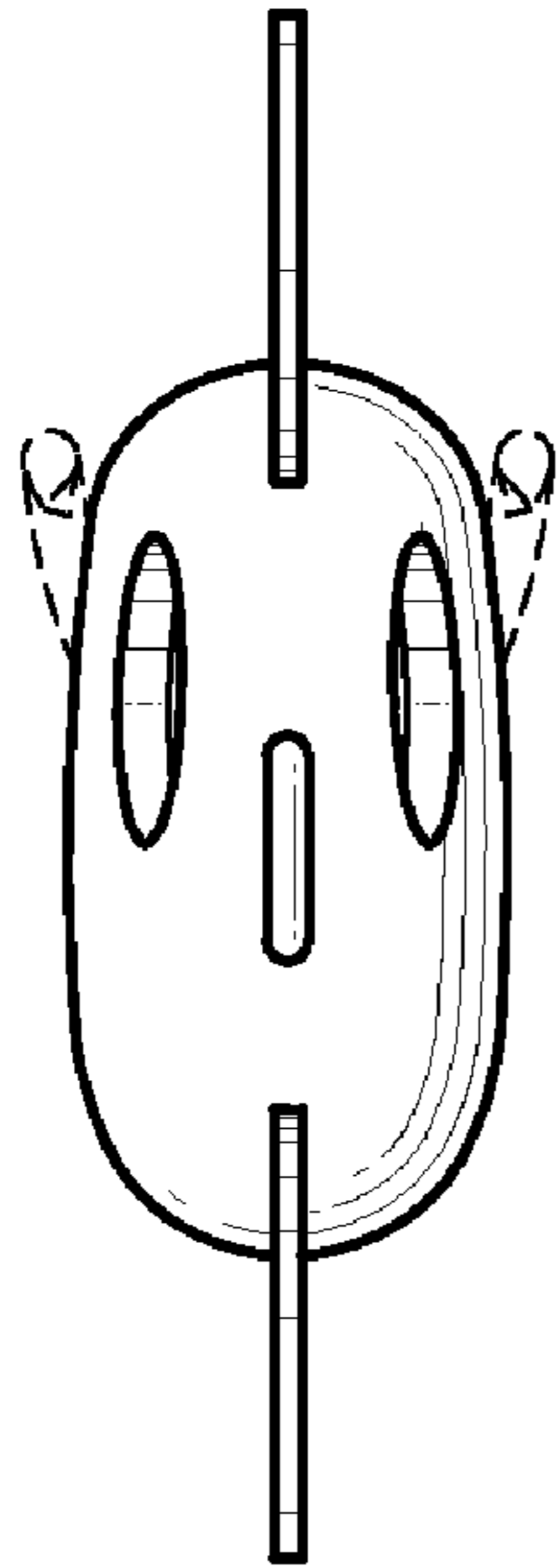
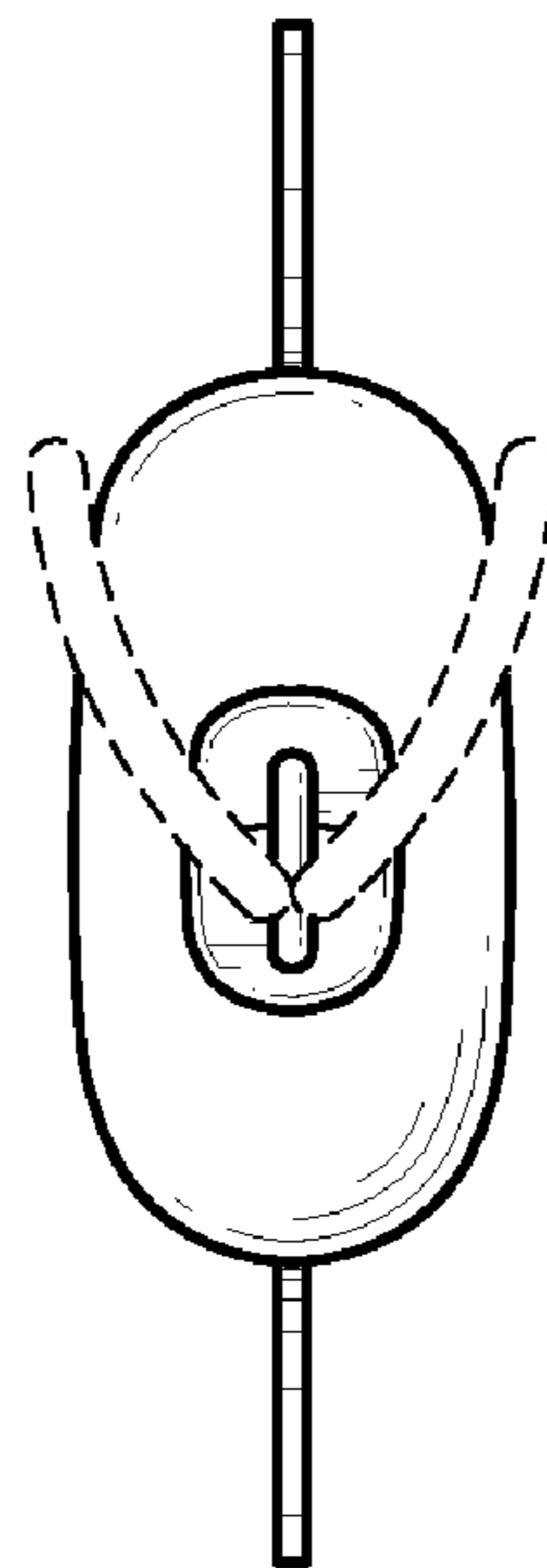


FIG. 4



*FIG. 5*



*FIG. 6*