



US00D600296S

(12) **United States Design Patent**
Chen

(10) **Patent No.:** **US D600,296 S**

(45) **Date of Patent:** **** Sep. 15, 2009**

(54) **WATER-SPRAYING BAT**

(76) **Inventor:** **Sen-Yuan Chen**, P.O. Box 7-820, Taipei (TW)

(**) **Term:** **14 Years**

(21) **Appl. No.:** **29/312,215**

(22) **Filed:** **Oct. 7, 2008**

(51) **LOC (9) Cl.** **21-01**

(52) **U.S. Cl.** **D21/752; D21/812**

(58) **Field of Classification Search** D21/722,
D21/725, 812, 567-575; 473/564-568; D22/103,
D22/105; 446/267, 473, 175; 222/78-79;
239/211, 237, 329, 373; 124/6, 63-5, 73-75;
D23/237

See application file for complete search history.

(56) **References Cited**

U.S. PATENT DOCUMENTS

- 4,881,736 A * 11/1989 Fox 473/417
- 5,009,413 A * 4/1991 Allen 472/128
- D418,181 S * 12/1999 Lau et al. D21/725

- D443,662 S * 6/2001 Udwin et al. D21/725
- D524,881 S * 7/2006 Orłowski et al. D21/572
- 7,080,757 B2 * 7/2006 Cuisinier 222/79
- 7,281,642 B2 * 10/2007 Orłowski 222/79
- D558,279 S * 12/2007 Chen D21/572

* cited by examiner

Primary Examiner—Mitchell I Siegel

(57) **CLAIM**

The ornamental design for a water-spraying bat, as shown.

DESCRIPTION

FIG. 1 is a perspective view of water-spraying bat showing my new design;

FIG. 2 is a front view thereof;

FIG. 3 is a rear view thereof;

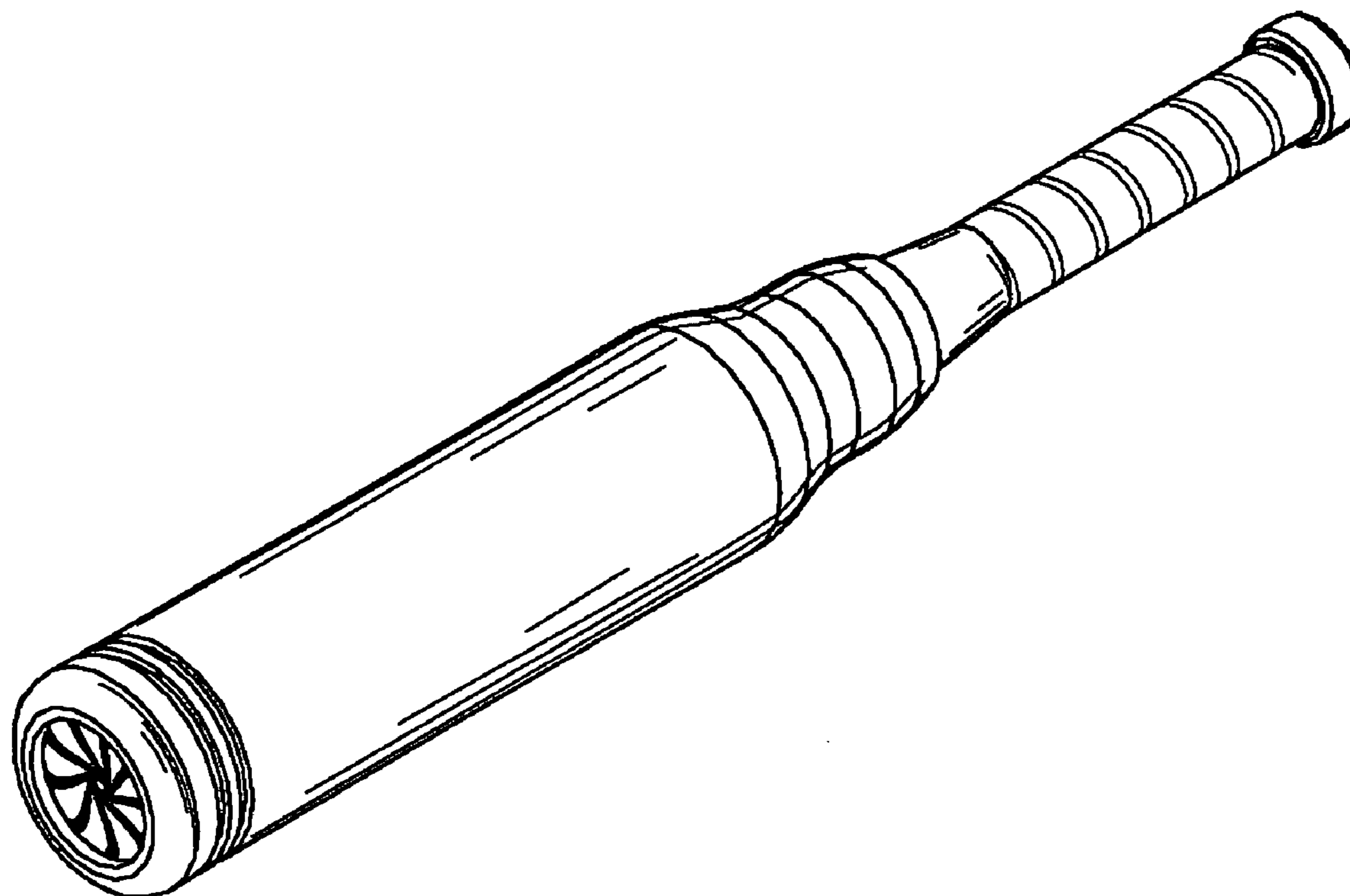
FIG. 4 is a left side view thereof;

FIG. 5 is a right side view thereof;

FIG. 6 is a top view thereof; and,

FIG. 7 is a bottom view thereof.

1 Claim, 7 Drawing Sheets



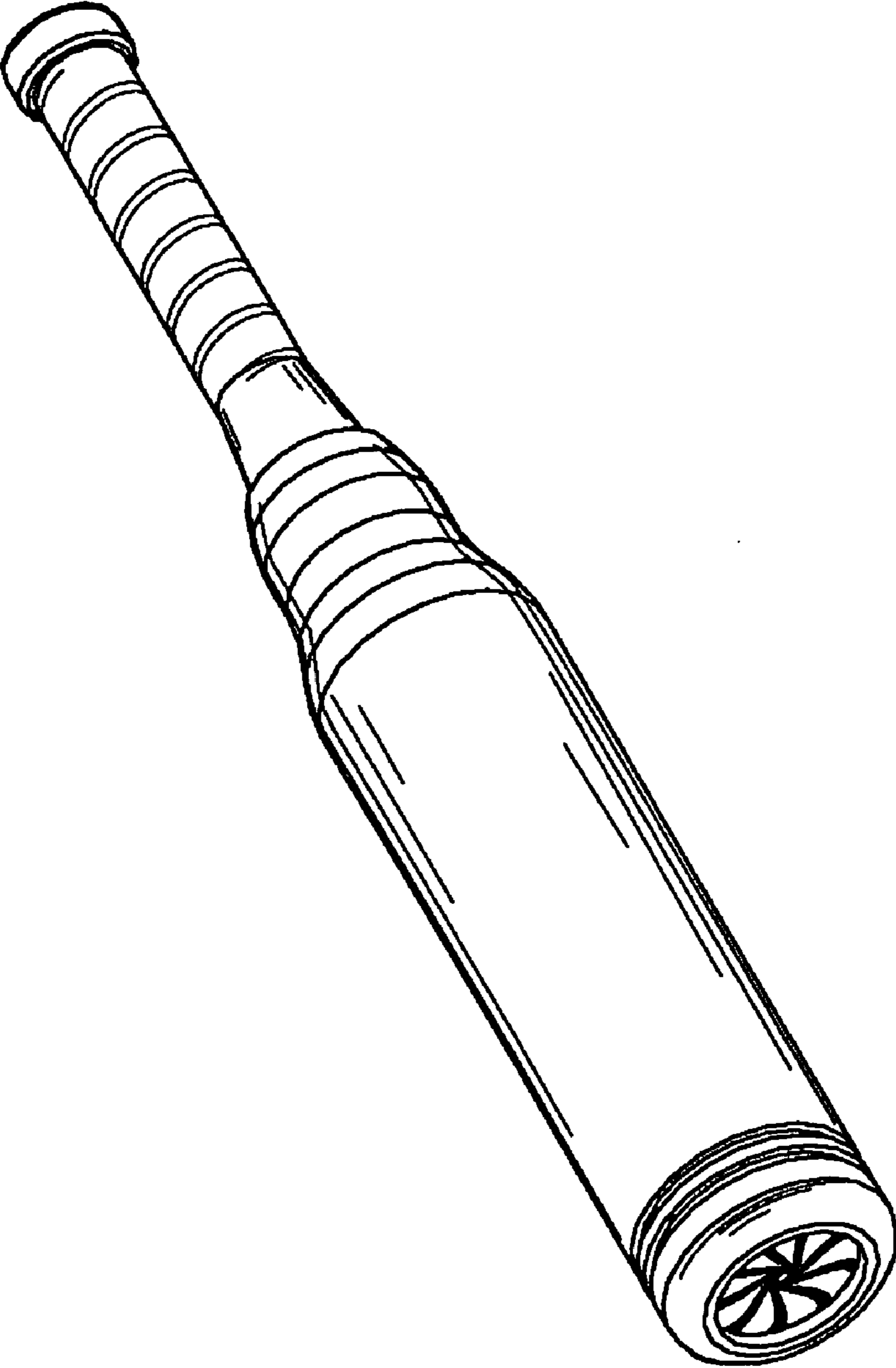


FIG. 1

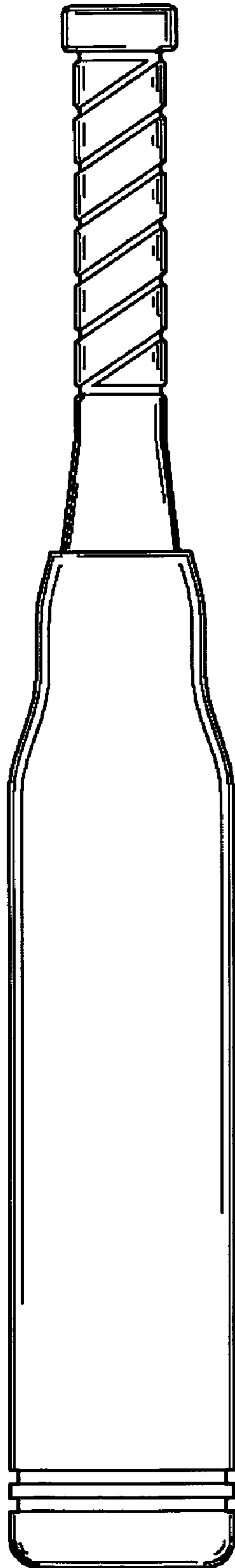


FIG. 2

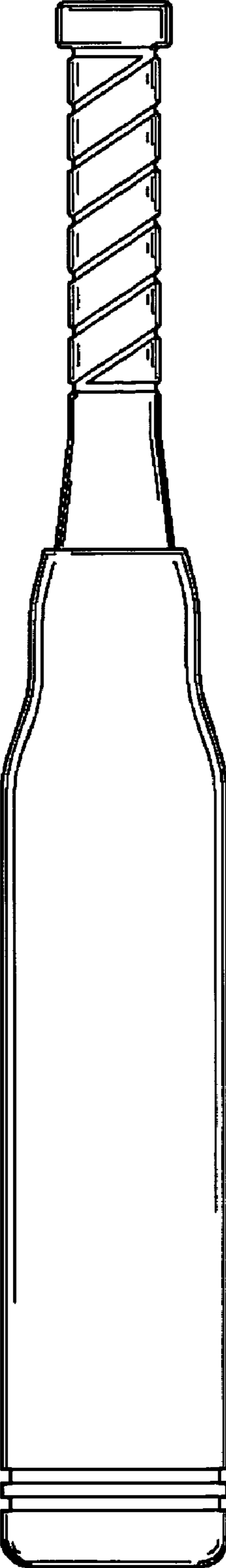


FIG. 3




FIG. 4

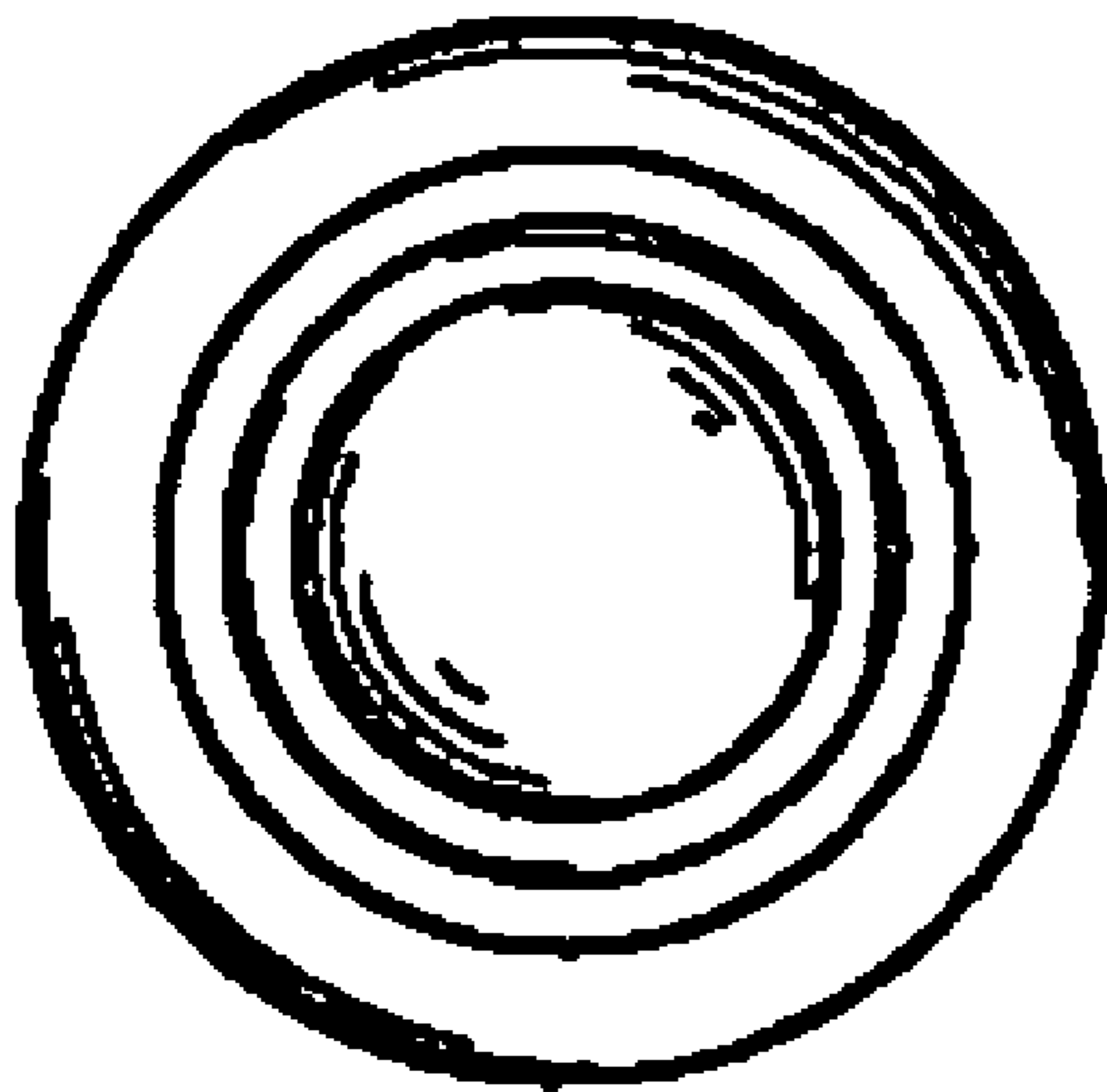


FIG. 5

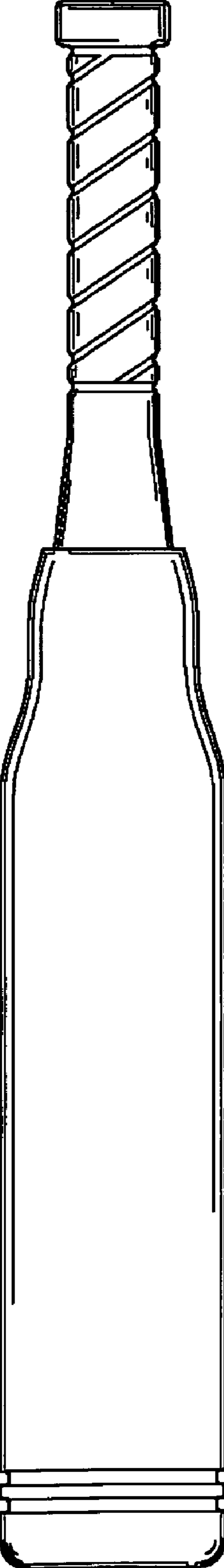


FIG. 6

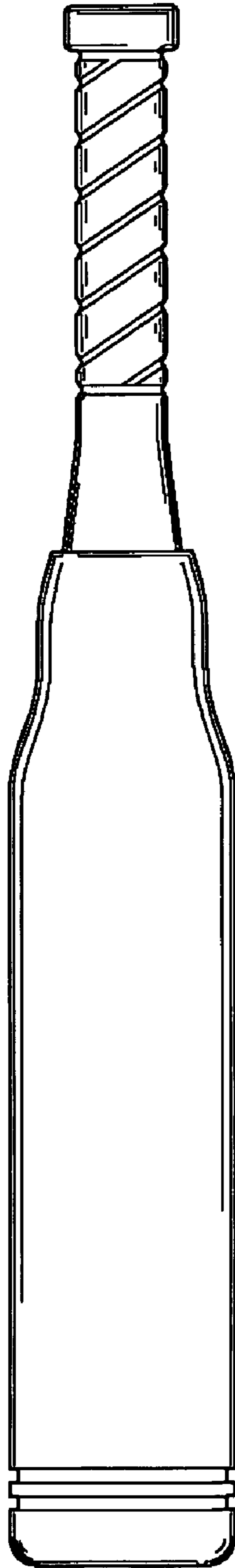


FIG. 7