



US00D600282S

(12) **United States Design Patent**  
**Guoguang**

(10) **Patent No.:** **US D600,282 S**

(45) **Date of Patent:** **\*\* \*Sep. 15, 2009**

(54) **WRITING INSTRUMENT**

(75) Inventor: **Han Guoguang**, Wenzhou (CN)

(73) Assignee: **FibroSource USA, Inc.**, San Diego, CA (US)

(\*\*) Term: **14 Years**

(21) Appl. No.: **29/292,078**

(22) Filed: **Sep. 27, 2007**

(51) **LOC (9) Cl.** ..... **19-06**

(52) **U.S. Cl.** ..... **D19/50**

(58) **Field of Classification Search** ..... D19/35,  
D19/36, 41-51, 53-57; 24/11 F, 11 P, 11 R;  
401/52, 99, 100, 104-109, 192, 195, 196  
See application file for complete search history.

(56) **References Cited**

**U.S. PATENT DOCUMENTS**

D453,790 S *	2/2002	Tsuchikura	.....	D19/36
D492,349 S *	6/2004	Qiu	.....	D19/50
D495,002 S	8/2004	Sung	.....	D19/51
D496,688 S	9/2004	Nishida	.....	D19/51
D497,643 S	10/2004	Nishida	.....	D19/51
D499,142 S	11/2004	Morrow	.....	D19/50
D506,504 S *	6/2005	Nakazawa et al.	.....	D19/49
D507,301 S *	7/2005	Qiu	.....	D19/51
D508,717 S	8/2005	Anand	.....	D19/50
D542,843 S *	5/2007	Qiu	.....	D19/50
D544,915 S	6/2007	Santa Maria et al.	.....	D19/55

D548,791 S	8/2007	Santa Maria et al.	.....	D19/55
D550,282 S *	9/2007	Neuenschwander et al.	..	D19/51
D559,315 S *	1/2008	Qiu et al.	.....	D19/50
D573,184 S *	7/2008	Vadenne	.....	D19/50

\* cited by examiner

*Primary Examiner*—Elizabeth A Albert

(74) *Attorney, Agent, or Firm*—Frank J. Bonini, Jr.; John F. A. Earley, III; Harding, Earley, Follmer & Frailey, P.C.

(57) **CLAIM**

An ornamental design for a writing instrument, as shown and described.

**DESCRIPTION**

FIG. 1 is a front elevation view of a writing instrument showing my new design;

FIG. 2 is a right side elevation view of the writing instrument of FIG. 1, the left side being a mirror image of the right side;

FIG. 3 is a rear elevation view of the writing instrument of FIG. 1;

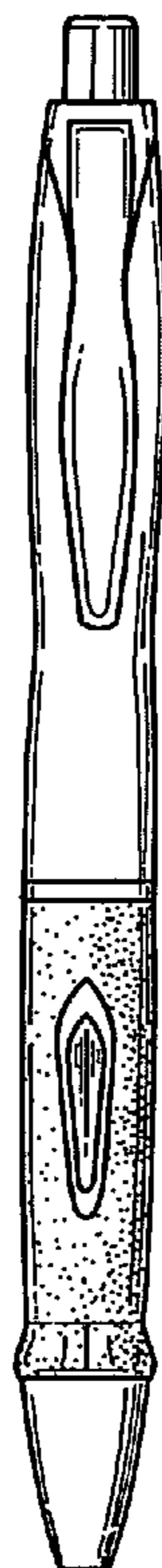
FIG. 4 is a top plan view of the writing instrument of FIG. 1;

FIG. 5 is a bottom plan view of the writing instrument of FIG. 1; and,

FIG. 6 is a front perspective view of the writing instrument of FIG. 1, as viewed from the right side.

The stippling shown on the grip of the writing instrument barrel represents a surface texture.

**1 Claim, 2 Drawing Sheets**



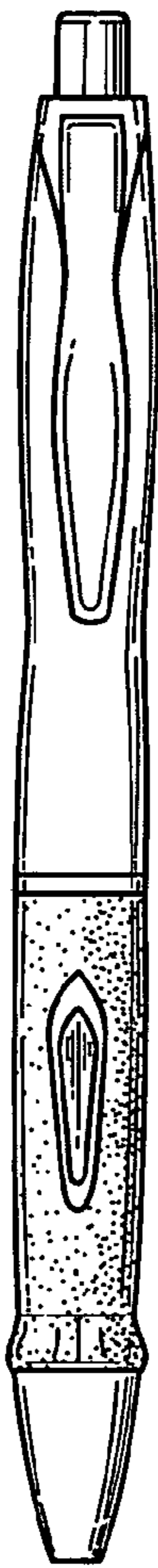


FIG. 1

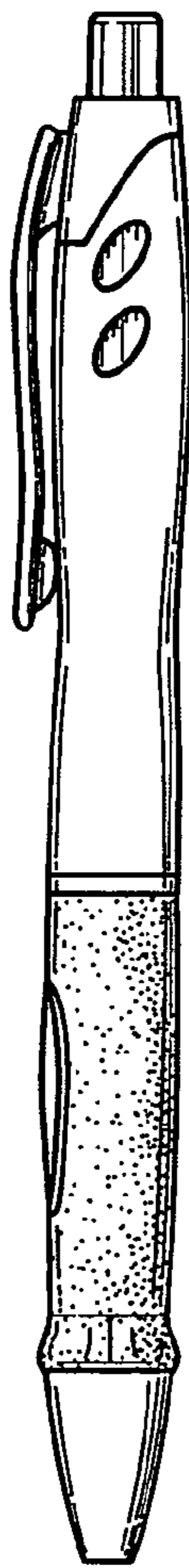


FIG. 2



FIG. 3



FIG. 4

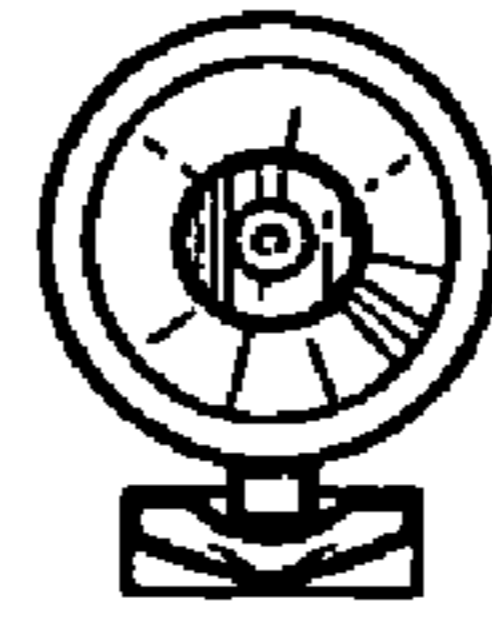


FIG. 5

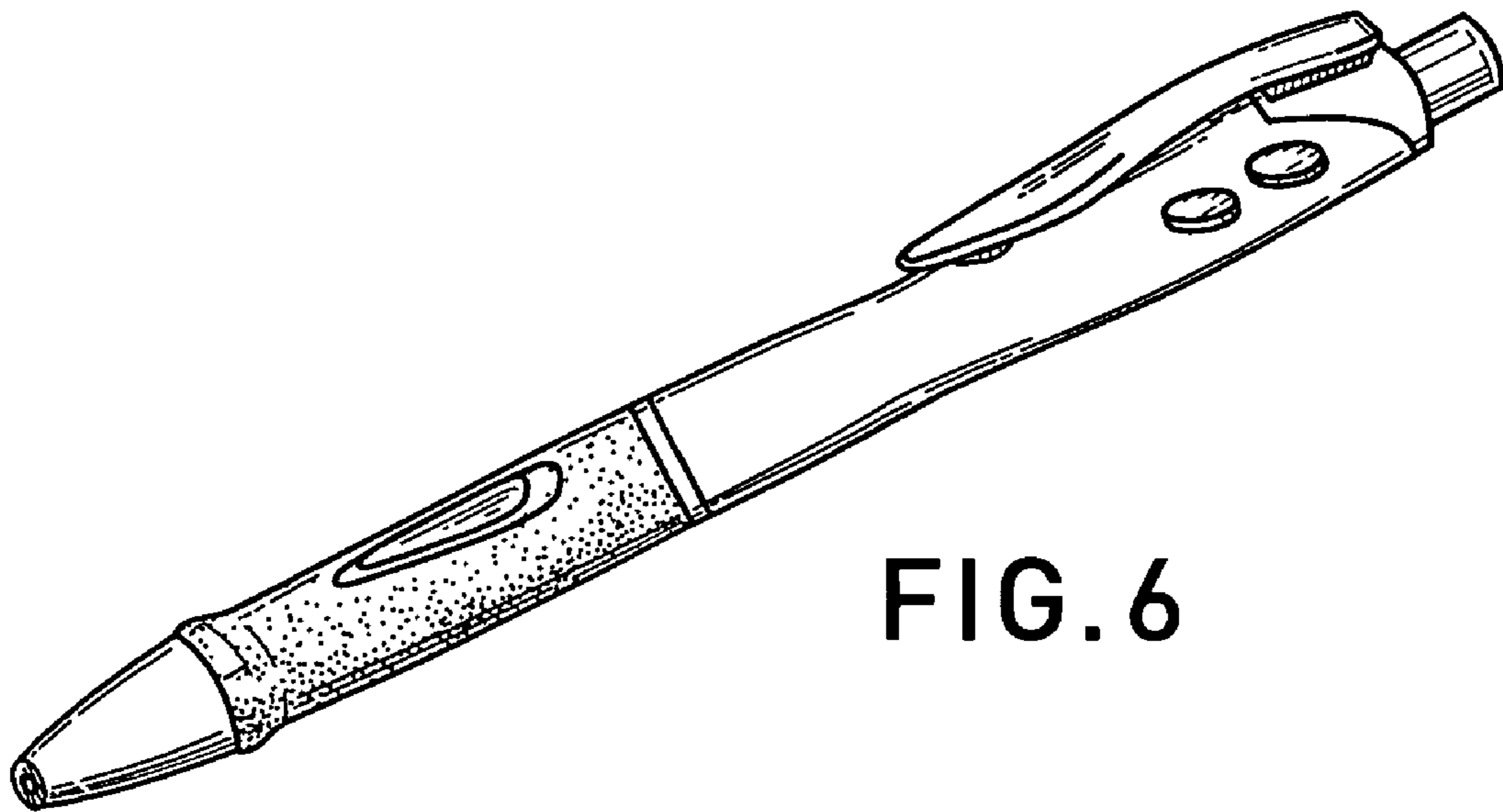


FIG. 6