



US00D600272S

(12) **United States Design Patent**
Porter

(10) **Patent No.:** **US D600,272 S**

(45) **Date of Patent:** **** Sep. 15, 2009**

(54) **COMPACT DIDGERIDOO**

(76) Inventor: **Brien Porter**, 4115 Channing Pl.,
Colorado Springs, CO (US) 80910

(**) Term: **14 Years**

(21) Appl. No.: **29/330,185**

(22) Filed: **Dec. 30, 2008**

(51) **LOC (9) Cl.** **17-02**

(52) **U.S. Cl.** **D17/10**

(58) **Field of Classification Search** D17/10,
D17/99; 84/330, 349, 380 R, 387 R

See application file for complete search history.

(56) **References Cited**

U.S. PATENT DOCUMENTS

D30,473 S *	4/1899	Leforestier	D17/10
671,060 A *	4/1901	Smith	84/387 R
869,619 A *	10/1907	Buescher	84/387 R
885,493 A *	4/1908	Lester	116/137 R
1,444,663 A *	2/1923	Contrisciani	84/387 R
D92,963 S *	8/1934	Holtz	D14/207
2,508,423 A *	5/1950	Robbins	446/205
4,250,791 A *	2/1981	Tairadate	84/385 R
D548,271 S *	8/2007	Chang	D17/10

OTHER PUBLICATIONS

Burnt Earth. <http://www.ninestones.com/burntearth/forsale/didj.html>. Feb. 2001. Didjeridu #103.*

* cited by examiner

Primary Examiner—Ian Simmons

Assistant Examiner—R. Johnson

(74) *Attorney, Agent, or Firm*—QuickPatents, Inc.; Kevin Prince

(57) **CLAIM**

I claim the ornamental design for a compact didgeridoo, as shown and described.

DESCRIPTION

FIG. 1 is a perspective view of a compact didgeridoo, showing my new design;

FIG. 2 is a front elevational view of the invention;

FIG. 3 is a rear elevational view of the invention;


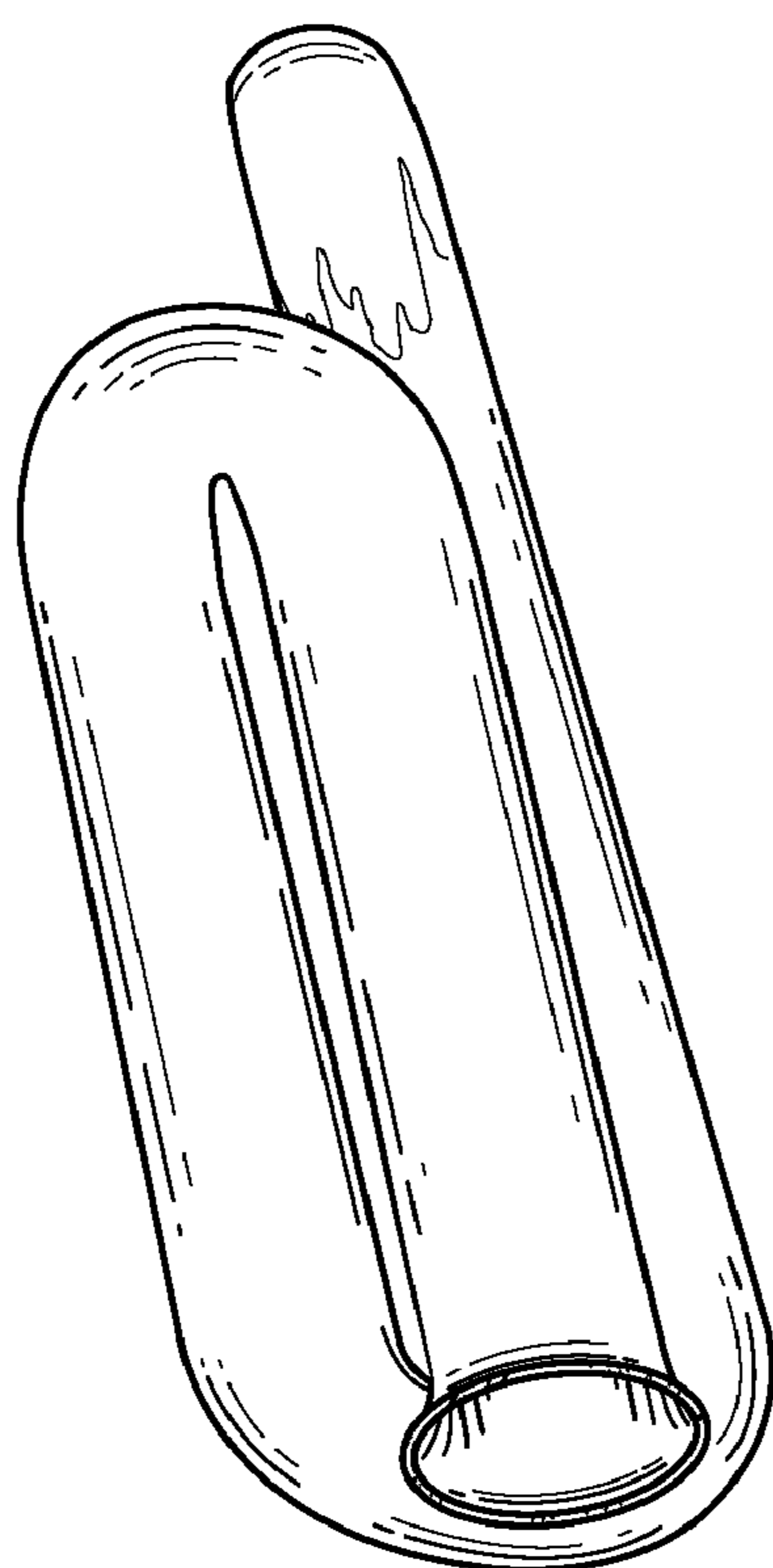
FIG. 4 is a right-side elevational view of the invention;

FIG. 5 is a left-side elevational view of the invention;

FIG. 6 is a top plan view of the invention; and,

FIG. 7 is a bottom plan view of the invention.

1 Claim, 2 Drawing Sheets



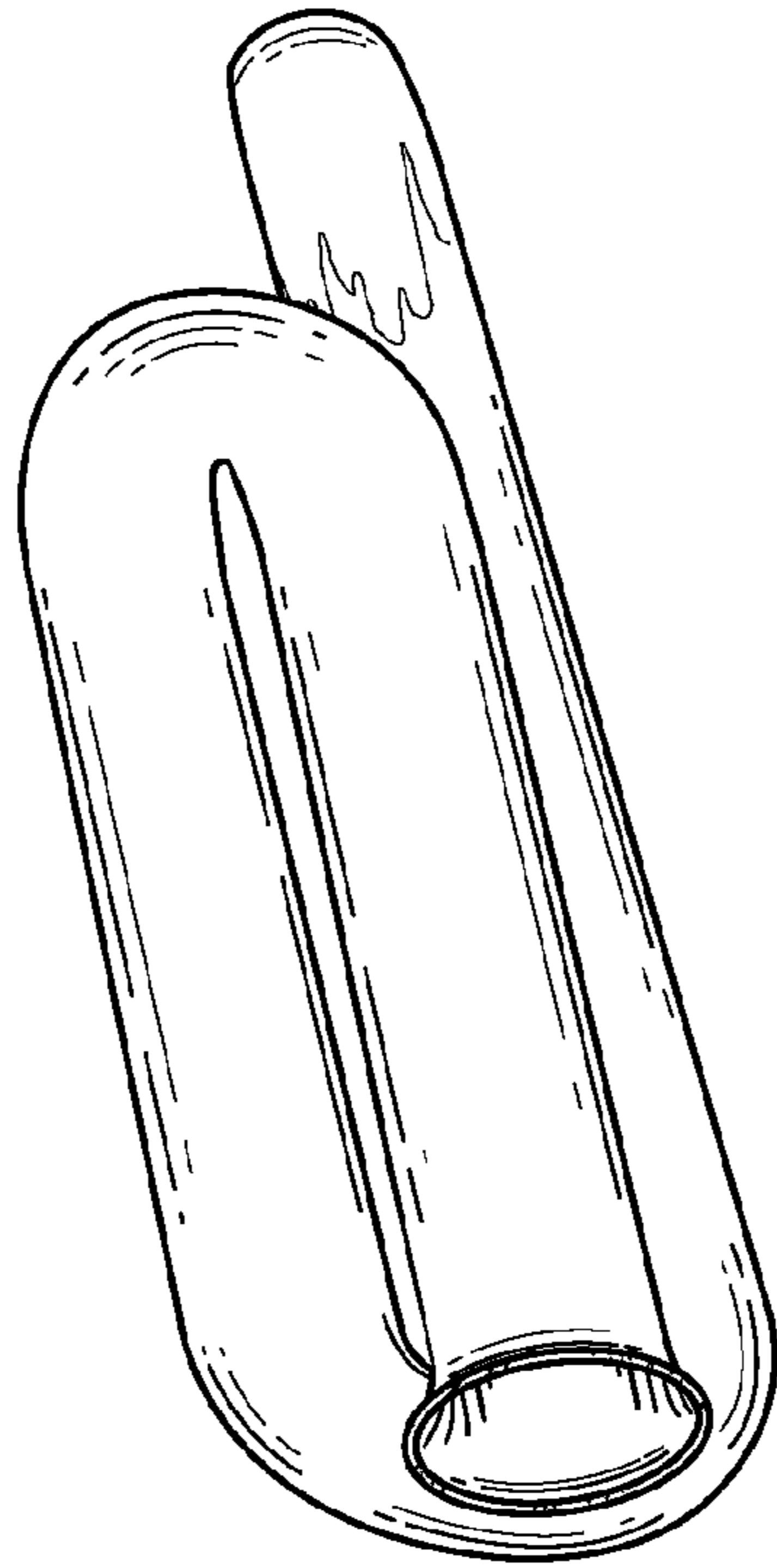


FIG. 1




FIG. 2



FIG. 3



FIG. 4

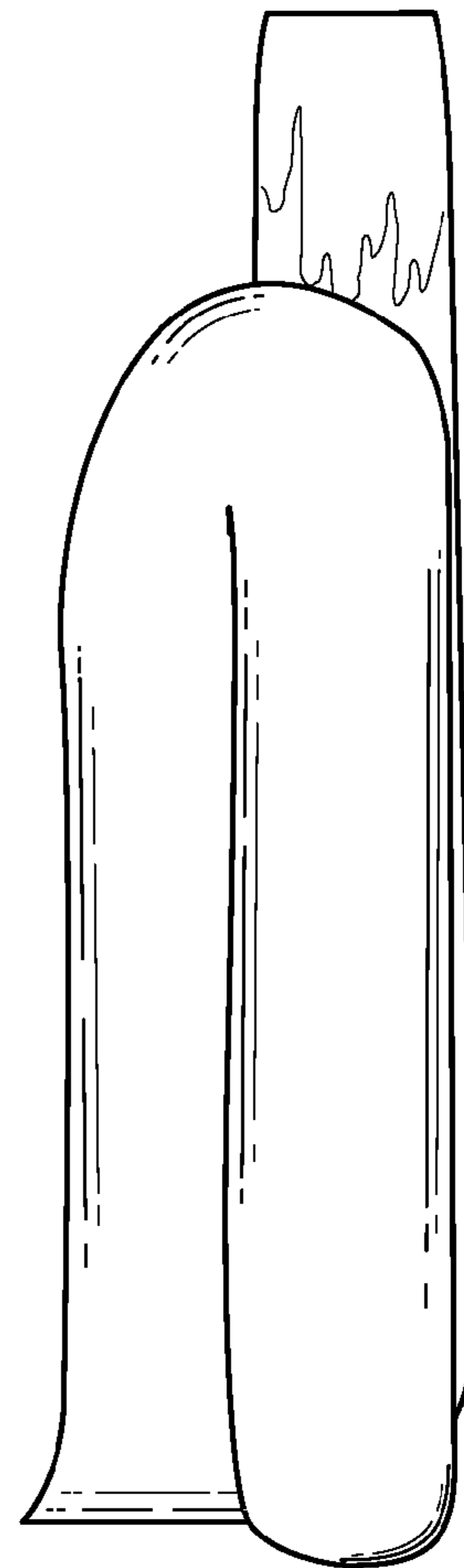


FIG. 5

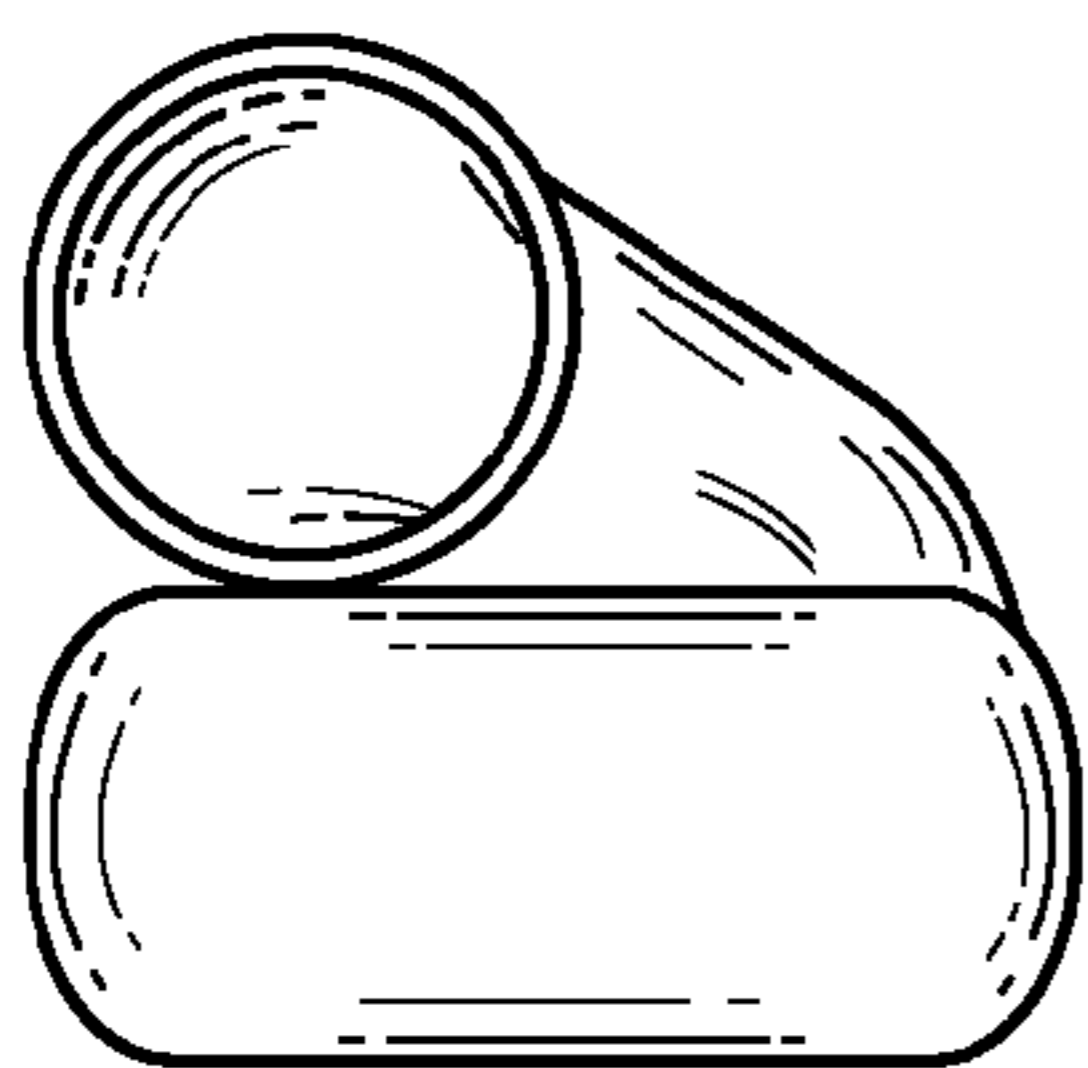


FIG. 6

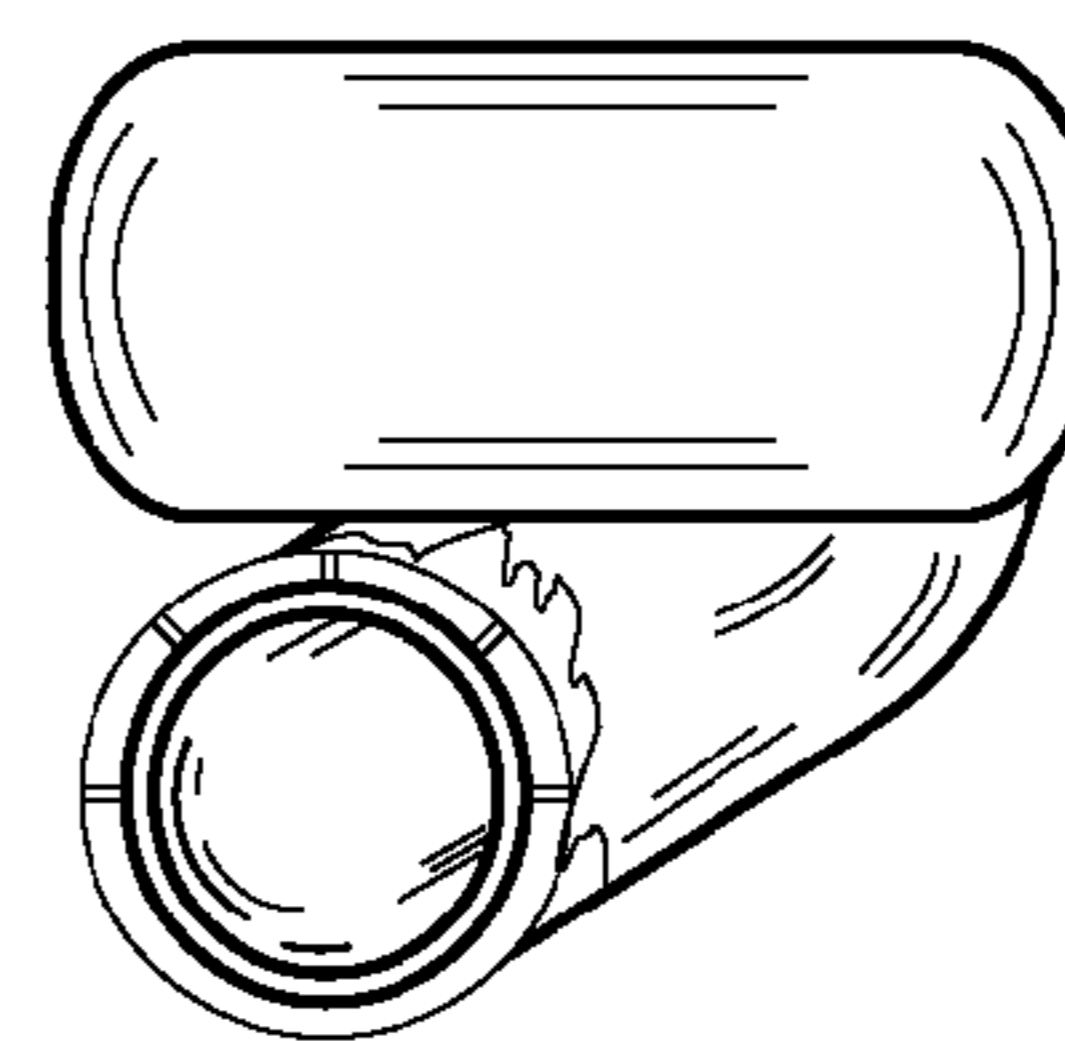


FIG. 7