



US00D600241S

(12) **United States Design Patent**
Andre et al.

(10) **Patent No.:** **US D600,241 S**

(45) **Date of Patent:** **** Sep. 15, 2009**

(54) **ELECTRONIC DEVICE**

(56)

References Cited

(75) Inventors: **Bartley K. Andre**, Menlo Park, CA (US); **Daniel J. Coster**, San Francisco, CA (US); **Daniele De Iuliis**, San Francisco, CA (US); **Richard P. Howarth**, San Francisco, CA (US); **Jonathan P. Ive**, San Francisco, CA (US); **Steve Jobs**, Palo Alto, CA (US); **Duncan Robert Kerr**, San Francisco, CA (US); **Shin Nishibori**, Portola Valley, CA (US); **Matthew Dean Rohrbach**, San Francisco, CA (US); **Peter Russell-Clarke**, San Francisco, CA (US); **Douglas B. Satzger**, Menlo Park, CA (US); **Christopher J. Stringer**, Woodside, CA (US); **Eugene Antony Whang**, San Francisco, CA (US); **Rico Zorkendorfer**, San Francisco, CA (US)

U.S. PATENT DOCUMENTS

D337,569	S	*	7/1993	Kando	D14/341
D420,354	S		2/2000	Morales		
D424,535	S		5/2000	Peltola		
6,297,795	B1	*	10/2001	Kato et al.	345/684
D498,754	S		11/2004	Blyth		
D504,889	S	*	5/2005	Andre et al.	D14/341
D505,950	S		6/2005	Summit et al.		
D514,590	S	*	2/2006	Naruki	D14/203.3
D519,116	S		4/2006	Tanaka et al.		
D520,020	S		5/2006	Senda et al.		
D527,379	S	*	8/2006	Oe et al.	D14/248
D528,542	S		9/2006	Luminosu et al.		
D528,561	S		9/2006	Ka-Wei et al.		
D529,045	S		9/2006	Shin		
D532,791	S		11/2006	Kim		
D534,143	S		12/2006	Lheem		
D535,281	S	*	1/2007	Yang	D14/203.3
D536,691	S		2/2007	Park		
D536,962	S	*	2/2007	Tanner	D9/424
D541,298	S		4/2007	Andre et al.		
D541,299	S	*	4/2007	Andre et al.	D14/496
D546,313	S		7/2007	Lheem		
D548,732	S		8/2007	Cebe et al.		
D548,747	S		8/2007	Andre et al.		
D556,211	S		11/2007	Howard		
D557,238	S		12/2007	Kim		
D557,259	S	*	12/2007	Hirsch	D14/217
D558,460	S		1/2008	Yu et al.		
D558,756	S	*	1/2008	Andre et al.	D14/341
D558,757	S	*	1/2008	Andre et al.	D14/341
D558,758	S	*	1/2008	Andre et al.	D14/341
D558,792	S		1/2008	Chigira		
D559,220	S		1/2008	Lee et al.		
D560,192	S		1/2008	Lee et al.		
D560,683	S		1/2008	Lee		
D560,686	S		1/2008	Kim		
D561,153	S		2/2008	Hong et al.		
D561,204	S	*	2/2008	Toh	D14/496
D561,782	S		2/2008	Kim		
D562,285	S		2/2008	Lim		
D563,432	S	*	3/2008	Kim	D14/496
D563,929	S		3/2008	Park		
D568,309	S	*	5/2008	Cebe et al.	D14/341
D575,259	S		8/2008	Kim et al.		
D578,500	S		10/2008	Lee et al.		

(73) Assignee: **Apple Inc.**, Cupertino, CA (US)

(**) Term: **14 Years**

(21) Appl. No.: **29/306,950**

(22) Filed: **Apr. 18, 2008**

Related U.S. Application Data

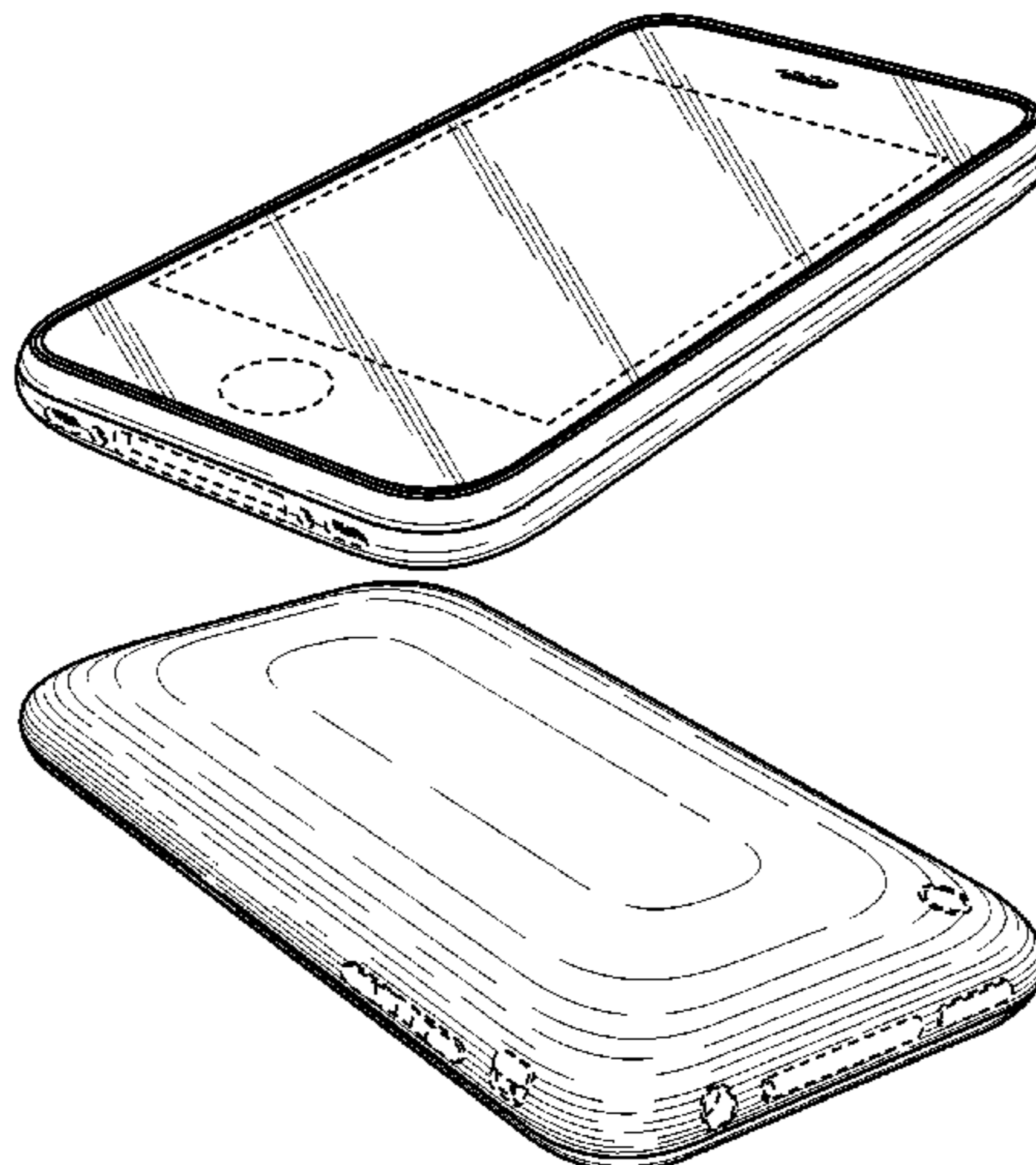
(63) Continuation of application No. 29/306,334, filed on Apr. 7, 2008.

(51) **LOC (9) Cl.** **14-02**

(52) **U.S. Cl.** **D14/341**; D14/496; D14/203.7

(58) **Field of Classification Search** D14/341-347, D14/420, 426, 427, 432, 439-441, 448, 496, D14/125, 129-130, 137, 138, 147, 156, 218, D14/247-248, 250, 389, 203.1-203.7; D10/65, D10/104; D18/6-7; D21/329, 686; D6/596, D6/601, 605; 455/90.3, 6.1, 556.2, 575.1, 455/575.3, 575.4; 379/433.01, 433.04, 433.06, 379/433.07; 361/814; 341/22; 345/169; 346/173

See application file for complete search history.



D579,898	S	11/2008	Lee et al.	
D580,387	S *	11/2008	Andre et al. D14/138 R
D581,384	S	11/2008	Kim et al.	
D581,922	S	12/2008	Andre et al.	
D583,345	S *	12/2008	Kim et al. D14/138 AD
D584,272	S *	1/2009	Chung et al. D14/138 R
D584,303	S *	1/2009	Andre et al. D14/341
D584,646	S *	1/2009	Sanguinetti D10/65
D584,711	S *	1/2009	Kim et al. D14/138 G
D584,738	S *	1/2009	Kim et al. D14/496
2003/0125079	A1 *	7/2003	Park et al. 455/556
2004/0132499	A1	7/2004	Abe	
2004/0166907	A1	8/2004	Yajima	
2004/0223004	A1	11/2004	Lincke et al.	
2007/0082718	A1	4/2007	Yoon et al.	
2008/0004085	A1	1/2008	Jung et al.	

FOREIGN PATENT DOCUMENTS

JP	D1250487	9/2005
KR	30-0394921	12/2005

OTHER PUBLICATIONS

Samsung F700, announced Feb. 2007, [online], [retrieved on Feb. 8, 2007]. Retrieved from Internet, <URL:http://www.gsmarena.com>.
 Philips S900, announced Jun. 2006, [online], [retrieved on Feb. 20, 2007]. Retrieved from Internet, <URL:http://www.gsmarena.com>.
 LG KE850 Prada, announced Jan. 2007, [online], [retrieved on Feb. 20, 2007]. Retrieved from Internet, <URL:http://www.gsmarena.com>.
 Apple iPhone, announced Jan. 2007, [online], [retrieved on Mar. 12, 2007]. Retrieved from Internet, <URL:http://www.gsmarena.com>.
 Tinnos PDA, posted May 19, 2006, [online], [retrieved on Aug. 22, 2007]. Retrieved from Internet, <URL:http://www.mobilewhack.com>.
 Meizu M8, posted Jan. 29, 2007, [online], [retrieved on Sep. 13, 2007]. Retrieved from Internet, <URL:http://www.engadget.com>.
 Hilon LG DMB MP3 FM35, posted Jun. 26, 2006, [online], [retrieved on Dec. 26, 2008]. Retrieved from Internet, <URL: http://hilon.com.cn.autobak/a8810005549>.
 eFashion Magazine, No. 12 (2004), p. 60.
 eFashion Magazine, No. 119 (Jun. 1, 2005), p. 45.
 eFashion Magazine, No. 172 (Apr. 2006), p. 26.
 U.S. Appl. No. 29/282,831, Andre et al., Electronic Device, filed Jul. 30, 2007.
 U.S. Appl. No. 29/282,832, Andre et al., Electronic Device, filed Jul. 30, 2007.
 U.S. Appl. No. 29/282,833, Andre et al., Electronic Device, filed Jul. 30, 2007.
 U.S. Appl. No. 29/284,187, Andre et al., Electronic Device, filed Aug. 31, 2007.
 U.S. Appl. No. 29/284,188, Andre et al., Electronic Device, filed Aug. 31, 2007.
 U.S. Appl. No. 29/284,269, Andre et al., Electronic Device, filed Sep. 4, 2007.
 U.S. Appl. No. 29/284,271, Andre et al., Electronic Device, filed Sep. 4, 2007.
 U.S. Appl. No. 29/284,272, Andre et al., Electronic Device, filed Sep. 5, 2007.
 U.S. Appl. No. 29/284,276, Andre et al., Electronic Device, filed Sep. 5, 2007.
 U.S. Appl. No. 29/284,288, Andre et al., Electronic Device, filed Sep. 5, 2007.
 U.S. Appl. No. 29/284,308, Andre et al., Electronic Device, filed Sep. 5, 2007.
 U.S. Appl. No. 29/284,310, Andre et al., Electronic Device, filed Sep. 5, 2007.
 U.S. Appl. No. 29/284,312, Andre et al., Electronic Device, filed Sep. 5, 2007.
 U.S. Appl. No. 29/306,334, Andre et al., Electronic Device, filed Apr. 7, 2008.

U.S. Appl. No. 29/319,239, Andre et al., Electronic Device, filed Jun. 5, 2008.
 U.S. Appl. No. 29/319,377, Andre et al., Electronic Device, filed Jun. 6, 2008.
 U.S. Appl. No. 29/319,433, Andre et al., Electronic Device, filed Jun. 9, 2008.

* cited by examiner

Primary Examiner—Cathron C Brooks
Assistant Examiner—Barbara Fox
 (74) *Attorney, Agent, or Firm*—Sterne, Kessler, Goldstein & Fox P.L.L.C.

(57) **CLAIM**

The ornamental design for an electronic device, as shown and described.

DESCRIPTION

FIG. 1 is a front perspective view of an electronic device showing our new design;
 FIG. 2 is a rear perspective view thereof;
 FIG. 3 is a front view thereof;
 FIG. 4 is a rear view thereof;
 FIG. 5 is a side view thereof;
 FIG. 6 is another side view thereof;
 FIG. 7 is a top view thereof;
 FIG. 8 is a bottom view thereof;
 FIG. 9 is a front perspective view of another embodiment of an electronic device showing our new design;
 FIG. 10 is a rear perspective view thereof;
 FIG. 11 is a front view thereof;
 FIG. 12 is a rear view thereof;
 FIG. 13 is a side view thereof;
 FIG. 14 is another side view thereof;
 FIG. 15 is a top view thereof;
 FIG. 16 is a bottom view thereof;
 FIG. 17 is a front perspective view of another embodiment of an electronic device showing our new design;
 FIG. 18 is a rear perspective view thereof;
 FIG. 19 is a front view thereof;
 FIG. 20 is a rear view thereof;
 FIG. 21 is a side view thereof;
 FIG. 22 is another side view thereof;
 FIG. 23 is a top view thereof; and,
 FIG. 24 is a bottom view thereof.

The broken line showing of portions of the electronic device are for the purpose of illustrating environment structure and form no part of the claimed design. The shade lines in the Figures show contour and not surface ornamentation

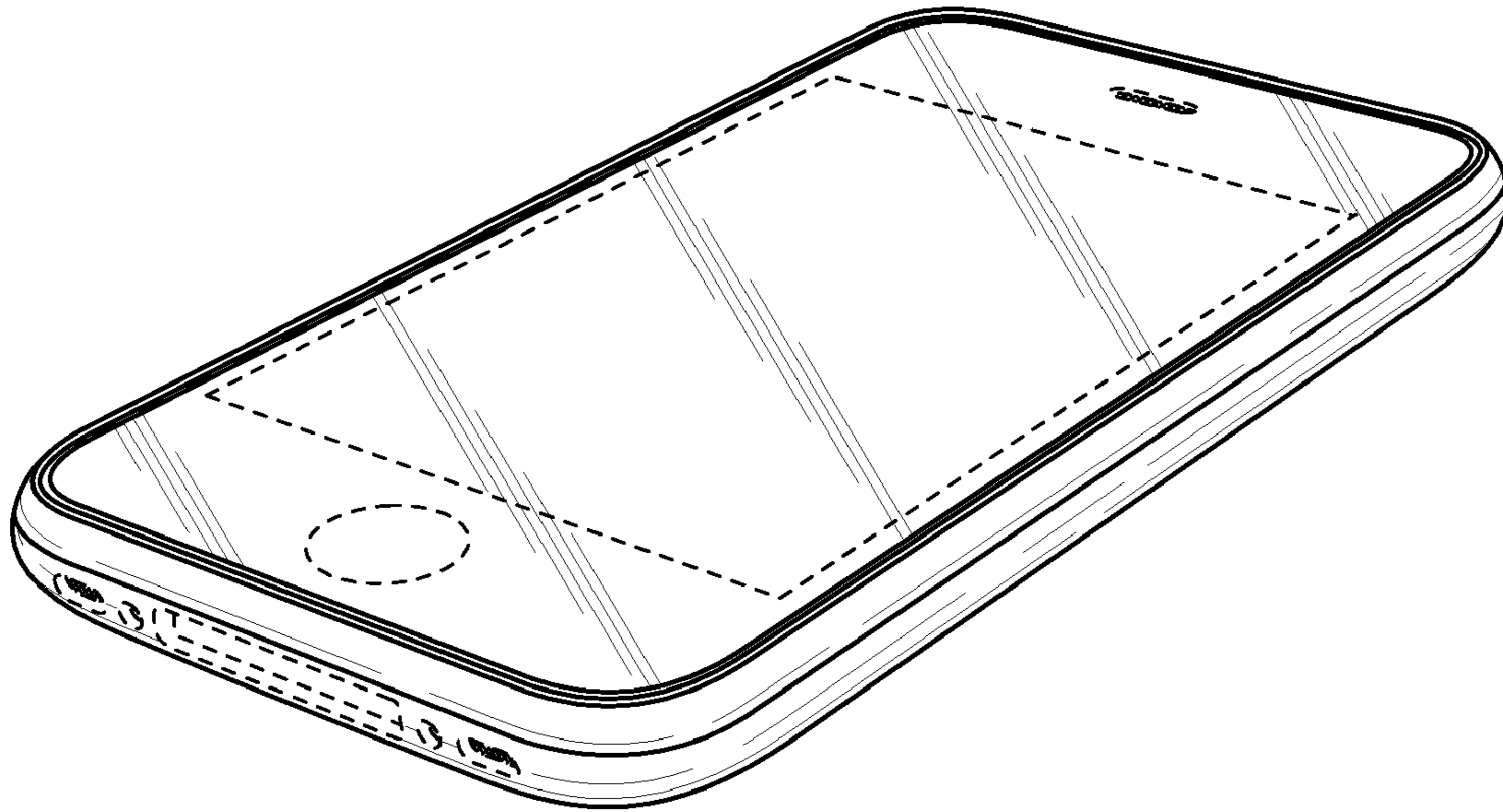


FIG. 1




FIG. 2




FIG. 3




FIG. 4

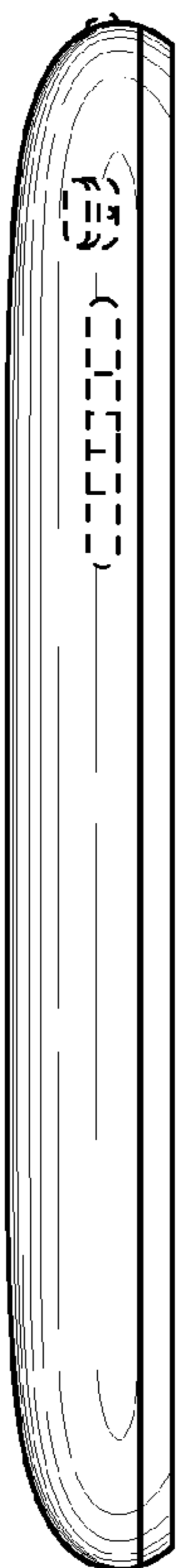


FIG. 5

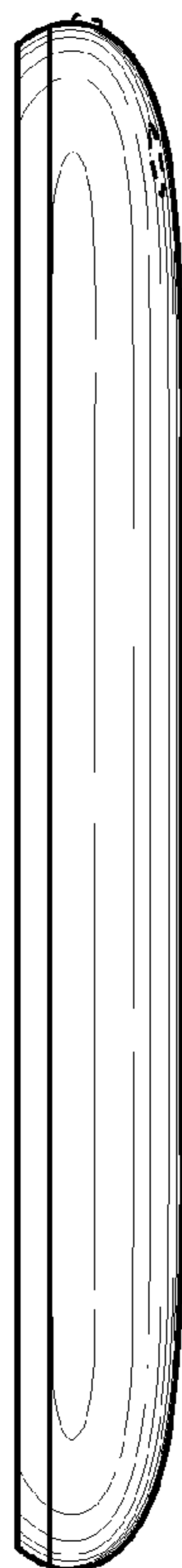


FIG. 6

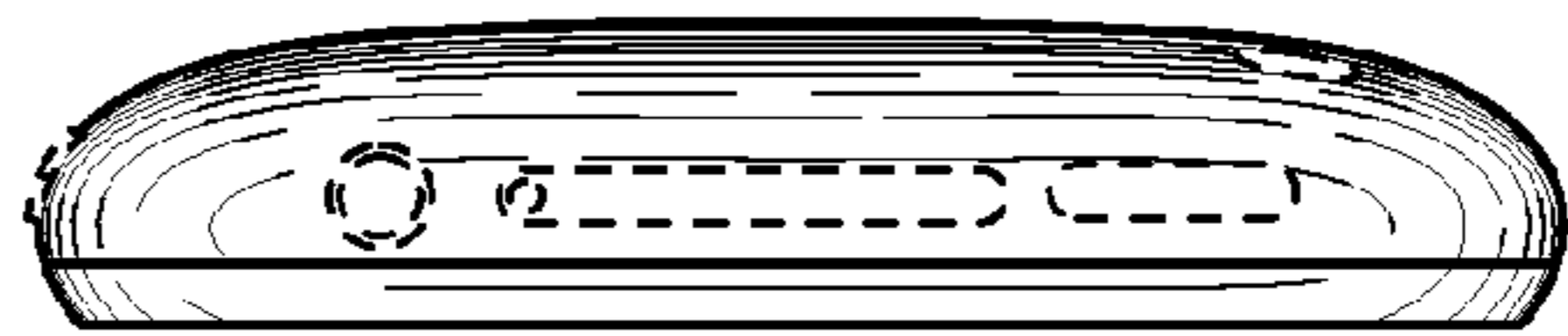


FIG. 7

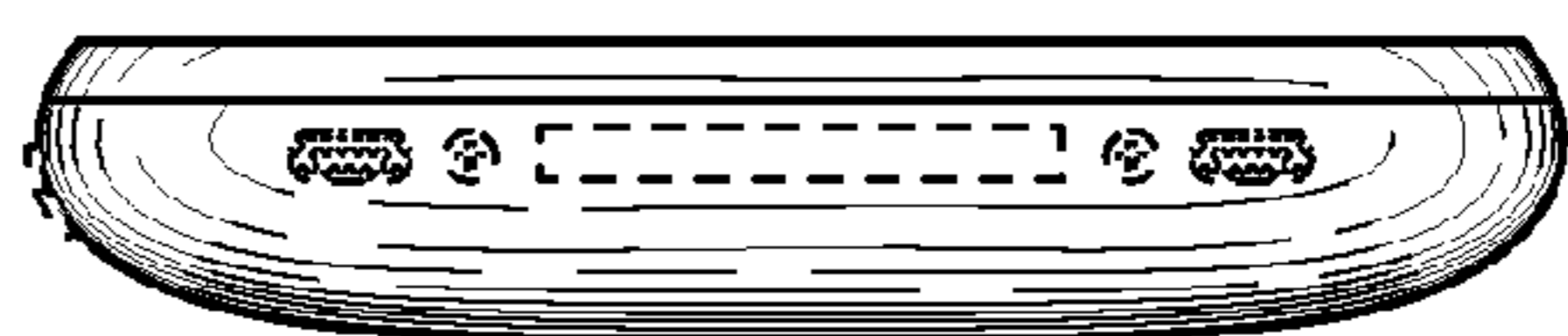


FIG. 8

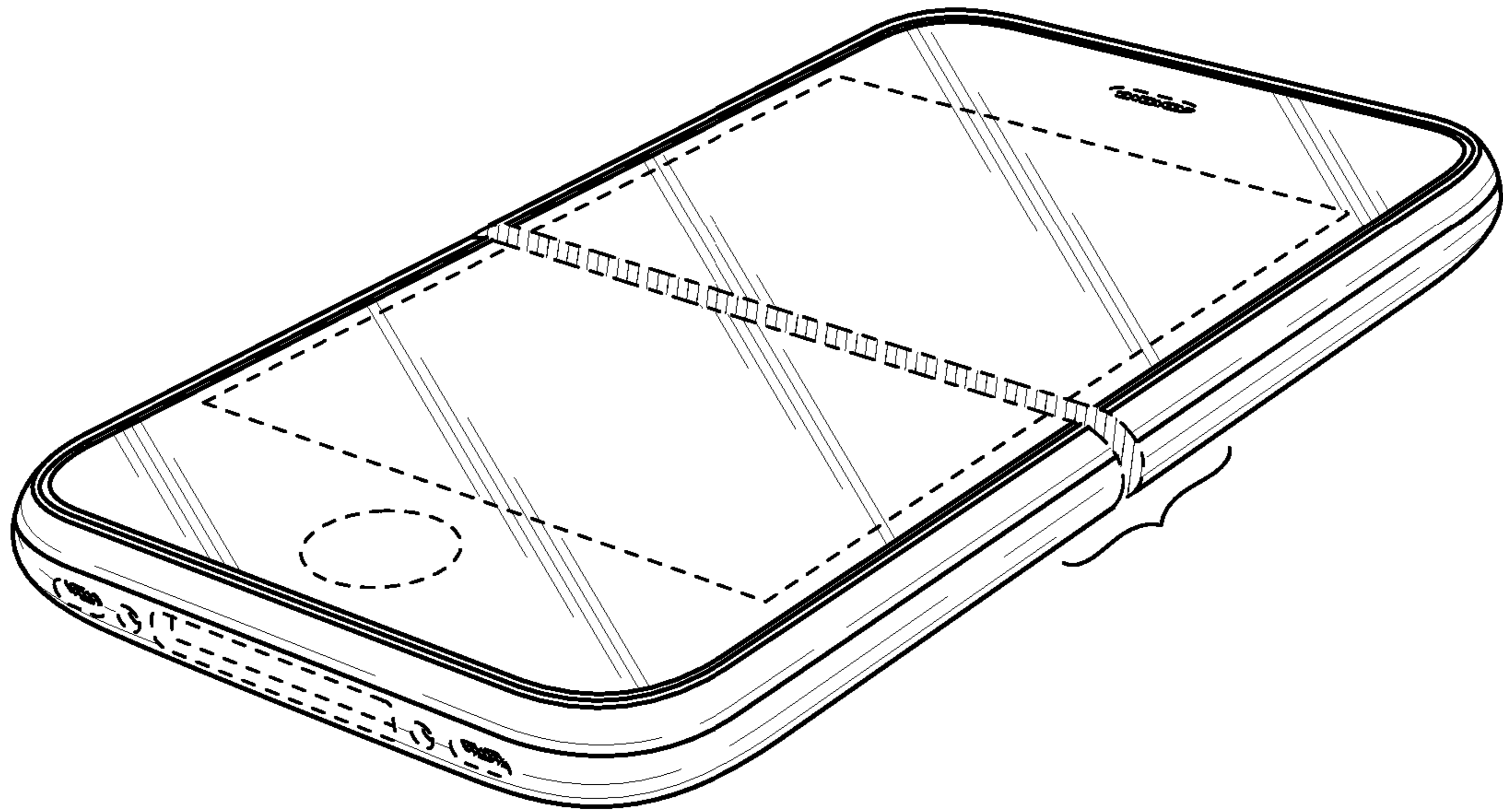


FIG. 9

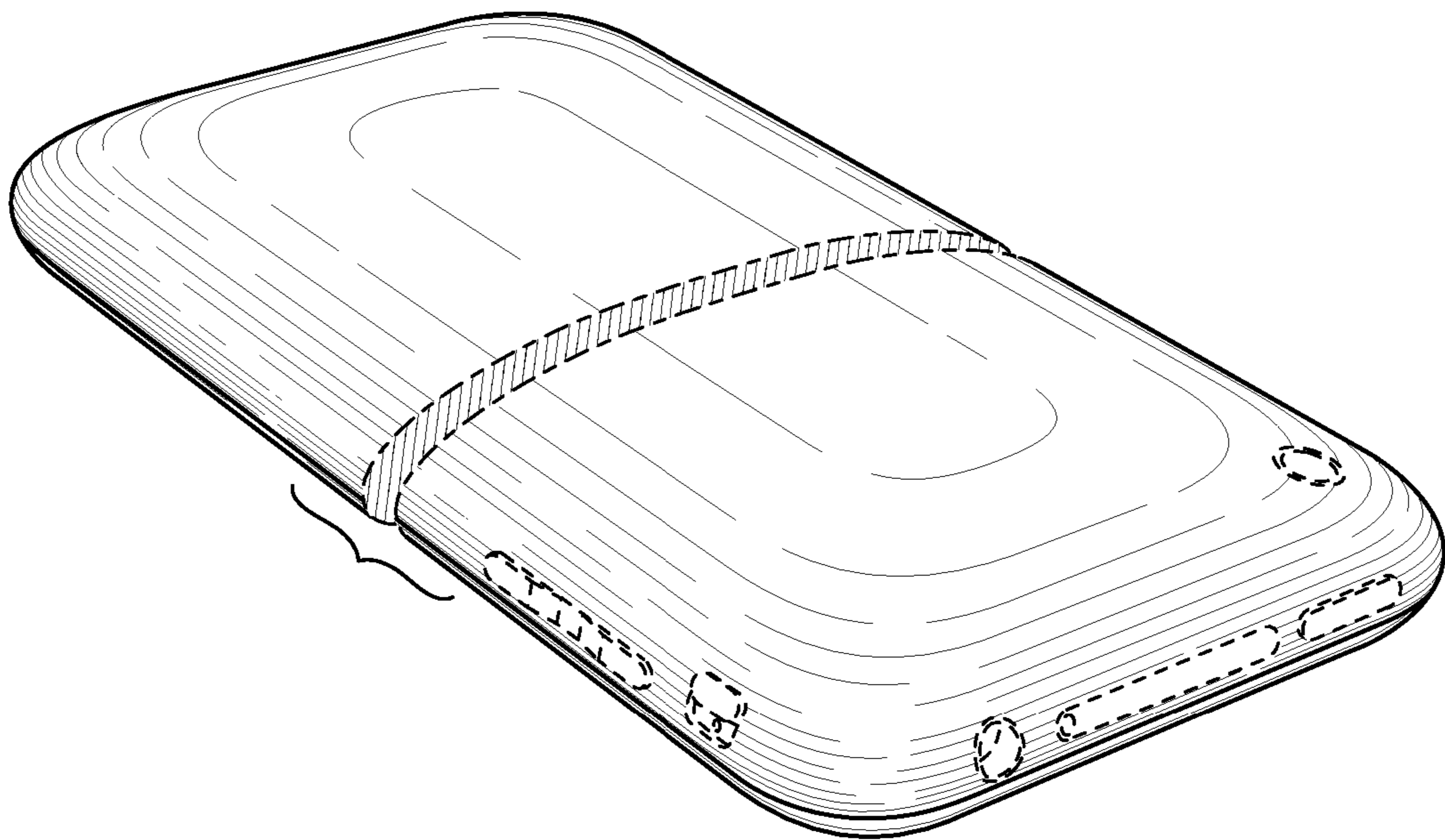


FIG. 10

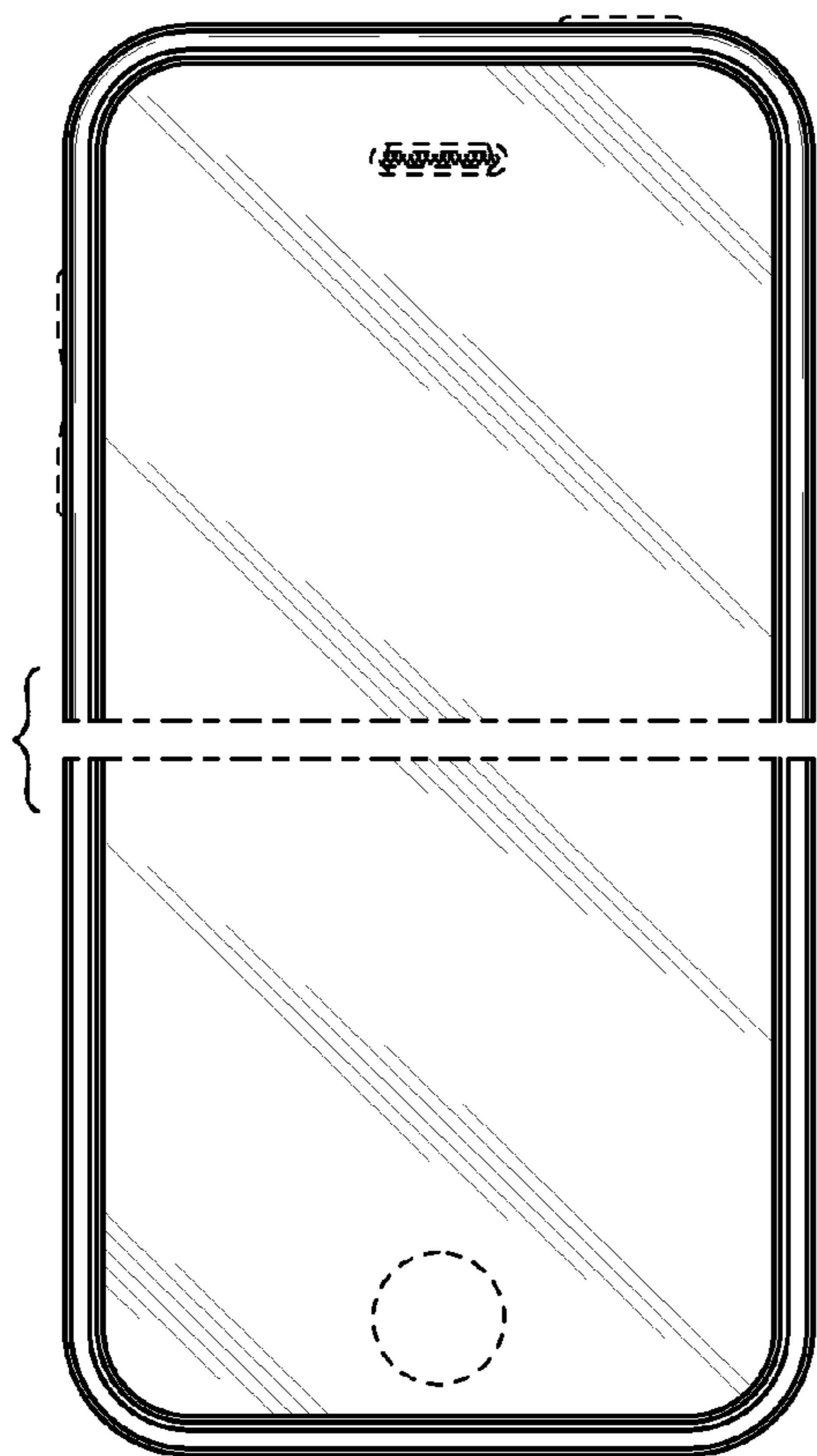


FIG. 11

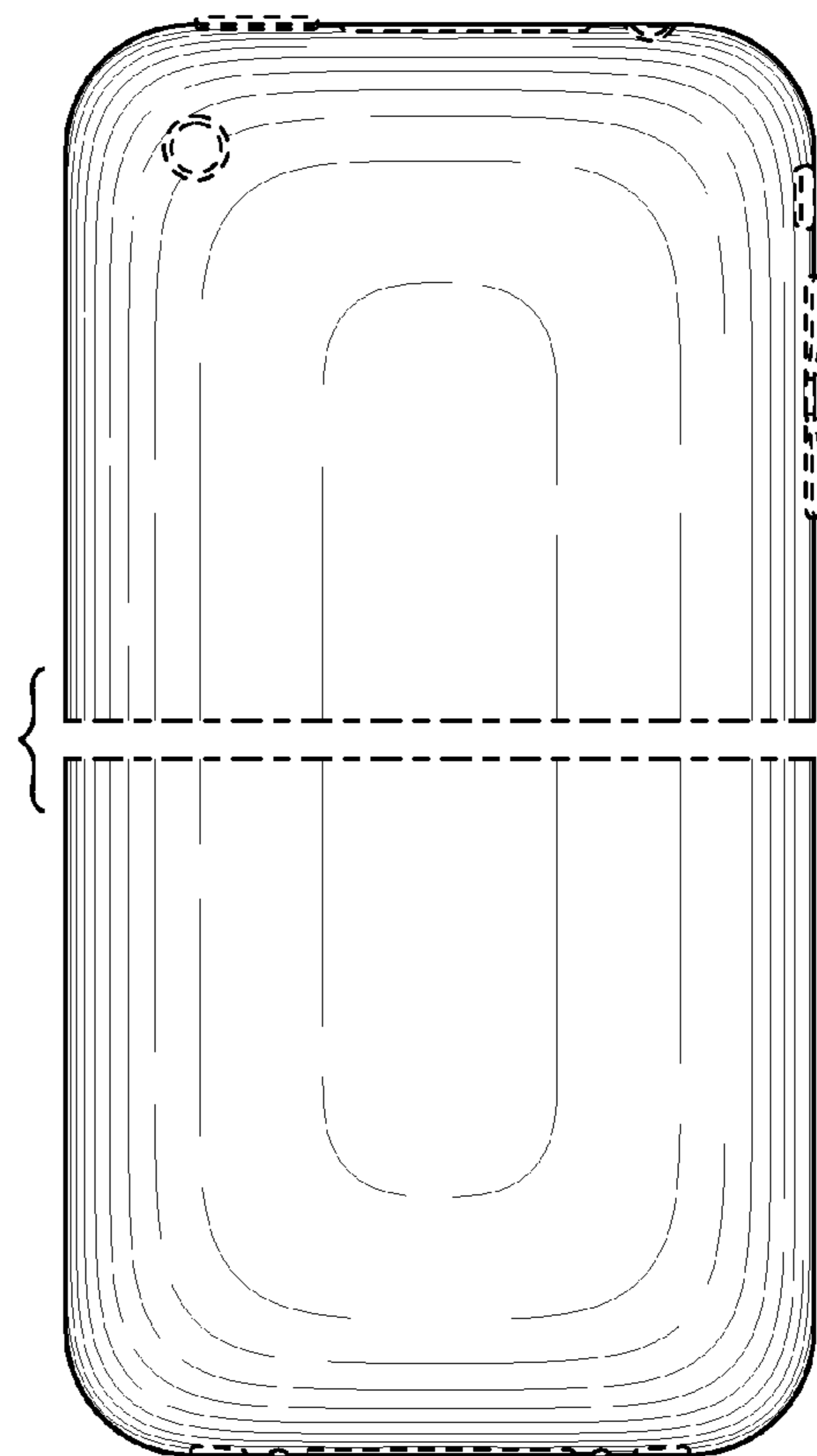


FIG. 12

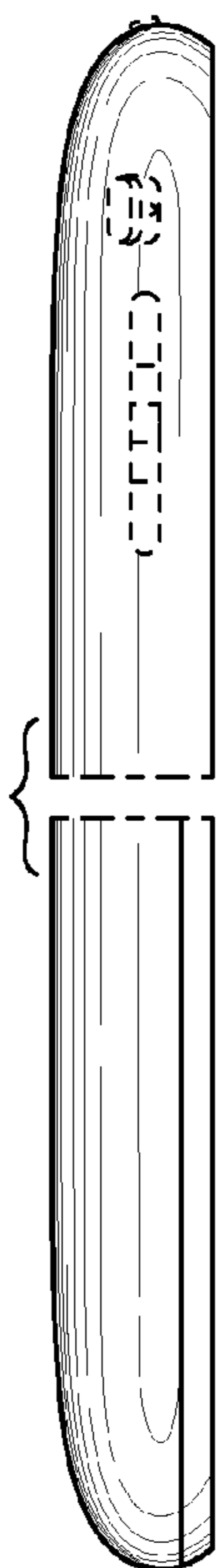


FIG. 13

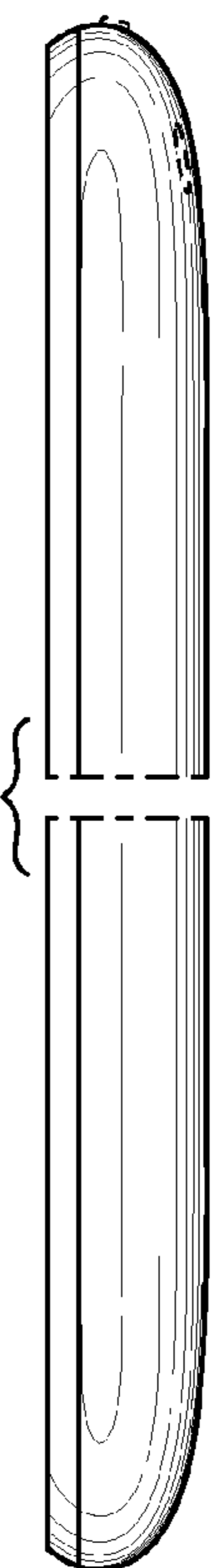


FIG. 14




FIG. 15

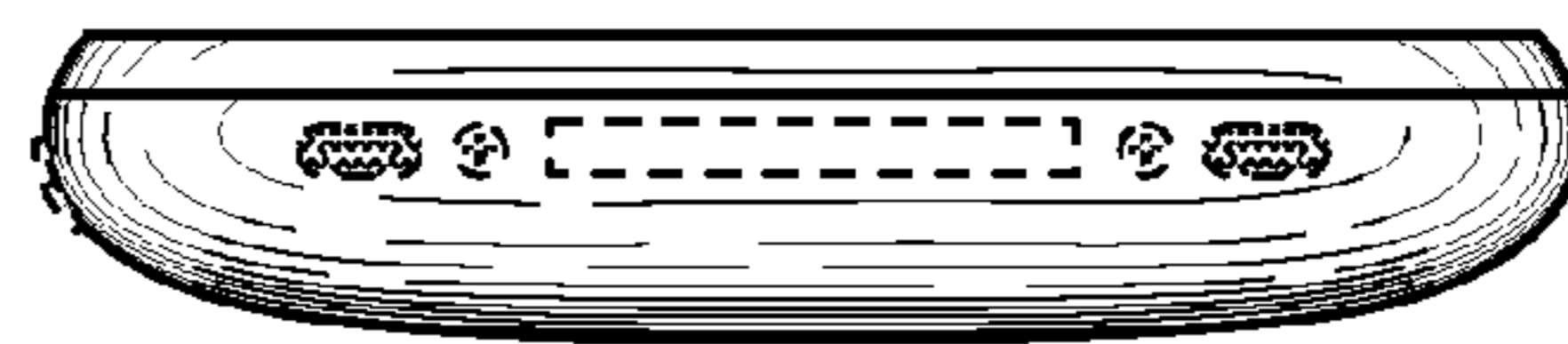


FIG. 16

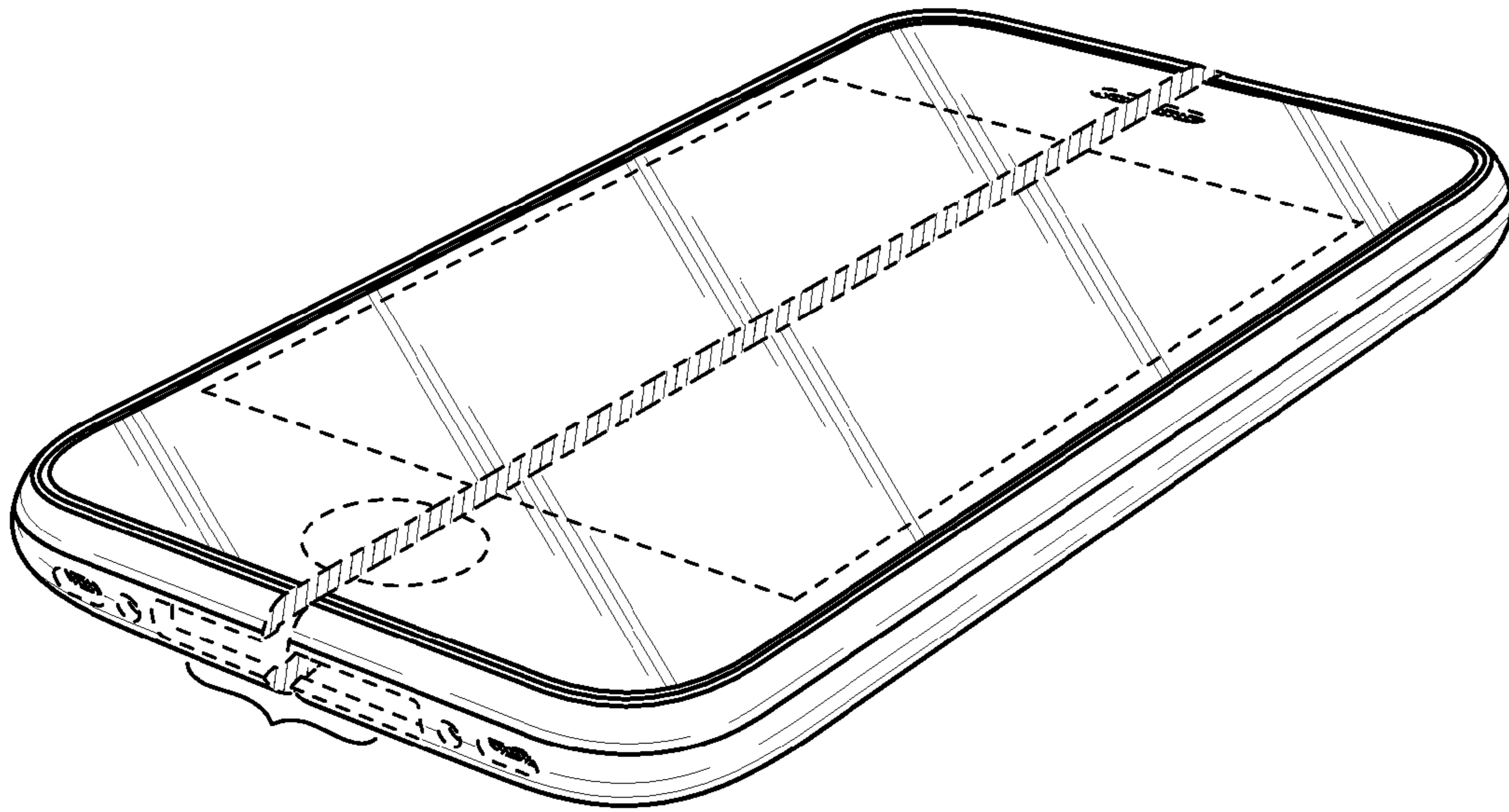


FIG. 17

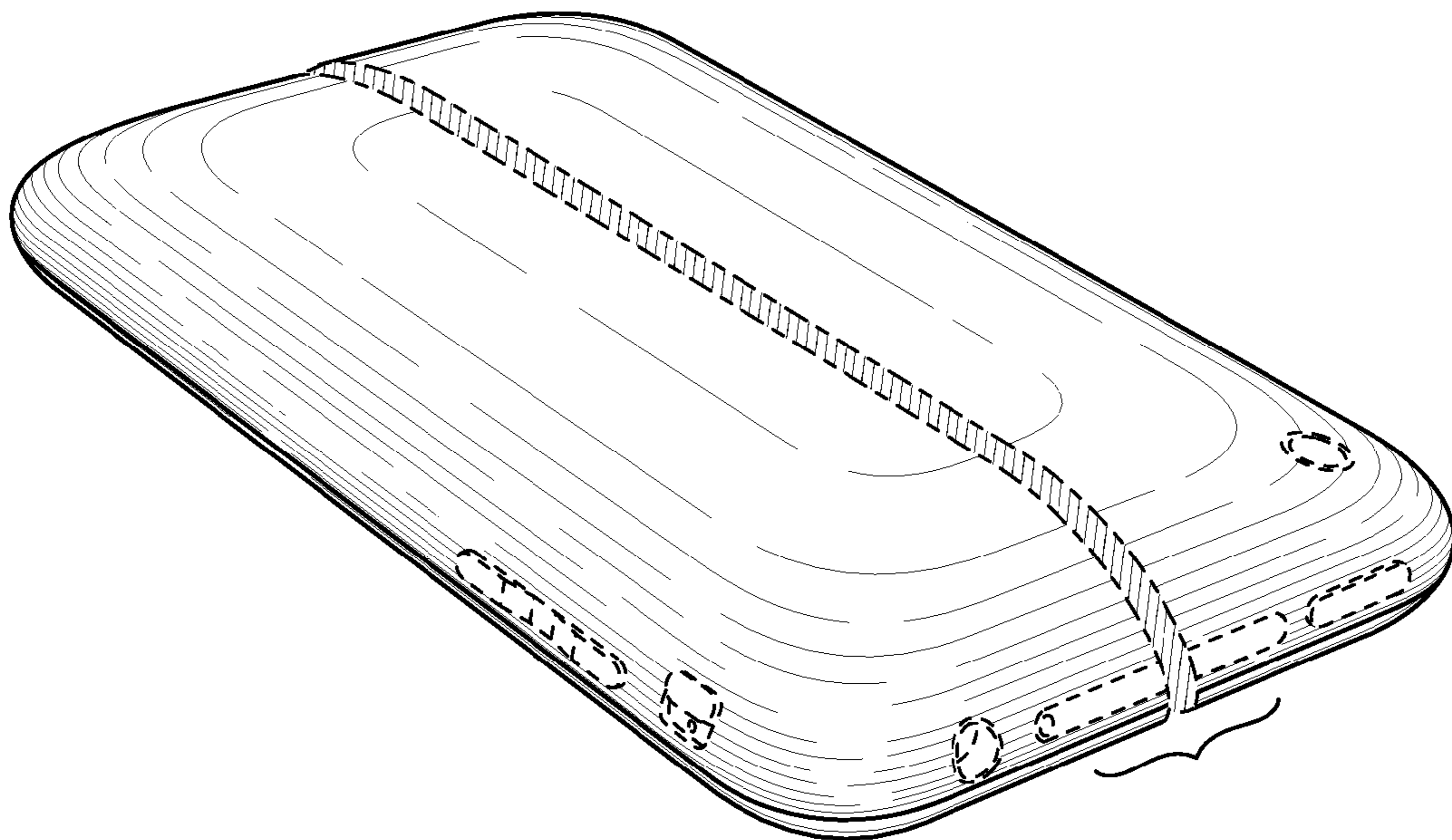


FIG. 18

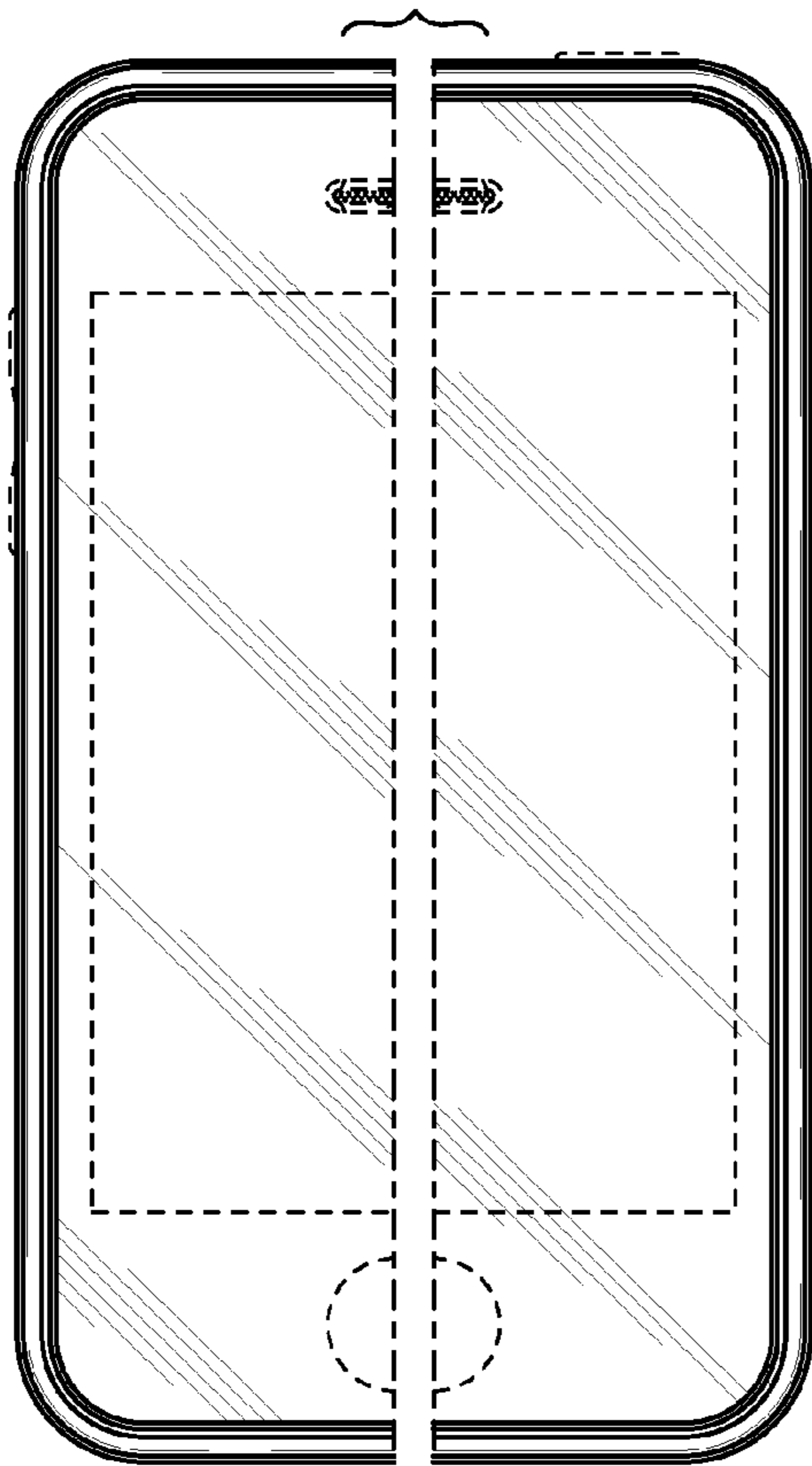


FIG. 19

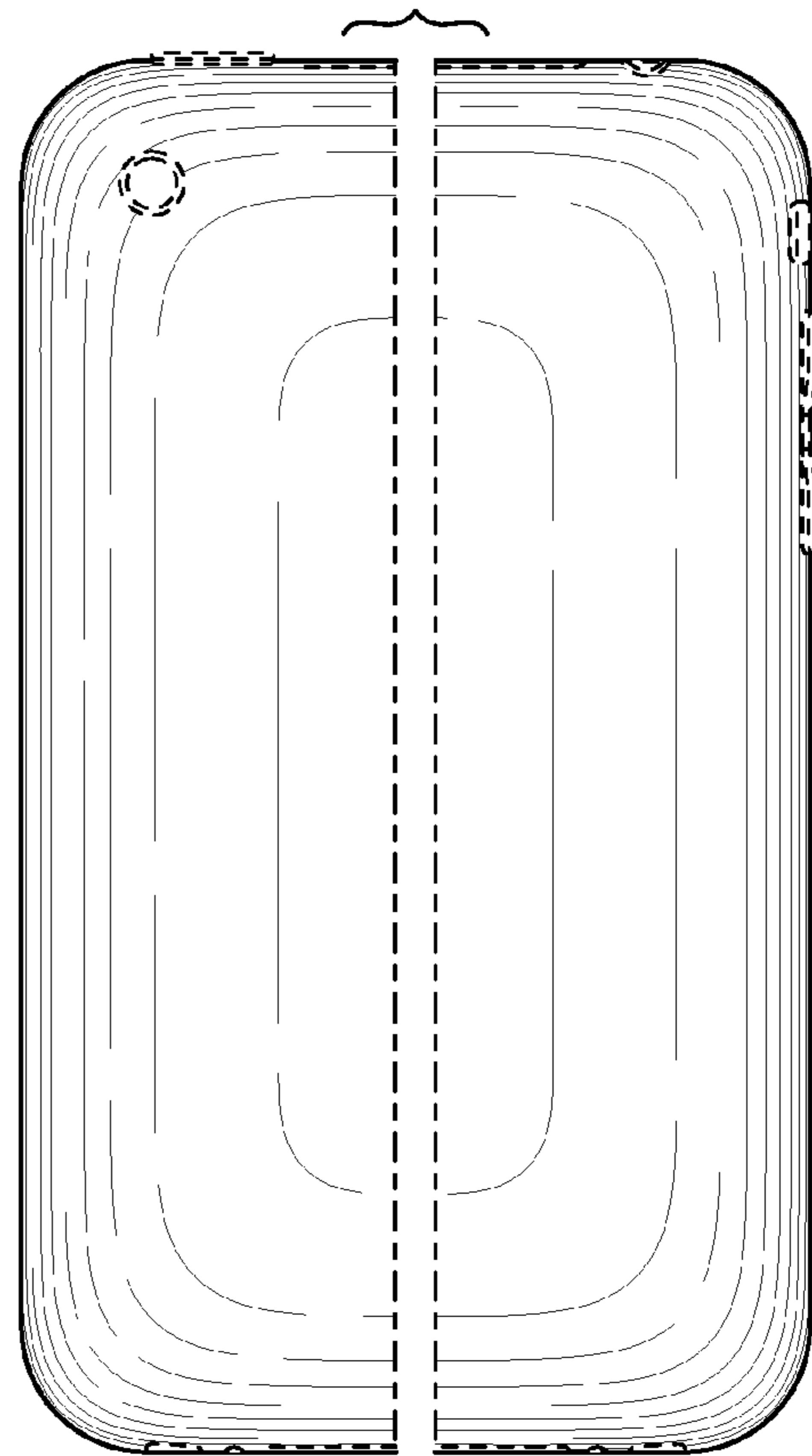


FIG. 20

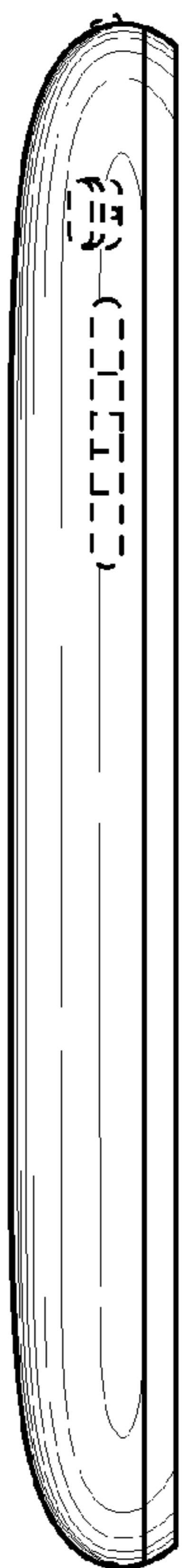


FIG. 21

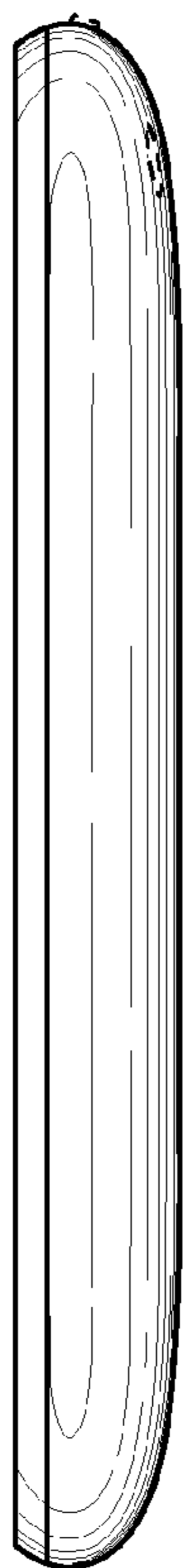


FIG. 22

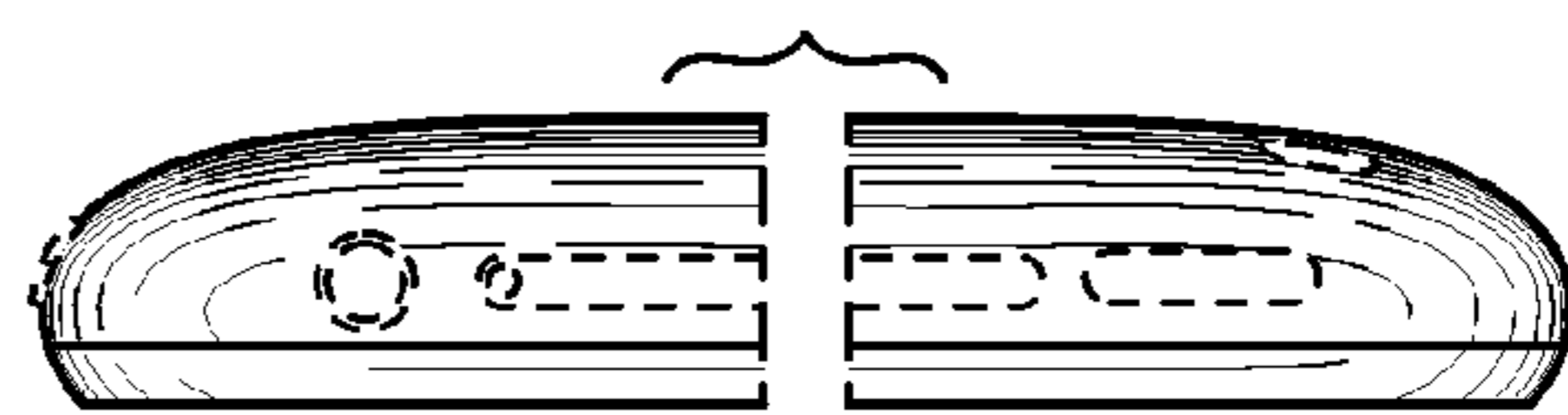


FIG. 23



FIG. 24