



US00D600238S

(12) **United States Design Patent**
Bower

(10) **Patent No.:** **US D600,238 S**

(45) **Date of Patent:** **** Sep. 15, 2009**

(54) **FRONT COVER FOR A HANDSET**

(75) Inventor: **Kenneth Bower**, Vista, CA (US)

(73) Assignee: **Nokia Corporation**, Espoo (FI)

(**) Term: **14 Years**

(21) Appl. No.: **29/334,977**

(22) Filed: **Apr. 6, 2009**

Related U.S. Application Data

(62) Division of application No. 29/247,383, filed on Jun. 14, 2006, now Pat. No. Des. 589,919.

(51) **LOC (9) Cl.** **14-03**

(52) **U.S. Cl.** **D14/248**

(58) **Field of Classification Search** D14/137,
D14/138 R, 138 AA, 138 AB, 138 AC, 138 AD,
D14/138 C, 138 G, 147-148, 156, 191, 218,
D14/247-248, 341-347, 390, 399, 455-456,
D14/496; D16/208; D21/329, 331, 333,
D21/517; 348/14.01-14.02; 361/814; 379/433.01-433.13;
455/90.3, 556.1-556.2, 566, 575.1, 575.3,
455/575.4; D13/164, 168; 439/165; 343/702;
345/167, 168, 169; D10/65, 78, 104; D18/7
See application file for complete search history.

(56) **References Cited**

U.S. PATENT DOCUMENTS

D514,079 S * 1/2006 Lai D14/138 AA

(Continued)

FOREIGN PATENT DOCUMENTS

WO DM/066599 * 4/2005

OTHER PUBLICATIONS

Asus V75 pictures, announced May 2006, <URL:http://www.gsmarena.com/asus_v75-pictures-1729.php>, retrieved from internet May 10, 2009.*

Nokia 6070 pictures, announced Feb. 2006, <URL:http://www.gsmarena.com/nokia_6070-pictures-1433.php>, retrieved from internet May 10, 2009.*

Phillips 362, announced 2Q 2005, <URL:http://www.gsmarena.com/phillips_362-pictures-1184.php>, retrieved from internet May 26, 2008.

Samsung Z150, announced Feb. 2006, <URL:http://www.gsmarena.com/samsung_z150-pictures-1444.php>, retrieved from Internet May 26, 2008.

Primary Examiner—Ian Simmons

Assistant Examiner—Carla Jobe Wright

(74) *Attorney, Agent, or Firm*—Banner & Witcoff, Ltd.

(57) **CLAIM**

The ornamental design for a front cover for a handset, as shown and described.

DESCRIPTION

FIG. 1 is a bottom plan view of a front cover for a handset showing my new design in isolation;

FIG. 2 is a right side view thereof;

FIG. 3 is a front view thereof;

FIG. 4 is a left side view thereof;

FIG. 5 is a top plan view thereof;

FIG. 6 is a perspective front view thereof;

FIG. 7 is a bottom plan view of a front cover for a handset of FIGS. 1-6 showing my new design in an alternative environment of a handset;

FIG. 8 is a right side view thereof;

FIG. 9 is a front view thereof;


FIG. 10 is a left side view thereof;

FIG. 11 is a top plan view thereof; and,

FIG. 12 is a perspective front view thereof.

The broken line showing of the remainder of the handset in FIGS. 7-12 is for illustrative purposes only and forms no part of the claimed design.

1 Claim, 4 Drawing Sheets



US D600,238 S

Page 2

U.S. PATENT DOCUMENTS

D522,988 S	6/2006	Sheu		D561,145 S	2/2008	Tao et al.	
D536,681 S	2/2007	Surtouc		D563,379 S *	3/2008	Mai et al.	D14/138 AA
D538,770 S	3/2007	Lyles		D570,835 S *	6/2008	Cobb et al.	D14/248
D539,257 S	3/2007	Obata et al.		D583,369 S *	12/2008	Boyd et al.	D14/248
D540,773 S	4/2007	Meng et al.		D584,722 S *	1/2009	Okkonen	D14/248
D546,316 S *	7/2007	Wu et al.	D14/138 AA	D586,342 S *	2/2009	Stone	D14/248
D549,208 S *	8/2007	Huang et al.	D14/138 AA	D591,279 S *	4/2009	Liu	D14/248
D549,677 S	8/2007	Fahlgren		D591,281 S *	4/2009	Nenonen	D14/248
D549,700 S *	8/2007	Lyles	D14/248	2004/0204060 A1	10/2004	Makinouchi et al.	
D555,141 S *	11/2007	Ho	D14/138 AA	2007/0296702 A1 *	12/2007	Strawn et al.	345/169

* cited by examiner




FIG. 1



FIG. 2




FIG. 3



FIG. 4




FIG. 5

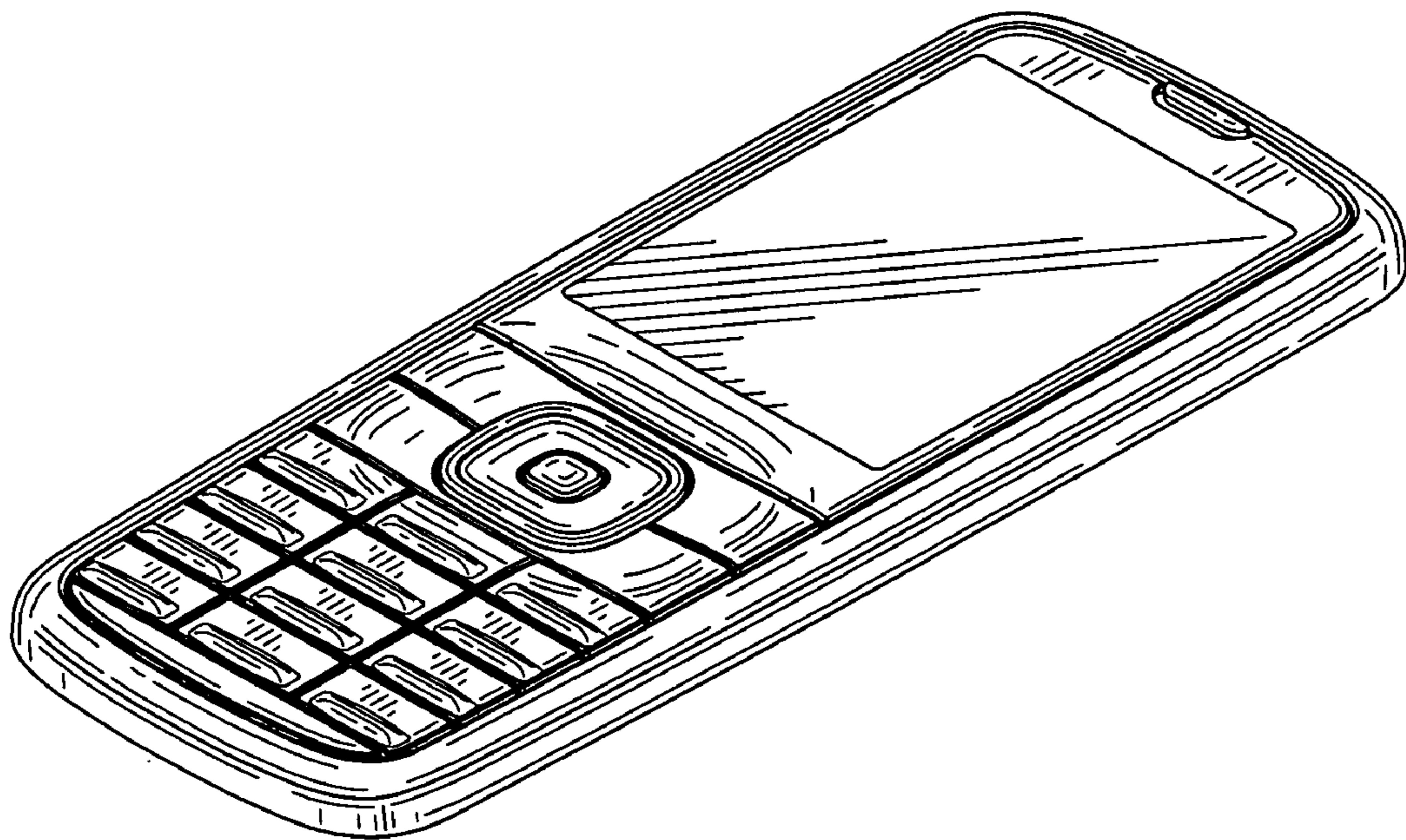


FIG. 6




FIG. 7




FIG. 8

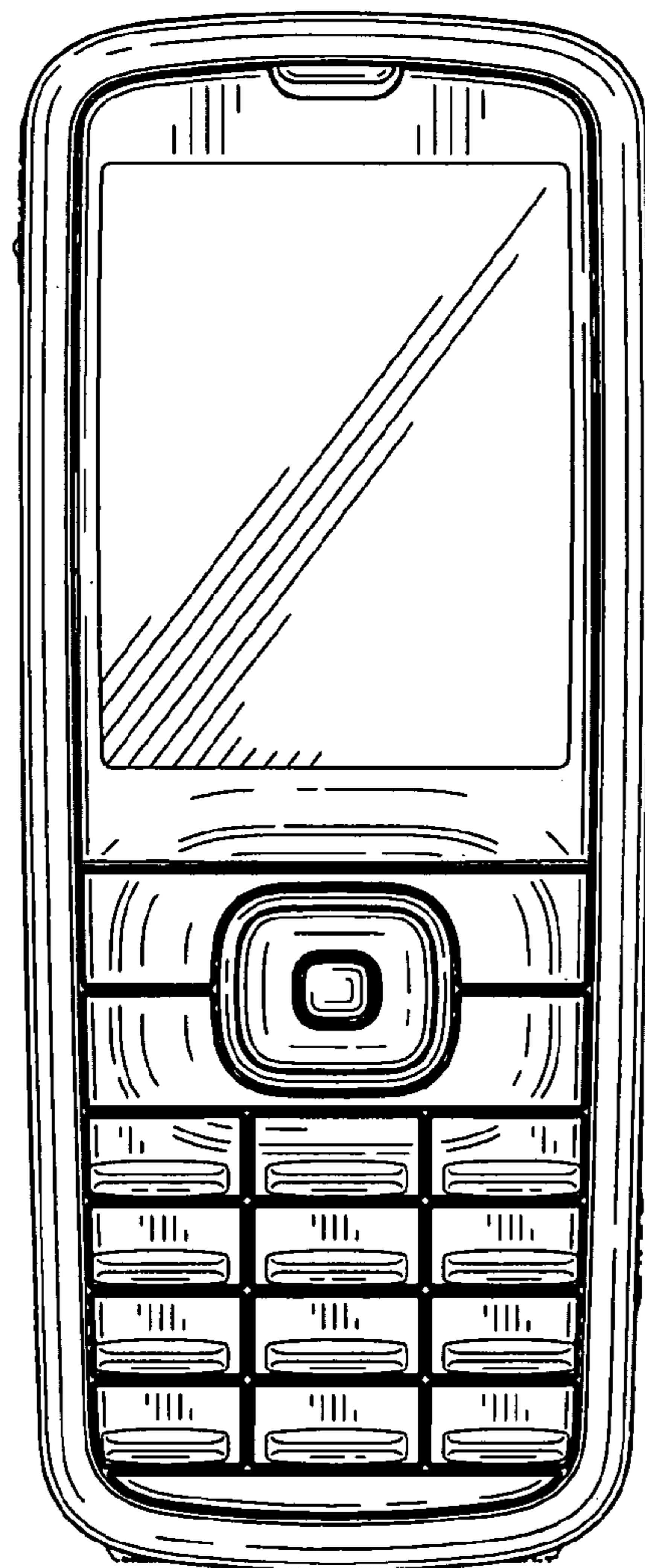


FIG. 9




FIG. 10




FIG. 11

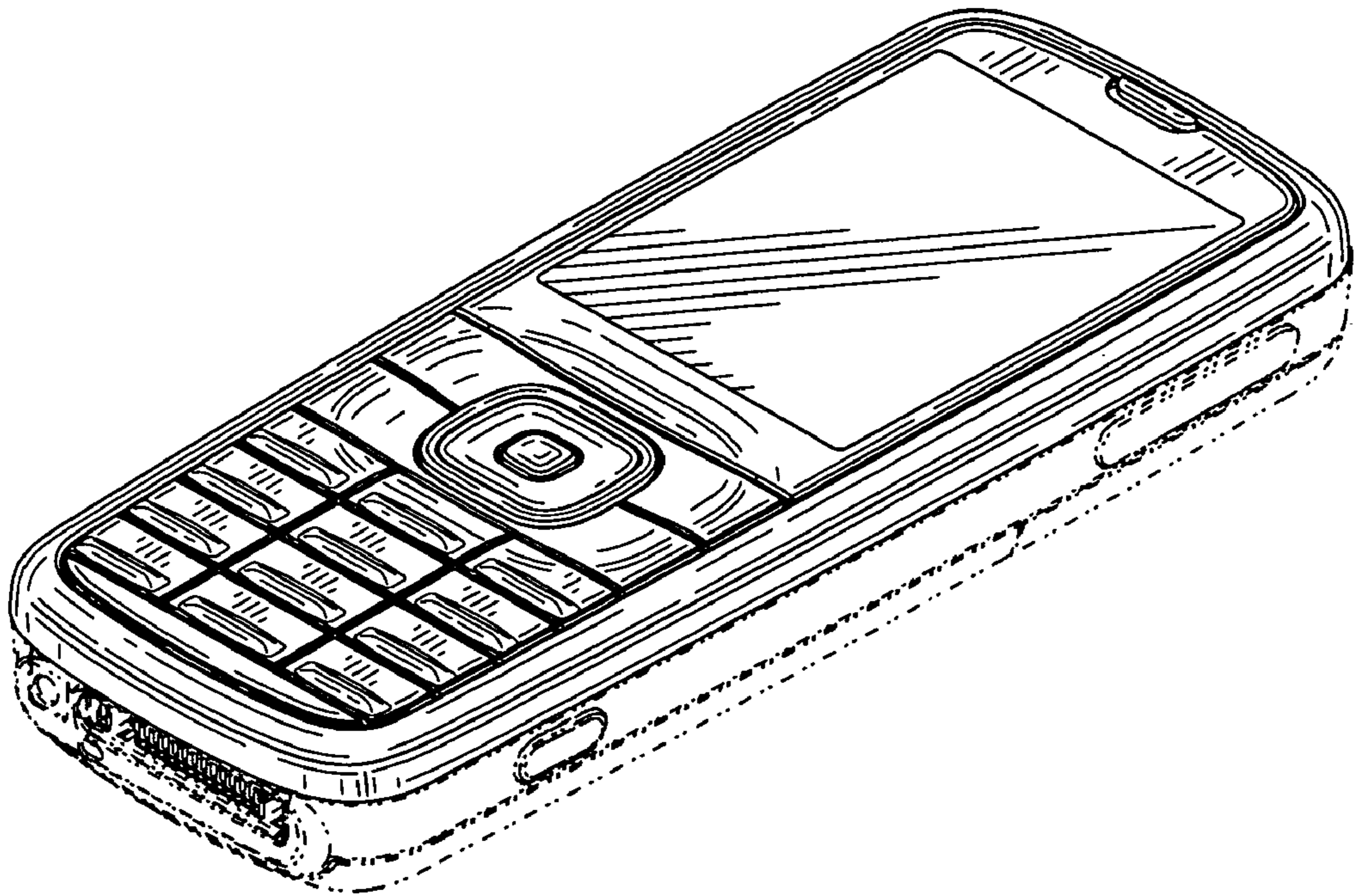


FIG. 12