



US00D600183S

(12) **United States Design Patent**  
**Habib**

(10) **Patent No.:** **US D600,183 S**

(45) **Date of Patent:** **\*\* Sep. 15, 2009**

(54) **DECORATIVE ELEMENT FOR A VEHICLE**

5,599,608 A \* 2/1997 Yamamoto et al. .... 428/192  
D447,983 S \* 9/2001 Stoddard et al. .... D12/91

(75) Inventor: **Karim Habib**, Munich (DE)

\* cited by examiner

(73) Assignee: **Bayerische Motoren Werke  
Aktiengesellschaft**, Munich (DE)

*Primary Examiner*—Caron Veynar  
*Assistant Examiner*—Katrina A Kile

(\*\*) Term: **14 Years**

(74) *Attorney, Agent, or Firm*—Crowell & Moring LLP

(21) Appl. No.: **29/290,078**

(57) **CLAIM**

(22) Filed: **Oct. 17, 2007**

The ornamental design for a pair of decorative elements for a vehicle, as shown and described.

(30) **Foreign Application Priority Data**

**DESCRIPTION**

Apr. 18, 2007 (DE) ..... 40702112

FIG. 1 is a front elevated perspective view of a first embodiment of a pair of decorative elements for a vehicle according to my novel design;

(51) **LOC (9) Cl.** ..... **12-16**

(52) **U.S. Cl.** ..... **D12/190**

(58) **Field of Classification Search** ..... D12/190,  
D12/181, 400, 90, 91, 92, 114, 199, 196,  
D12/197, 86, 171, 172, 173, 169, 163; D11/211,  
D11/81, 157, 133, 172; 293/102, 115, 1.07-1.08;  
D20/11, 23, 24, 25; 40/760, 591-594; 428/98-99,  
428/31

FIG. 2 is a front view thereof;

FIG. 3 is a left perspective view thereof; and

FIG. 4 is a right perspective view thereof.

See application file for complete search history.

FIG. 5 is a front elevated perspective view of a second embodiment of the pair of decorative elements for a vehicle according to my novel design;

FIG. 6 is a front view thereof;

FIG. 7 is a right perspective view thereof; and,

FIG. 8 is a left perspective view thereof.

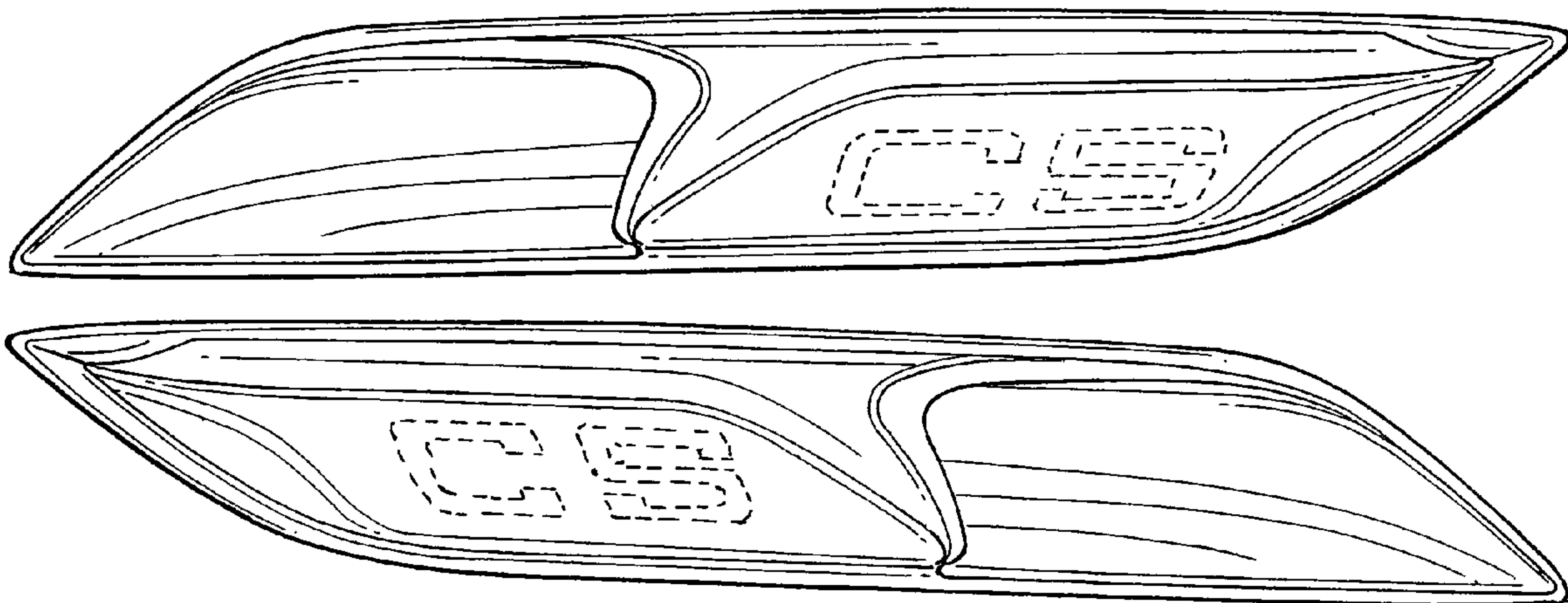
(56) **References Cited**

**U.S. PATENT DOCUMENTS**

441,467 A \* 11/1890 Cziptschirsch et al. .... 239/417  
659,987 A \* 10/1900 Marquette ..... 261/131  
D217,959 S \* 7/1970 Bott ..... D12/190  
4,617,209 A \* 10/1986 Ives ..... 428/31  
5,267,763 A \* 12/1993 Klein ..... 293/128

In the drawings, the broken lines show lettering and form no part of the claimed design.

**1 Claim, 2 Drawing Sheets**



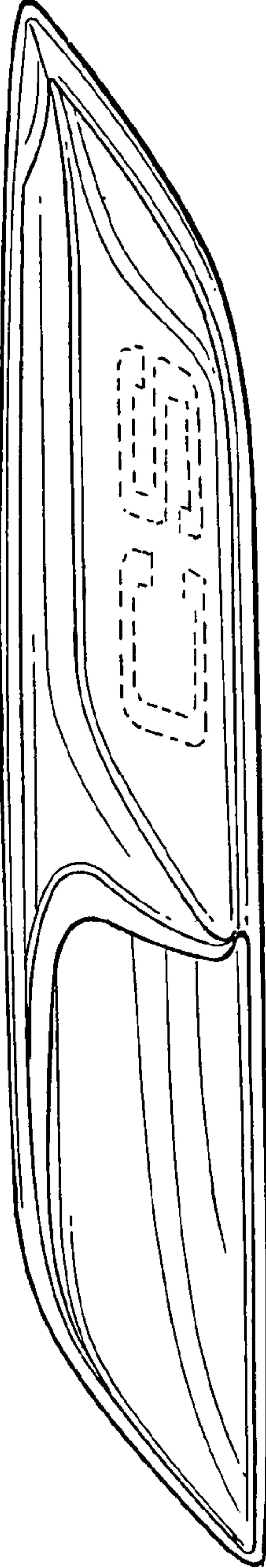


FIG. 1

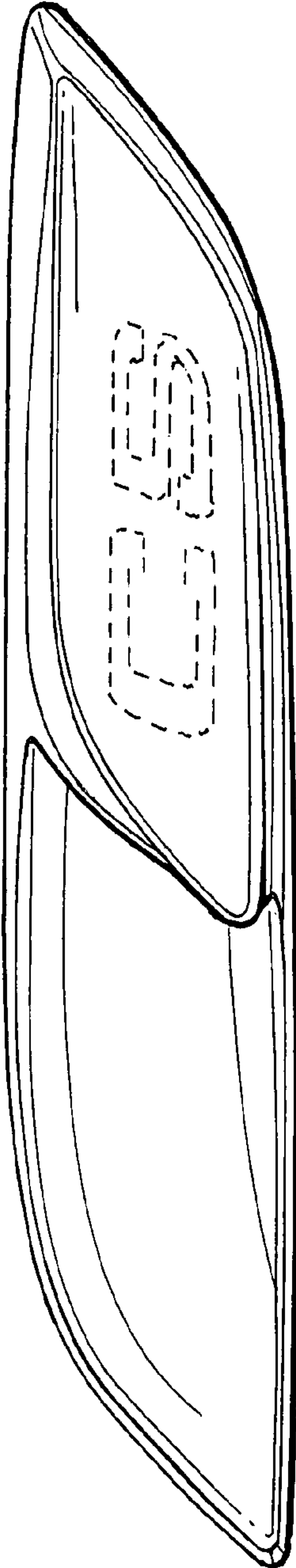


FIG. 2

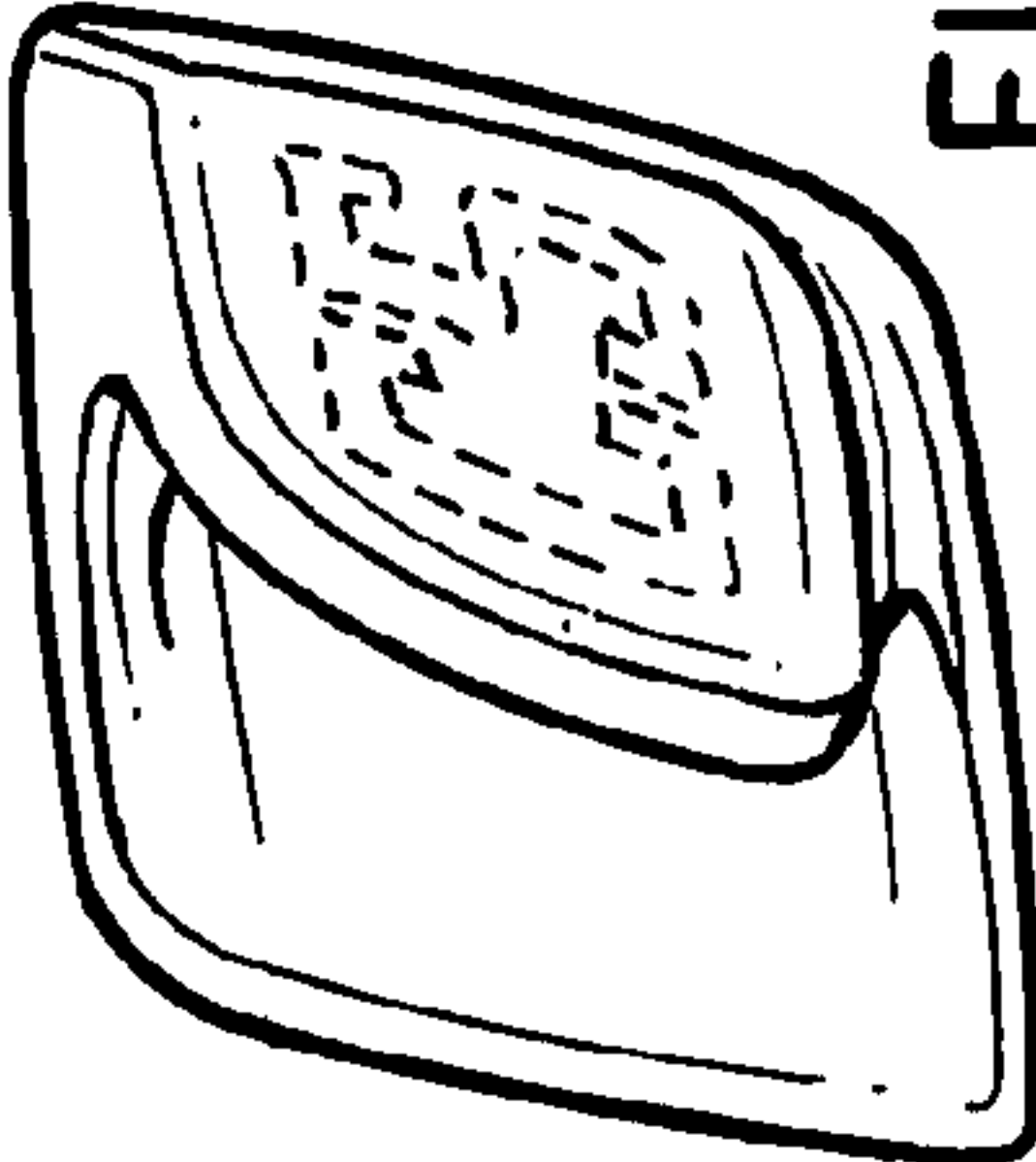


FIG. 3

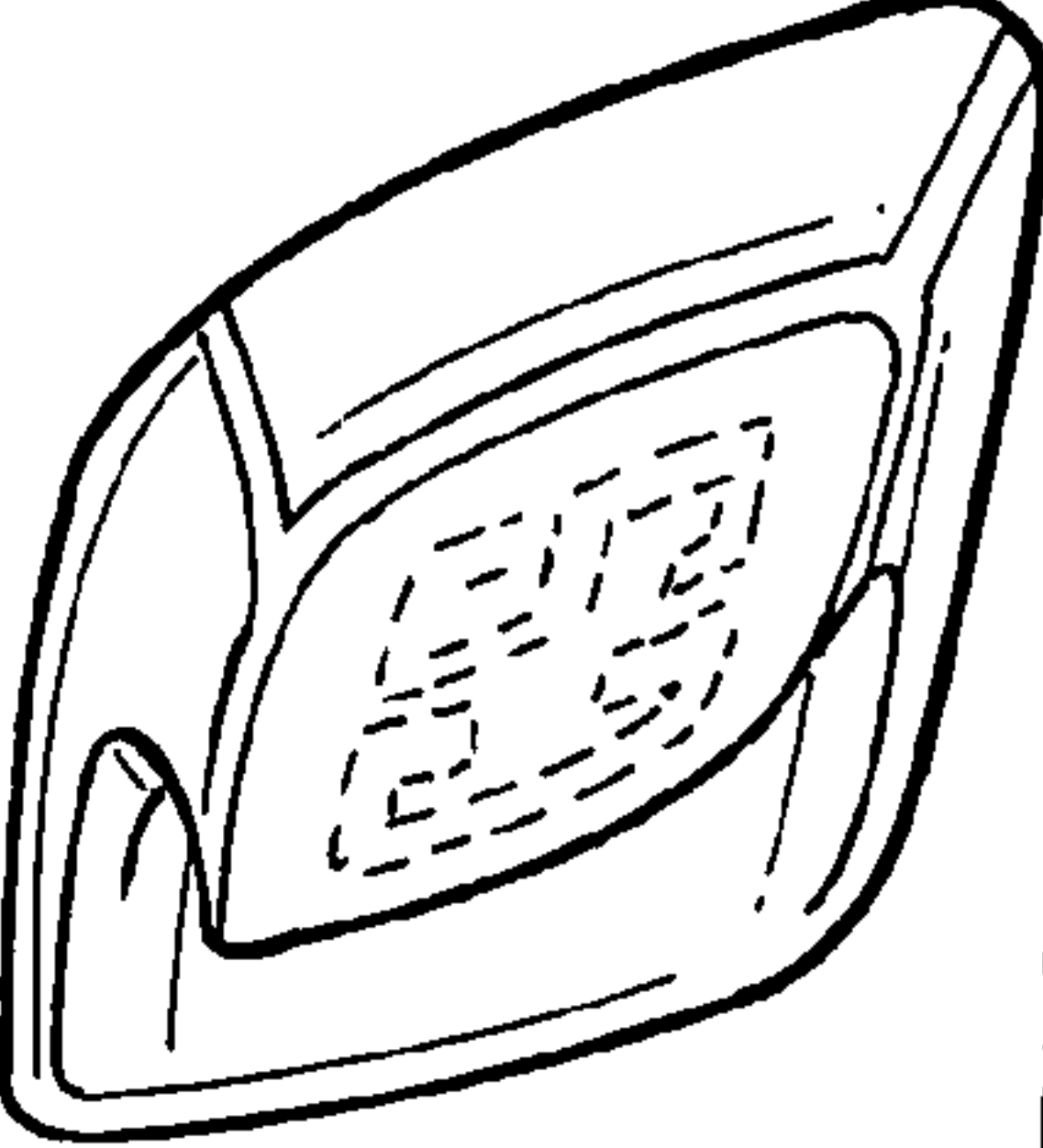


FIG. 4




FIG. 5

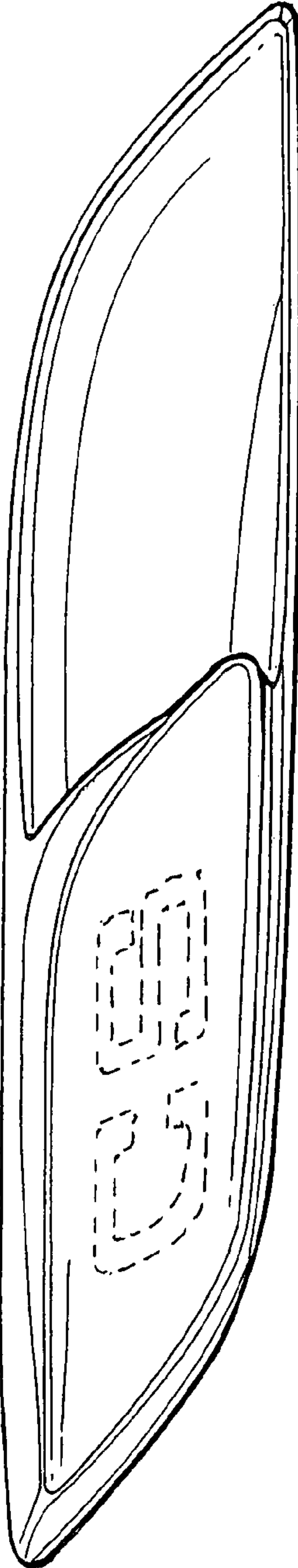


FIG. 6

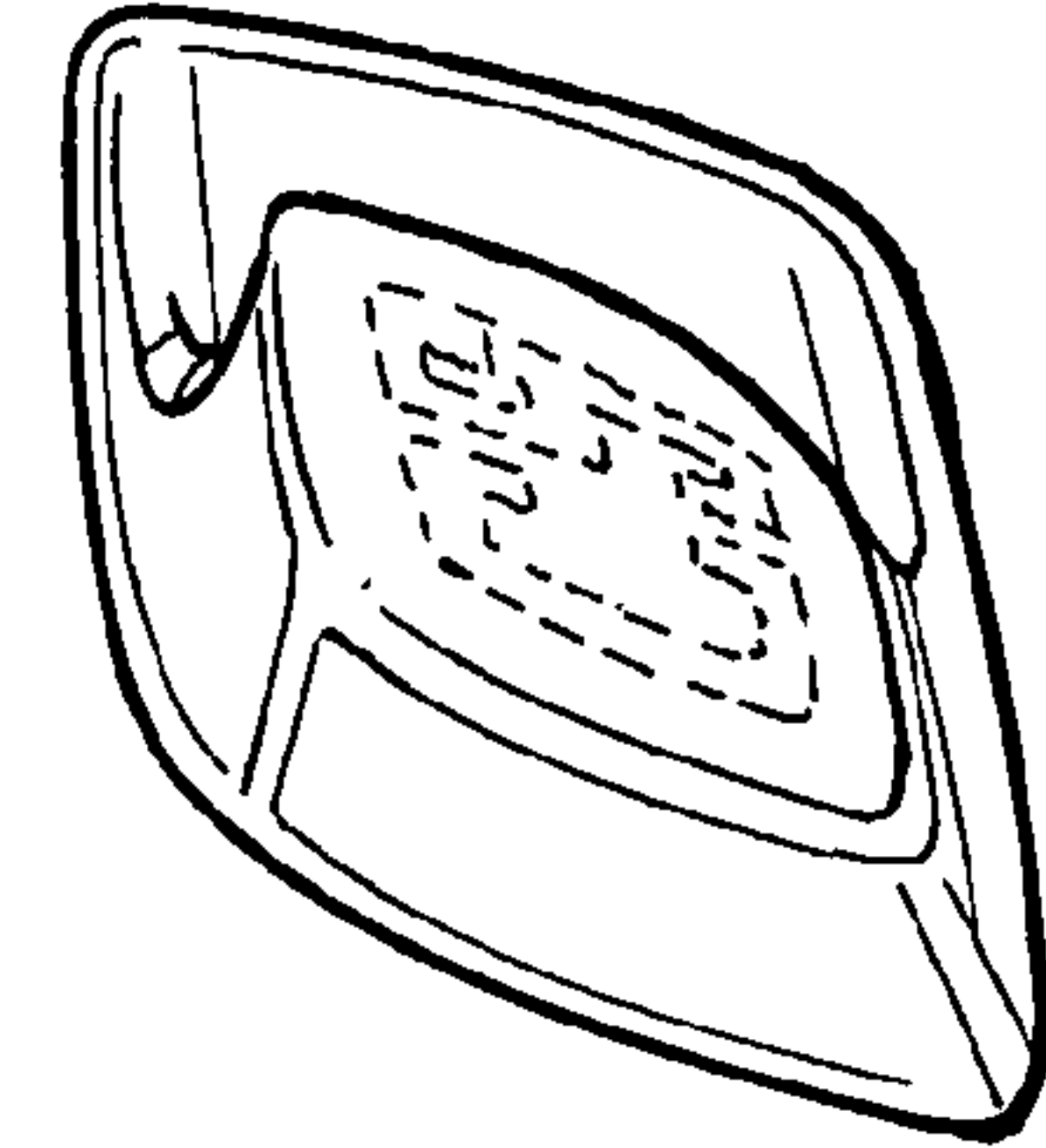


FIG. 7

FIG. 8