



US00D600176S

(12) **United States Design Patent**  
**Yamazaki et al.**

(10) **Patent No.:** **US D600,176 S**

(45) **Date of Patent:** **\*\* Sep. 15, 2009**

(54) **BUMPER FOR VEHICLE**

(75) Inventors: **Kazuki Yamazaki**, Fujisawa (JP);  
**Kouichi Ishizuka**, Paris (FR); **Matthew Weaver**, London (GB); **Bert Dehaes**,  
Twyford (GB)

(73) Assignee: **Nissan Motor Co., Ltd.**, Yokohama-shi  
(JP)

(\*\*) Term: **14 Years**

(21) Appl. No.: **29/327,110**

(22) Filed: **Oct. 30, 2008**

(30) **Foreign Application Priority Data**

May 19, 2008 (JP) ..... D2008-012352

(51) **LOC (9) Cl.** ..... **12-16**

(52) **U.S. Cl.** ..... **D12/169**

(58) **Field of Classification Search** ..... D12/169,  
D12/90-92; 293/102, 105, 113, 115, 117,  
293/120; 296/180.1, 180.2

See application file for complete search history.

(56) **References Cited**

**U.S. PATENT DOCUMENTS**

D559,744 S \* 1/2008 Hieke ..... D12/169

D559,746 S \* 1/2008 Hieke ..... D12/169

D570,262 S \* 6/2008 Elmitt ..... D12/169

D574,305 S \* 8/2008 Baum ..... D12/169

D590,306 S \* 4/2009 Saracoglu ..... D12/169

\* cited by examiner

*Primary Examiner*—Melody N Brown

(74) *Attorney, Agent, or Firm*—Foley & Lardner LLP

(57) **CLAIM**

The ornamental design for a bumper for vehicle, as shown and described.

**DESCRIPTION**

FIG. 1 is a perspective view of a bumper for vehicle;

FIG. 2 is another perspective view thereof;

FIG. 3 is a front view thereof;

FIG. 4 is a rear view thereof;

FIG. 5 is a top plan view thereof;

FIG. 6 is a bottom plan view thereof;

FIG. 7 is a right side view thereof; and,

FIG. 8 is a left side view thereof.

**1 Claim, 4 Drawing Sheets**

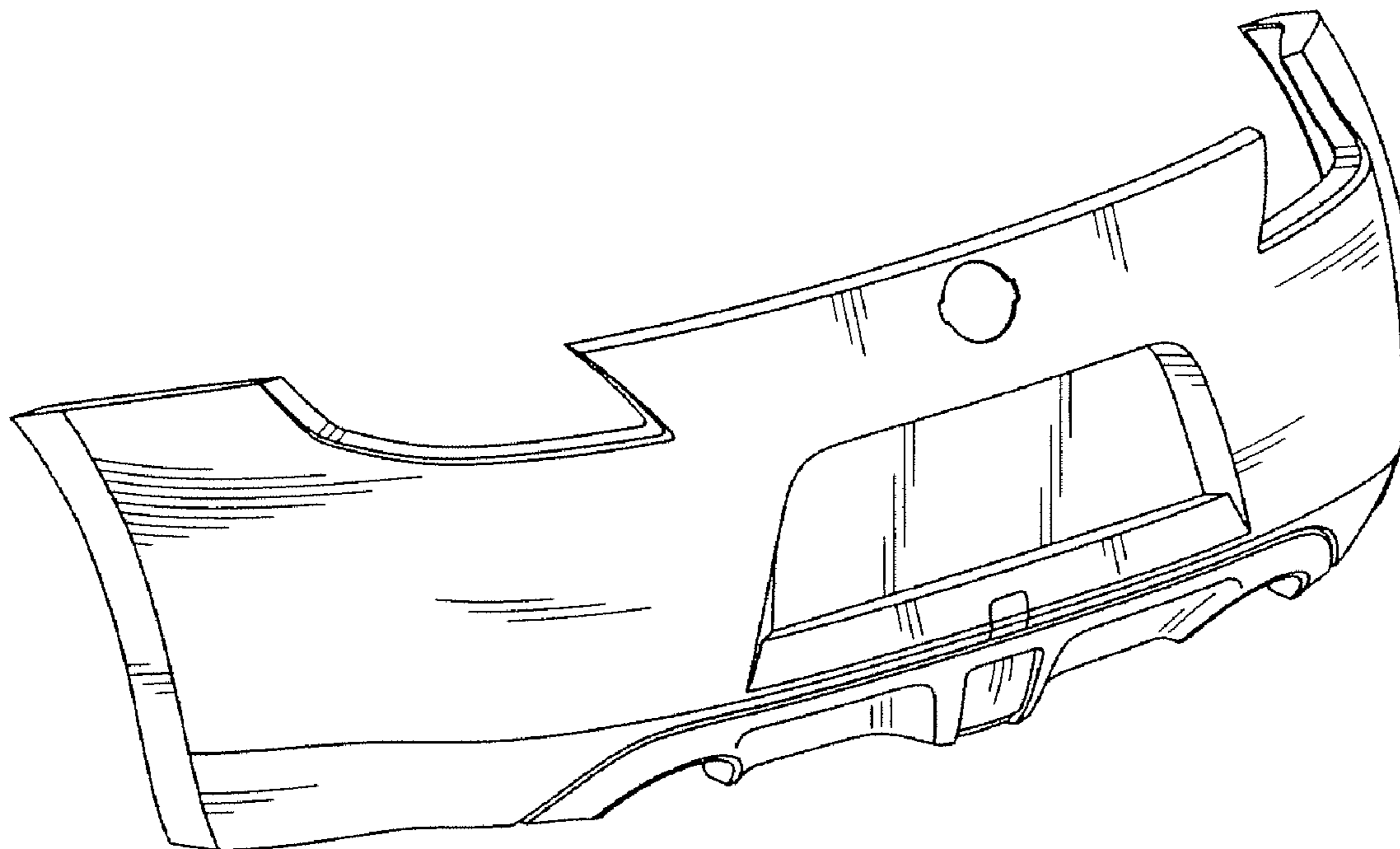


Fig.1




Fig.2




Fig.3




Fig.4

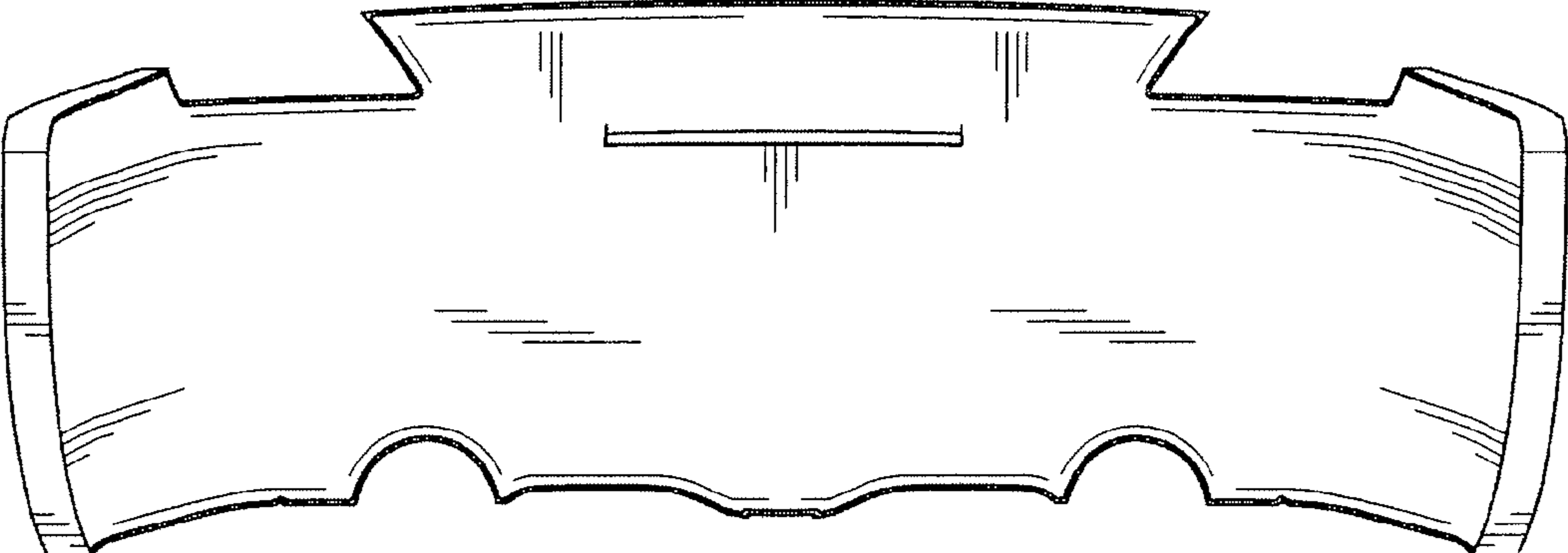


Fig.5

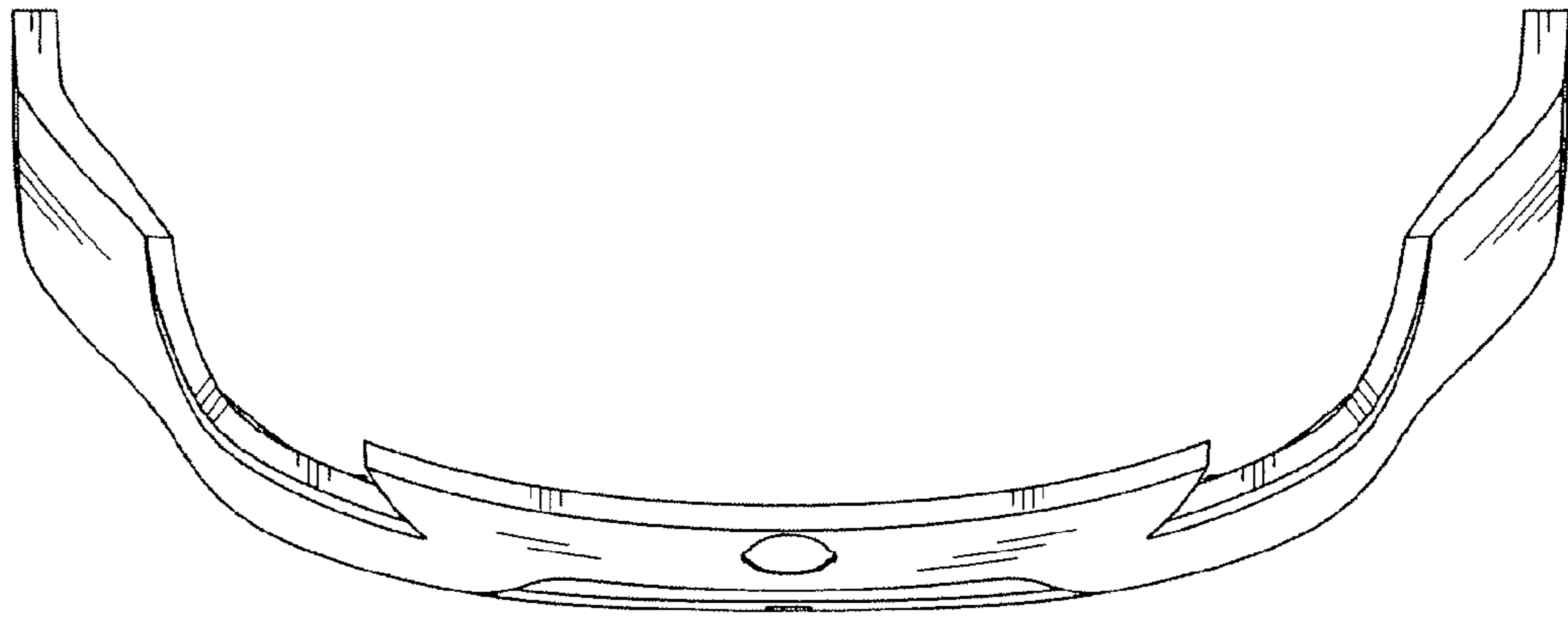


Fig.6

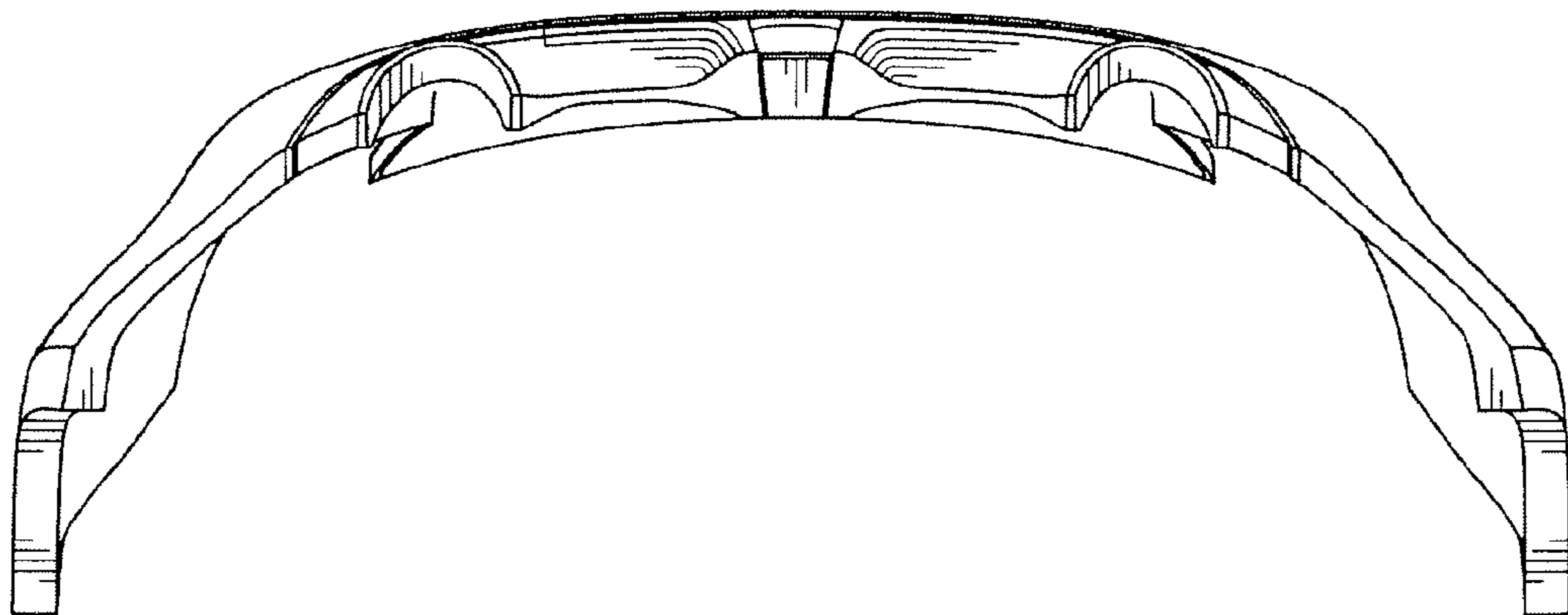


Fig.7




Fig.8

