



US00D600174S

(12) **United States Design Patent**  
**Nagafuchi**

(10) **Patent No.:** **US D600,174 S**

(45) **Date of Patent:** **\*\* Sep. 15, 2009**

(54) **FRONT BUMPER FOR AN AUTOMOBILE**

D588,506 S \* 3/2009 Maeda et al. .... D12/169  
D588,965 S \* 3/2009 Hazumi et al. .... D12/169

(75) Inventor: **Toshiyuki Nagafuchi**, Nagoya (JP)

**OTHER PUBLICATIONS**

(73) Assignee: **Toyota Jidosha Kabushiki Kaisha**,  
Toyota (JP)

Catalogue of Carolla Axio, Toyota, Oct. 2006, Carolla Axio.  
Catalogue of Passo Racy, Toyota, May 2006, Passo Racy.

(\*\*) Term: **14 Years**

\* cited by examiner

(21) Appl. No.: **29/323,569**

*Primary Examiner*—Melody N Brown

(22) Filed: **Aug. 27, 2008**

(74) *Attorney, Agent, or Firm*—Finnegan, Henderson,  
Farabow, Garrett & Dunner, L.L.P.

(51) **LOC (9) Cl.** ..... **12-16**

(57) **CLAIM**

(52) **U.S. Cl.** ..... **D12/169**

The ornamental design for a front bumper for an automobile,  
as shown and described.

(58) **Field of Classification Search** ..... D12/169,  
D12/90-92; 293/102, 105, 113, 115, 117,  
293/120; 296/180.1, 180.2

**DESCRIPTION**

See application file for complete search history.

FIG. 1 is a front perspective view of a front bumper for an  
automobile of my new design;

(56) **References Cited**

**U.S. PATENT DOCUMENTS**

FIG. 2 is a front view thereof;


D476,269 S	6/2003	Suzuki et al.	
D525,921 S	8/2006	Fujiwara et al.	
D528,469 S	9/2006	Yakushi et al.	
D563,290 S	3/2008	Morishita et al.	
D563,846 S *	3/2008	Suga et al. ....	D12/169
D564,425 S *	3/2008	Okue .....	D12/169
D573,512 S	7/2008	Hazumi et al.	


FIG. 3 is a top view thereof;

FIG. 4 is a bottom view thereof; and,


FIG. 5 is a right side view thereof, with the left side view being  
a mirror image thereof.

**1 Claim, 3 Drawing Sheets**






**FIG. 1**




**FIG. 2**



**FIG. 3**



**FIG. 4**



**FIG. 5**