



US00D600153S

(12) **United States Design Patent**  
**Dillmann**

(10) **Patent No.:** **US D600,153 S**

(45) **Date of Patent:** **\*\* Sep. 15, 2009**

(54) **WATCH FACE**

(76) Inventor: **Daniel Dillmann**, 3066 Stettlen, Stettlen  
(CH) 3001

(\*\*) Term: **14 Years**

(21) Appl. No.: **29/289,978**

(22) Filed: **Aug. 9, 2007**

(30) **Foreign Application Priority Data**

Mar. 3, 2007 (CH) ..... 133765

(51) **LOC (9) Cl.** ..... **10-07**

(52) **U.S. Cl.** ..... **D10/126**

(58) **Field of Classification Search** ..... D10/30-39,  
D10/123-126; 368/276, 281, 282, 285, 80,  
368/223, 228, 232-234

See application file for complete search history.

(56) **References Cited**

**U.S. PATENT DOCUMENTS**

D297,124 S *	8/1988	Grinberg	.....	D10/39
D309,576 S *	7/1990	Saurer	.....	D10/39
D309,870 S *	8/1990	Grinberg	.....	D10/126
D323,124 S *	1/1992	Osawa	.....	D10/39
D366,426 S *	1/1996	Kojima	.....	D10/39
D475,647 S *	6/2003	Grotell	.....	D10/123
D478,515 S *	8/2003	Sugiura et al.	.....	D10/32
D546,208 S *	7/2007	Sirmakes	.....	D10/39

**FOREIGN PATENT DOCUMENTS**

EP	1 724 817 A1	11/2006
WO	WO 97/25135	7/1997

\* cited by examiner

*Primary Examiner*—Lucy Lieberman

(74) *Attorney, Agent, or Firm*—Gifford, Krass, Sprinkle, et al.

(57) **CLAIM**

The ornamental design for a watch face, as shown and described.

**DESCRIPTION**

FIG. 1 is a perspective view of an inventive watch face in the context of a watch (shown in ghost) this is not part of the inventive watch face;

FIG. 2 is a front perspective view of an inventive watch face in the context of a watch (shown in ghost) and not part of the inventive watch face as depicted in FIG. 1;

FIG. 3 is a stand-alone front perspective view of an inventive watch face as depicted in FIG. 1;

FIG. 4 is a stand-alone front view of an inventive watch face as depicted in FIG. 1;

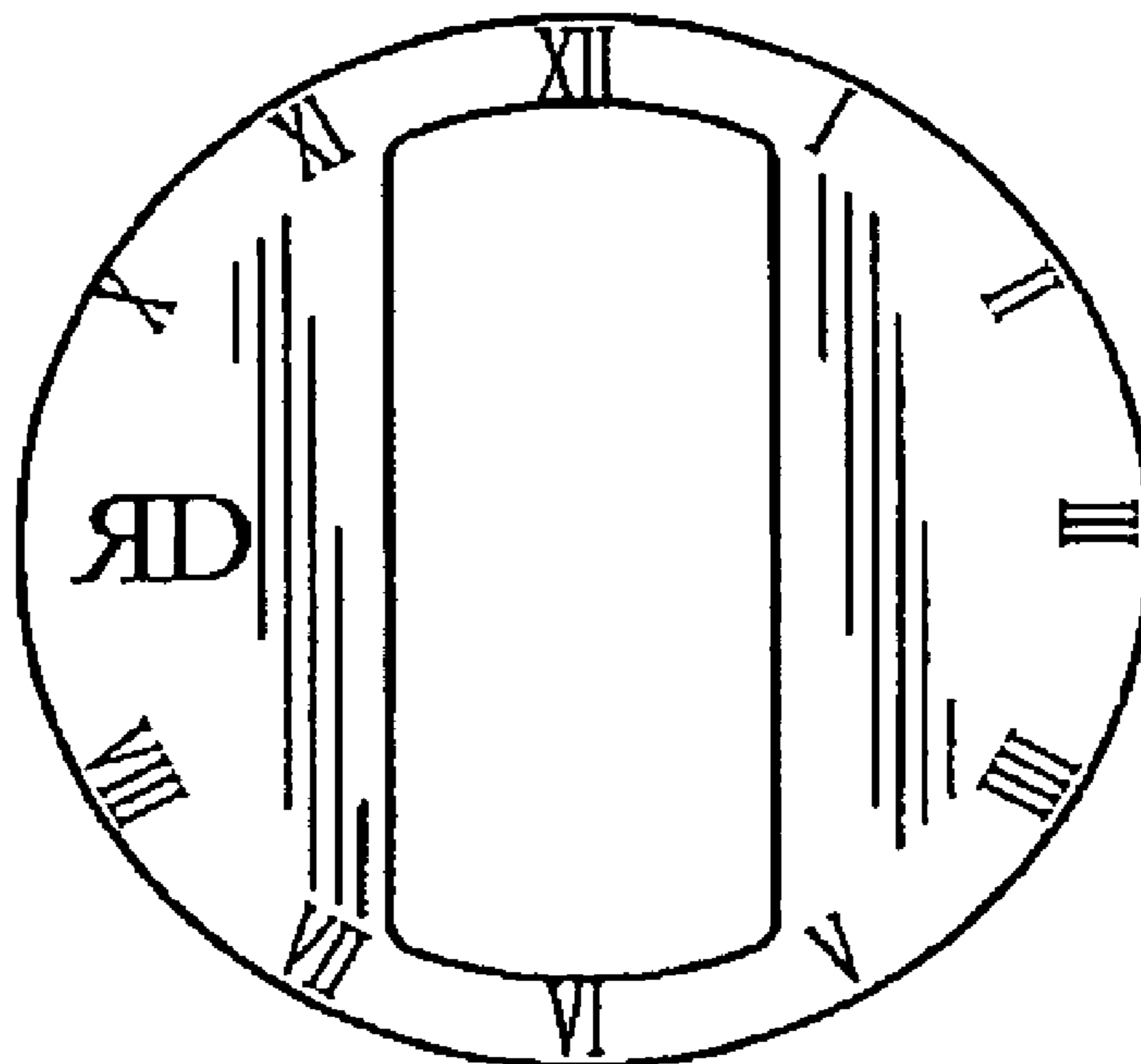
FIG. 5 is a stand-alone side view of the inventive watch face depicted in FIG. 1, where all orientation side views are as shown herein;

FIG. 6 is a stand-alone rear perspective view of an inventive watch face as depicted in FIG. 1; and,

FIG. 7 is a stand-alone rear view of an inventive watch face as depicted in FIG. 1.

The broken lines shown in FIGS. 1 and 2 are for illustrative purposes only and form no part of the claimed design.

**1 Claim, 2 Drawing Sheets**



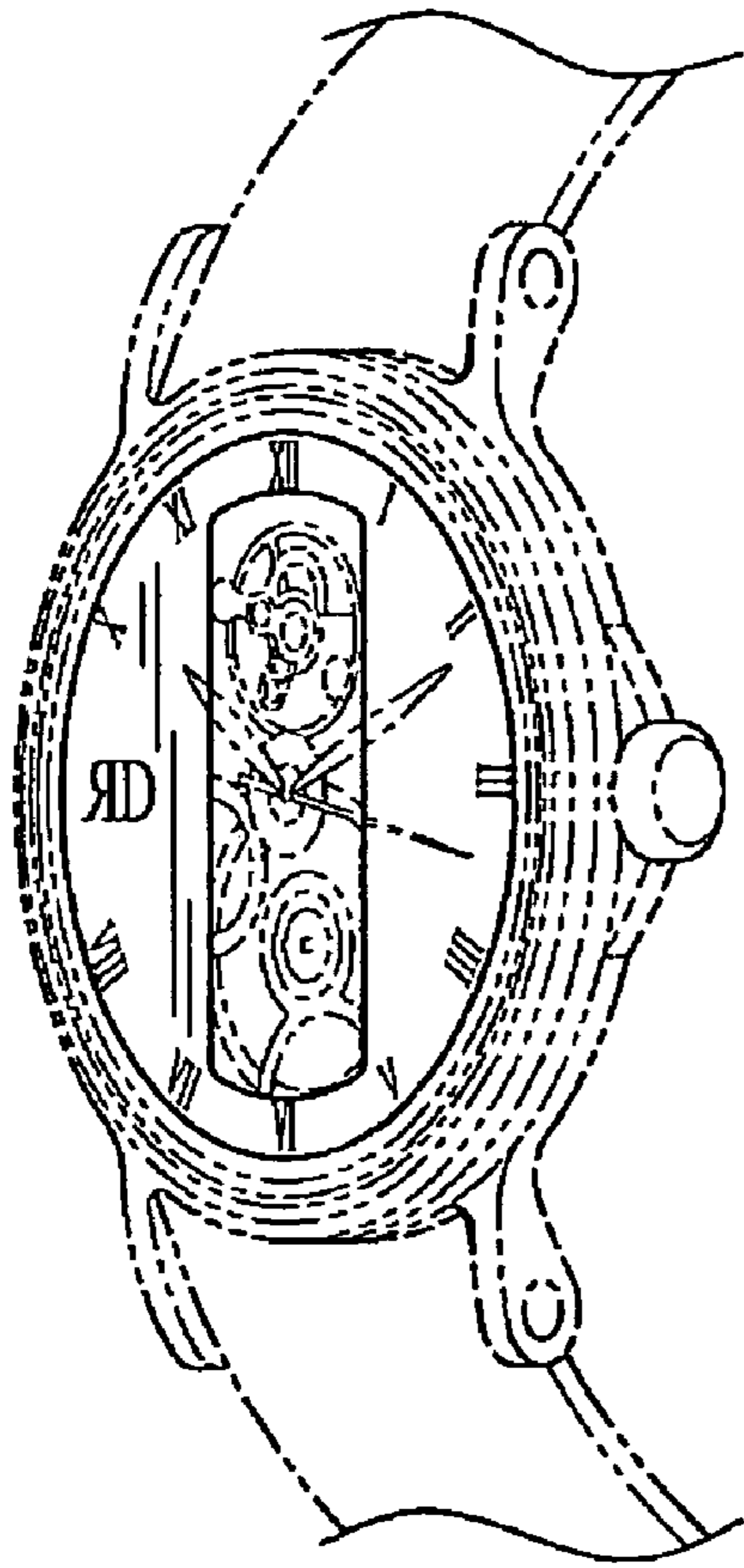


FIG. 1




FIG. 2

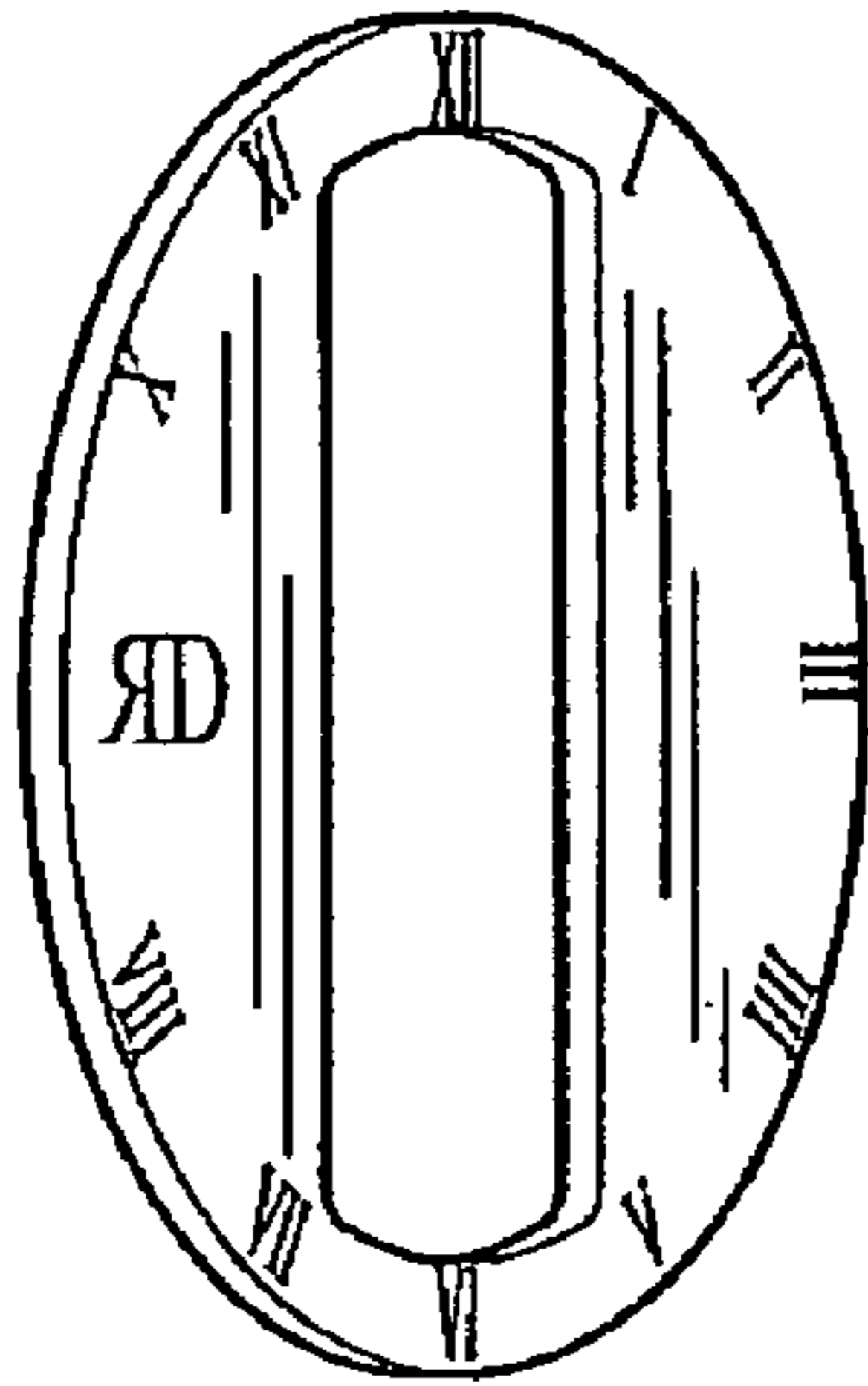


FIG. 3

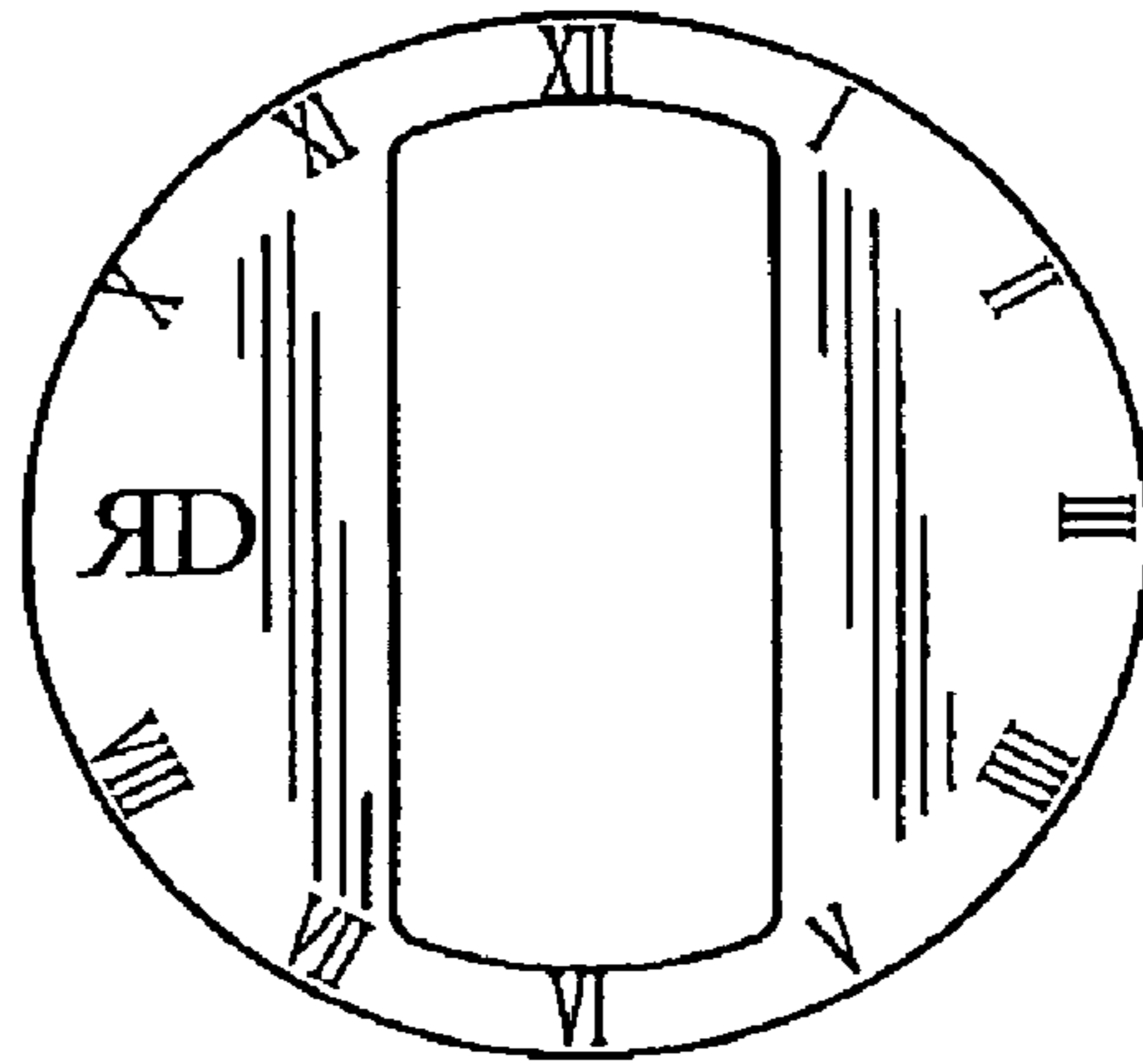


FIG. 4



FIG. 5

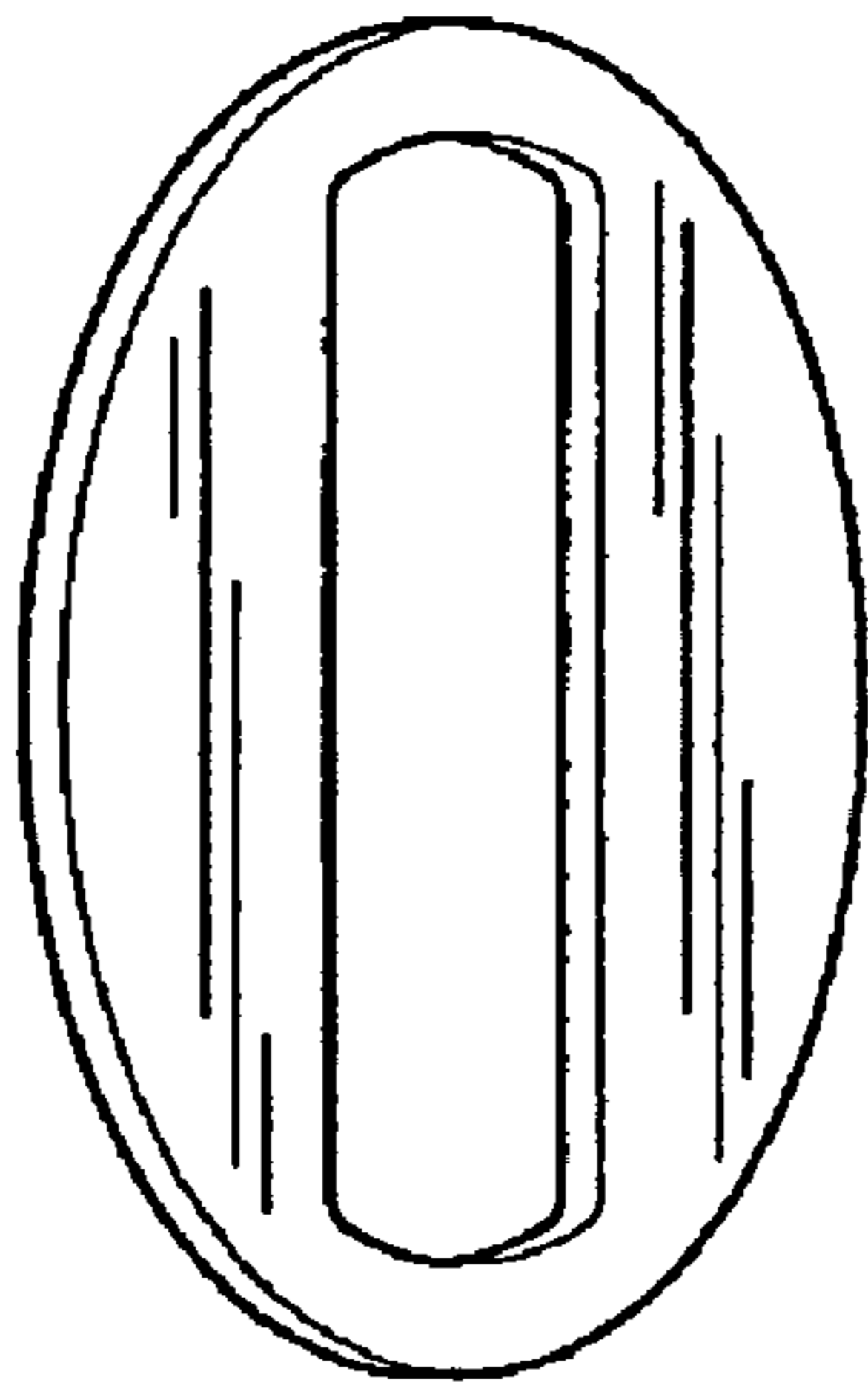


FIG. 6

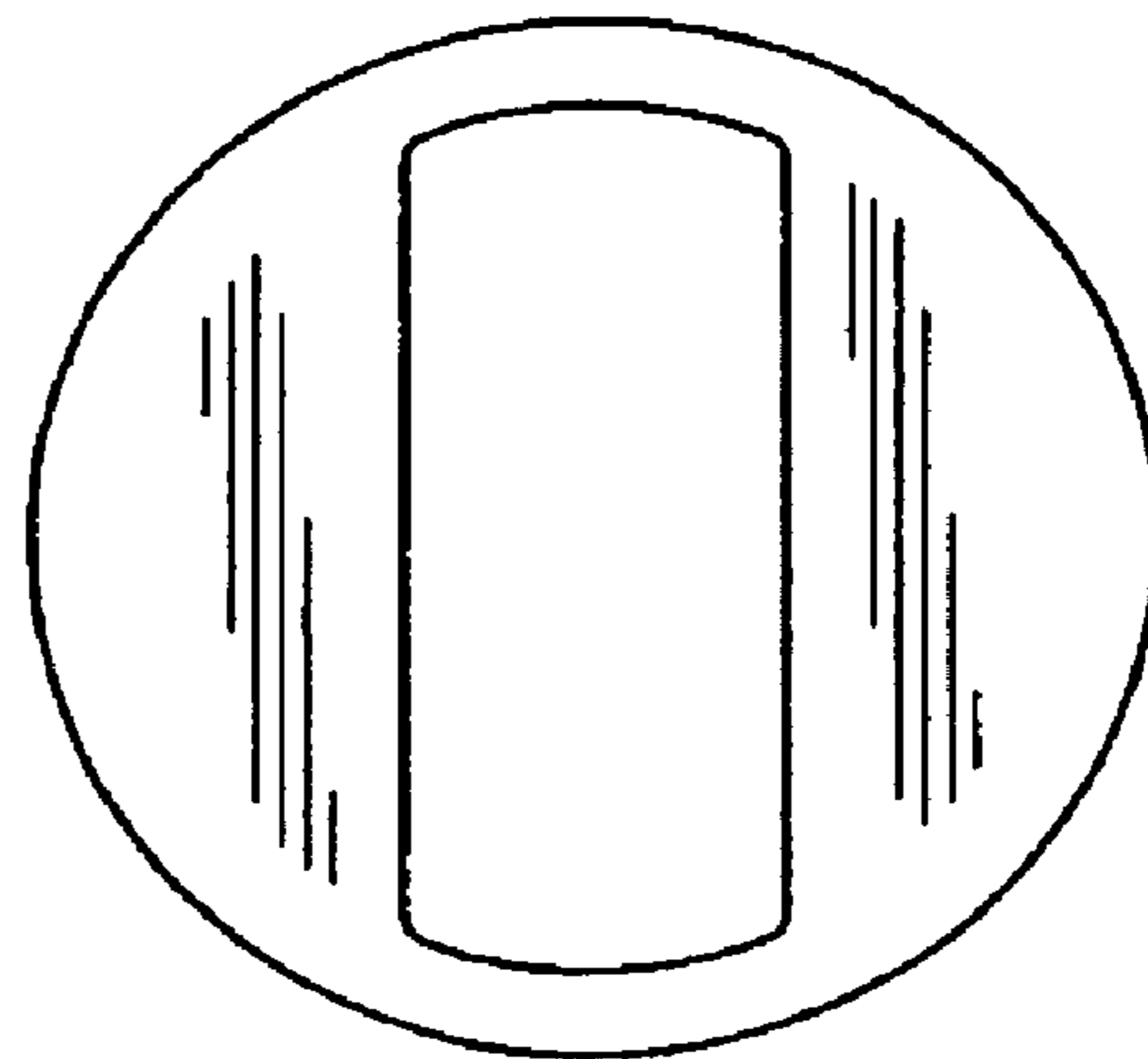


FIG. 7