

US00D600139S

(12) **United States Design Patent**
Miloradovic

(10) **Patent No.:** **US D600,139 S**
(45) **Date of Patent:** **** Sep. 15, 2009**

(54) **WATCH**

(75) Inventor: **Vjekoslav Miloradovic**, Biel/Bienne (CH)

(73) Assignee: **Porsche Lizenz- und Handelsgesellschaft mbH & Co, KG**, Bietigheim-Bissingen (DE)

(**) Term: **14 Years**

(21) Appl. No.: **29/302,239**

(22) Filed: **Jan. 14, 2008**

(30) **Foreign Application Priority Data**

Jul. 14, 2007 (DE) 4 07 03 611

(51) **LOC (9) Cl.** **10-02**

(52) **U.S. Cl.** **D10/32**

(58) **Field of Classification Search** D10/30-39, D10/122-132; 368/276, 278, 281, 282, 285, 368/228, 232, 80; D11/3, 8, 81; 224/164, 224/165, 172, 173
See application file for complete search history.

(56) **References Cited**

U.S. PATENT DOCUMENTS

- D14,978 S * 4/1884 Giles D11/81
- D41,693 S * 8/1911 Reininger D11/81
- 1,479,130 A * 1/1924 FASTER 24/68 J
- 1,957,274 A * 5/1934 Lederer 24/115 R
- D145,831 S * 10/1946 Arpels D10/32
- D177,364 S * 4/1956 Burkhart D11/81
- D195,871 S * 8/1963 Kinsley D11/89
- D247,881 S * 5/1978 Hitchens D11/41
- D262,609 S * 1/1982 Kurowsky D10/39
- D299,117 S * 12/1988 Maroni D10/32

- D335,637 S * 5/1993 Azrielant D11/4
- D340,650 S * 10/1993 Iwamura D10/32
- D371,745 S * 7/1996 Wunderman D10/32
- D390,128 S * 2/1998 Toribio D10/32
- D390,129 S * 2/1998 Brzezinski D10/32
- D391,515 S * 3/1998 Kennedy D11/13
- D394,216 S * 5/1998 Toribio D10/32
- D415,710 S * 10/1999 Toribio D11/6
- D456,282 S * 4/2002 Mucklai D10/32
- D463,993 S * 10/2002 Jones D11/3
- D479,137 S * 9/2003 Kauffmann D10/39
- D499,977 S * 12/2004 Graham D11/8
- D507,974 S * 8/2005 Strasser D10/30
- D509,756 S * 9/2005 Ikeuchi D10/32
- D509,757 S * 9/2005 Mok D10/32
- D518,741 S * 4/2006 Modolo D10/32
- D526,218 S * 8/2006 Krieger D10/39
- D533,467 S * 12/2006 Modolo D10/31

* cited by examiner

Primary Examiner—Lucy Lieberman

(74) *Attorney, Agent, or Firm*—RatnerPrestia


(57) **CLAIM**

The ornamental design for a watch, as shown and described.

DESCRIPTION

FIG. 1 is a front view of a watch;
 FIG. 2 is a left side perspective view thereof;
 FIG. 3 is a rear view thereof; and,
 FIG. 4 is an enlarged fragmentary view of the rear of the watch case.
 FIG. 4 is shown as a fragmentary view for ease of illustration. The broken lines shown in FIGS. 3 and 4 are for illustration only and form no part of the claimed design.

1 Claim, 3 Drawing Sheets






FIG. 1

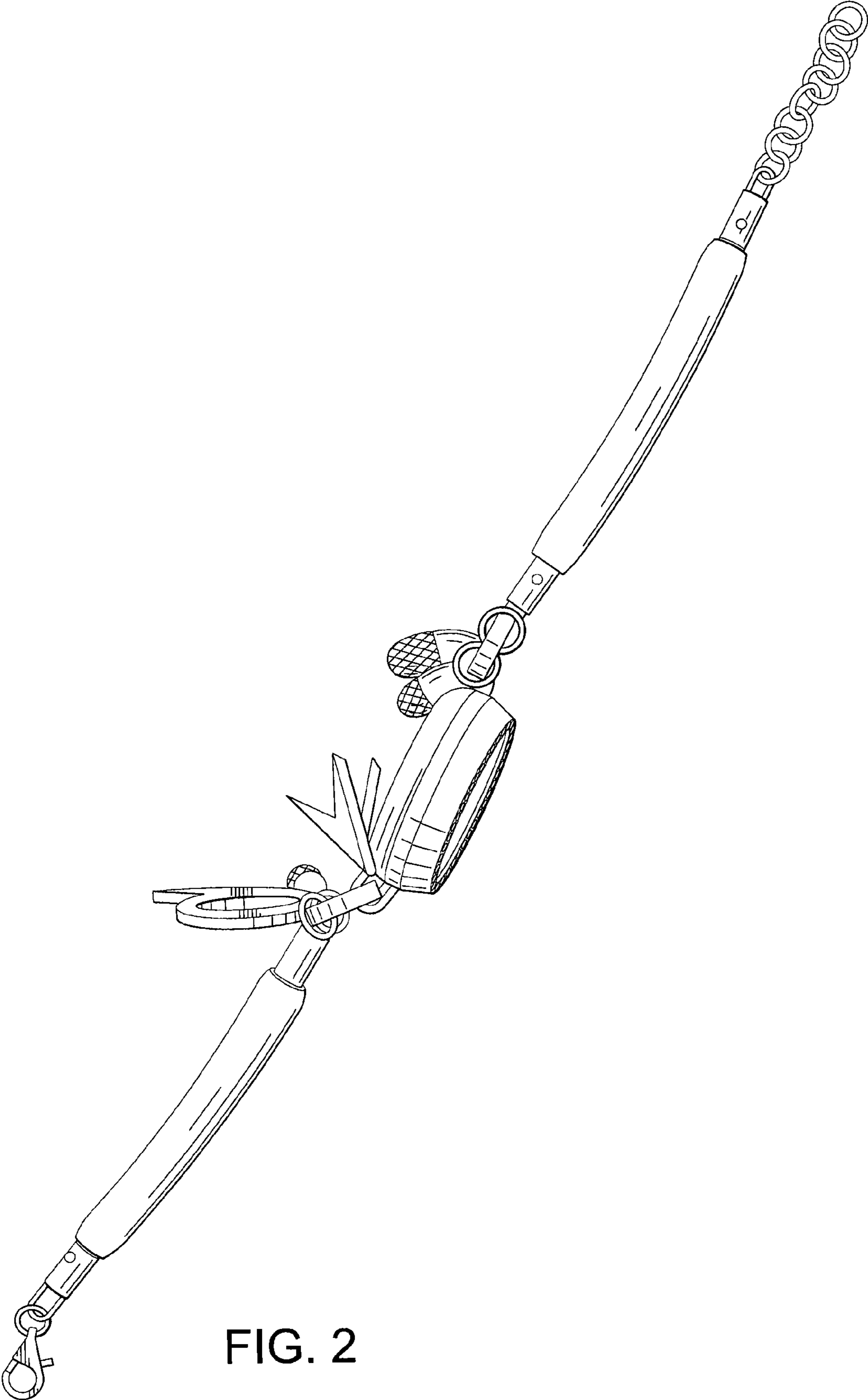


FIG. 2




FIG. 3

FIG. 4