



US00D600138S

(12) **United States Design Patent**
Tang

(10) **Patent No.:** **US D600,138 S**

(45) **Date of Patent:** **** Sep. 15, 2009**

(54) **PENDANT WATCH**

(75) Inventor: **Lai Chun Tang**, Kowloon (HK)

(73) Assignee: **O.D.M. Design & Marketing Limited**,
Kowloon (HK)

(**) Term: **14 Years**

(21) Appl. No.: **29/318,265**

(22) Filed: **May 16, 2008**

(30) **Foreign Application Priority Data**

Apr. 1, 2008 (HK) 0800860
Apr. 1, 2008 (HK) 0800861

(51) **LOC (9) Cl.** **10-02**

(52) **U.S. Cl.** **D10/30**

(58) **Field of Classification Search** D10/30-39,
D10/122-132; D11/2, 79, 6, 7; 368/276,
368/278, 285, 286; D3/207, 208
See application file for complete search history.

(56) **References Cited**

U.S. PATENT DOCUMENTS

947,937 A * 2/1910 Porter 368/277
D61,213 S * 7/1922 Riexinger D10/30
1,512,880 A * 10/1924 Cotler 368/285
D66,249 S * 12/1924 Stoll D10/30
1,556,963 A * 10/1925 Rumberger 248/115
D73,323 S * 8/1927 Kislinger D10/30
1,740,427 A * 12/1929 Kislinger 368/285
2,176,253 A * 10/1939 Fogarty 40/661.06
D171,391 S * 2/1954 Elion D11/79
3,307,345 A * 3/1967 Cohen 368/277
D249,339 S * 9/1978 Coulthurst D11/79

D277,461 S * 2/1985 Berger D10/39
D293,287 S * 12/1987 Cauque et al. D3/208
5,511,390 A * 4/1996 Mah 63/1.14
D380,979 S * 7/1997 Perlmutter D11/79
D438,346 S * 2/2001 Thorpe et al. D28/77
D484,065 S * 12/2003 Kalakie D11/7
D573,039 S * 7/2008 Berard D10/31

* cited by examiner

Primary Examiner—Lucy Lieberman

(57) **CLAIM**

The ornamental design for a pendant watch, as shown and described.

DESCRIPTION

The claimed pendant watch can be used as a pendant watch for showing the time. If a chain is attached to it, it can also be used as a pendant.

FIG. 1 is a front elevational view of a pendant watch showing my new design;

FIG. 2 is a rear elevational view thereof;

FIG. 3 is a left side view thereof;

FIG. 4 is a right side view thereof;

FIG. 5 is a top plan view thereof;

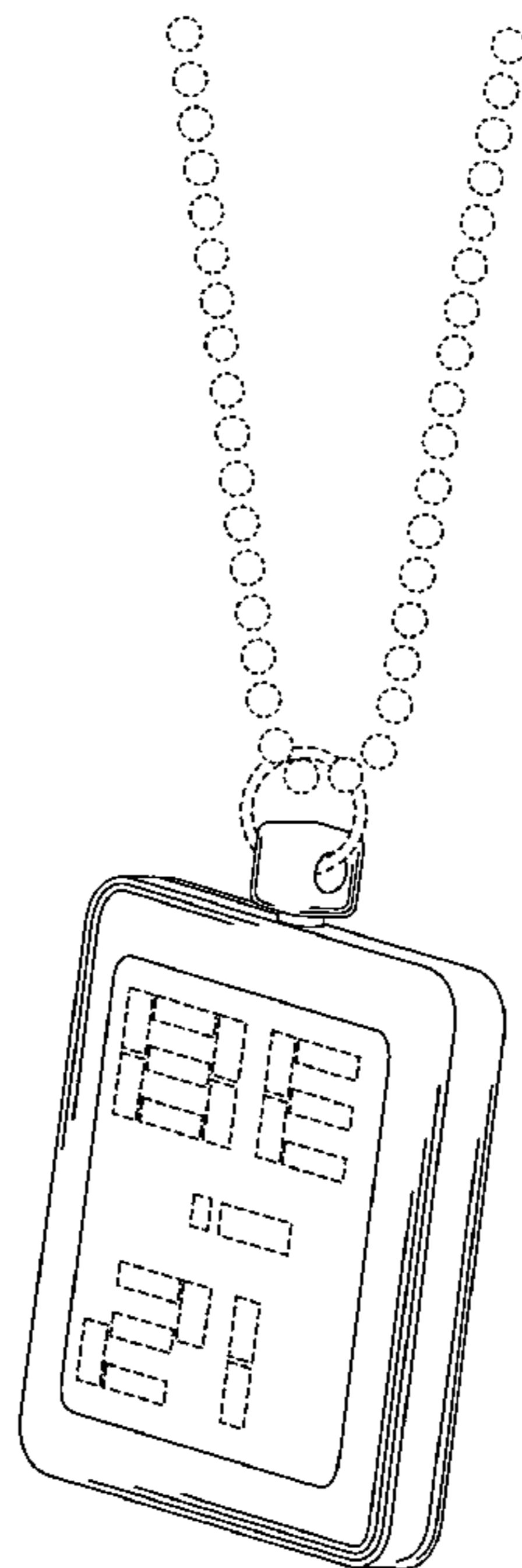
FIG. 6 is a bottom plan view thereof;

FIG. 7 is a perspective view thereof; and,

FIG. 8 is a perspective view of the pendant watch shown with broken lines to illustrate unclaimed portions of the design.

The broken lines in FIGS. 2 and 8 are used to show portions of the article that form no part of the claimed design.

1 Claim, 3 Drawing Sheets



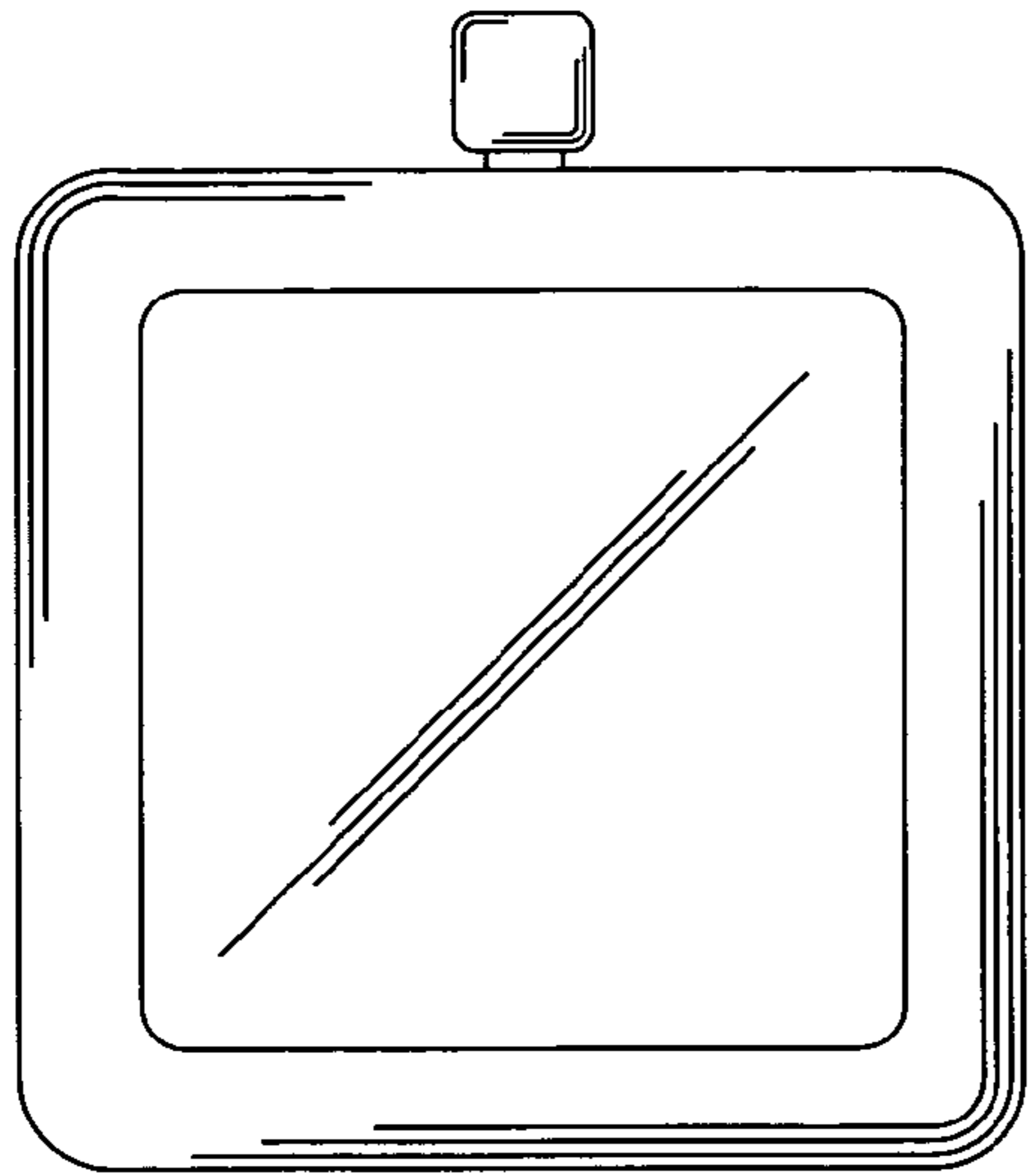


FIG. 1




FIG. 2

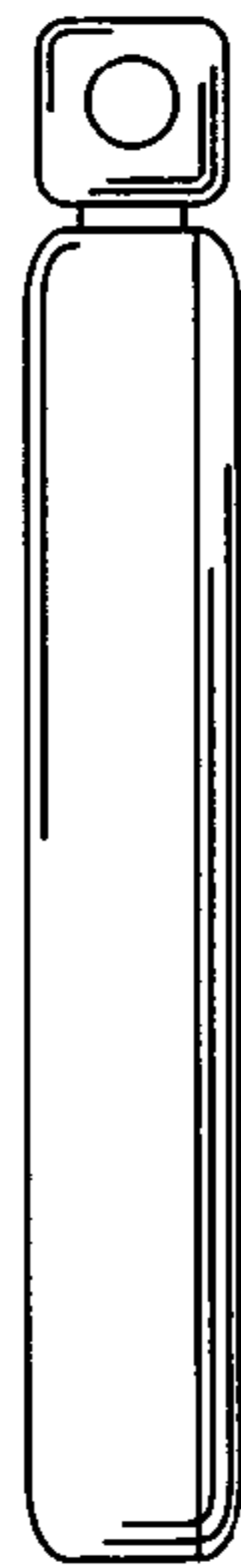


FIG. 3



FIG. 4

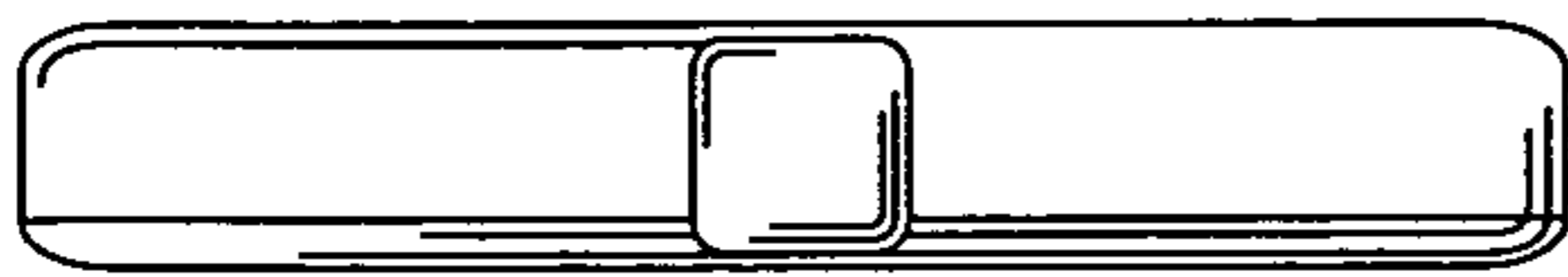


FIG. 5




FIG. 6




FIG. 7

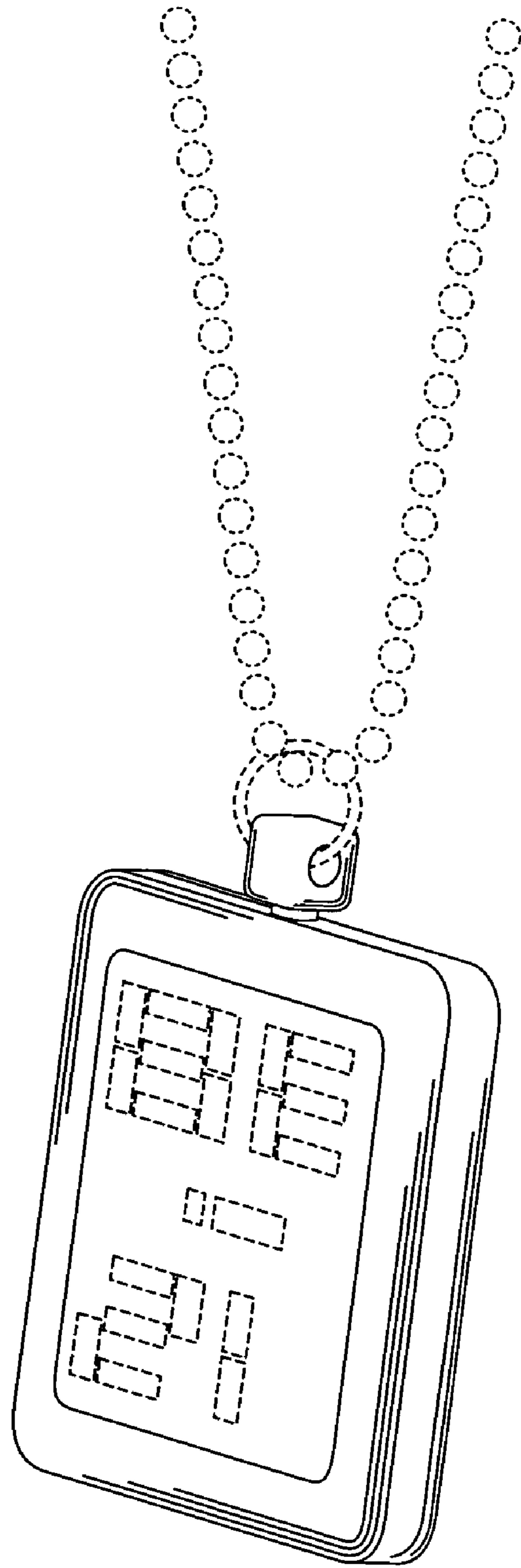


FIG. 8