



US00D600137S

(12) **United States Design Patent**
Galas

(10) **Patent No.:** **US D600,137 S**

(45) **Date of Patent:** **** Sep. 15, 2009**

(54) **DAY AND DATE CLOCK**

(76) Inventor: **Sue Galas**, 540 6 Mile Rd. NW.,
Comstock Park, MI (US) 49321

(**) Term: **14 Years**

(21) Appl. No.: **29/314,654**

(22) Filed: **Apr. 16, 2009**

(51) **LOC (9) Cl.** **10-01**

(52) **U.S. Cl.** **D10/3; D10/9; D10/22**

(58) **Field of Classification Search** D10/1-29;
368/276, 285, 223, 316, 28-30; D19/20,
D19/21, 24

See application file for complete search history.

(56) **References Cited**

U.S. PATENT DOCUMENTS

D147,617 S *	10/1947	Godart	D10/9
D147,618 S *	10/1947	Godart	D10/9
D150,987 S *	9/1948	Kaufman	D10/9
D186,949 S *	12/1959	Daher	D10/22
D187,288 S *	2/1960	Judson	D10/6
D208,157 S *	7/1967	Daher	D10/9
D210,473 S *	3/1968	Laylon	D10/7
D213,457 S *	3/1969	Klein	D10/22
D217,730 S *	6/1970	Wilson	D10/9
D224,748 S *	9/1972	Daher	D10/22
3,852,953 A *	12/1974	Mischiatti	368/28
D242,029 S *	10/1976	Terada	D10/15
4,262,345 A	4/1981	Ganter et al.		
4,464,058 A	8/1984	Weller		
4,958,911 A	9/1990	Beiswenger et al.		

D320,564 S *	10/1991	Sharkey	D10/3
5,199,009 A	3/1993	Svast		
5,487,053 A	1/1996	Beiswenger et al.		
D411,229 S *	6/1999	McBeth	D19/20
6,091,326 A	7/2000	Castellano		
D441,301 S *	5/2001	Chiang	D10/9
6,334,689 B1	1/2002	Taniguchi et al.		
6,580,479 B1	6/2003	Sekiguchi et al.		
D492,205 S *	6/2004	Jones	D10/4
7,054,233 B2	5/2006	Kibiloski et al.		
7,369,462 B2	5/2008	Abbott et al.		

* cited by examiner

Primary Examiner—Lucy Lieberman

(74) *Attorney, Agent, or Firm*—Robert C. Montgomery;
Joseph T. Yaksich

(57) **CLAIM**

The ornamental design for a day and date clock, as shown and described.

DESCRIPTION

FIG. 1 is a front perspective view of a day and date clock showing my new design;

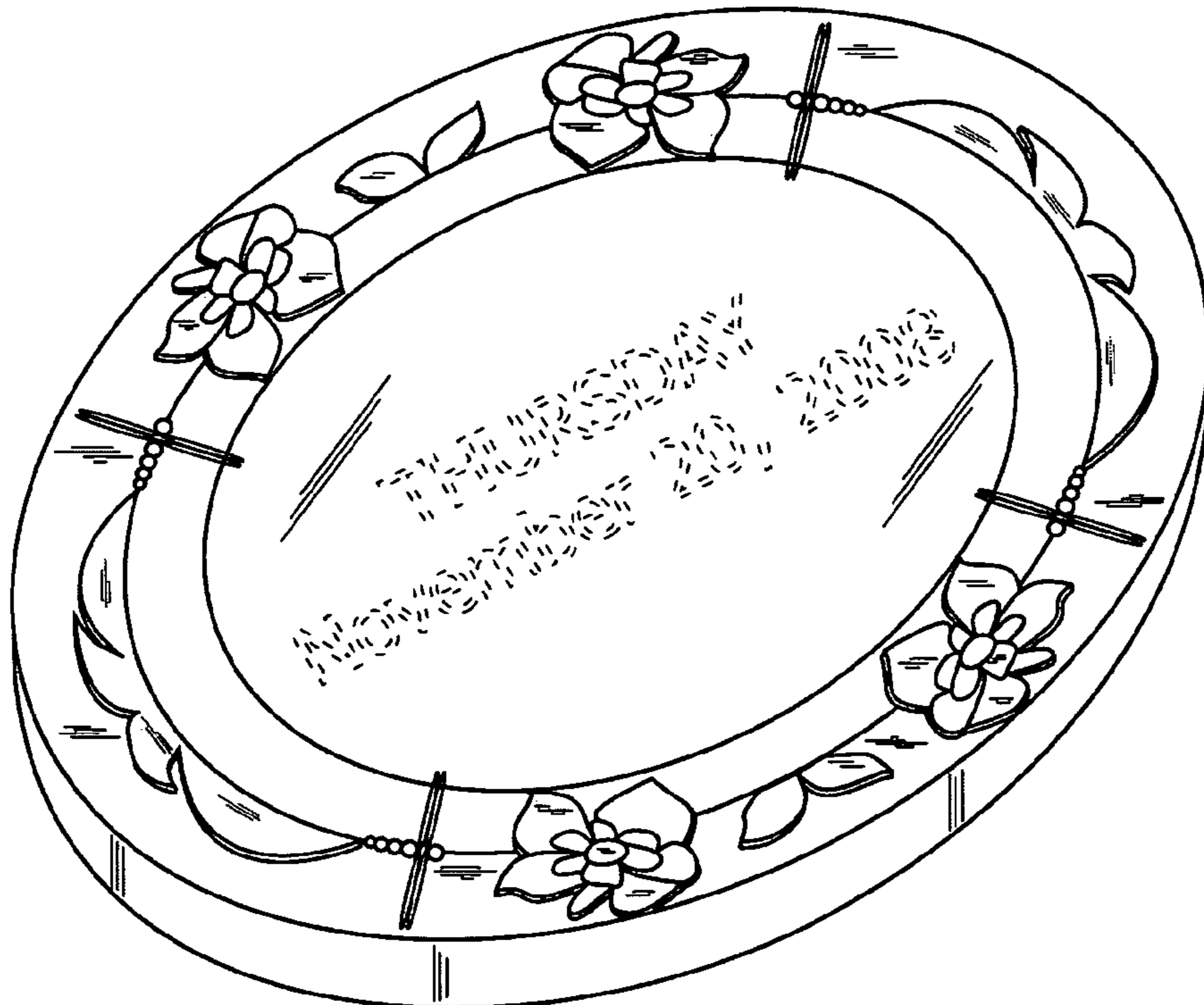
FIG. 2 is a front view thereof;

FIG. 3 is a right side view with a left side view being the mirror image thereof; and,

FIG. 4 is a top view with a bottom view being the mirror image thereof.

The broken lines are for illustrative purposes only and forms no part of the claimed design.

1 Claim, 4 Drawing Sheets






Fig. 1




Fig. 2




Fig. 3




Fig. 4