



US00D600129S

(12) **United States Design Patent**
Lepoitevin

(10) **Patent No.:** **US D600,129 S**

(45) **Date of Patent:** **** Sep. 15, 2009**

(54) **BOTTLE**

(75) Inventor: **Laurent Lepoitevin**, Le Havre (FR)

(73) Assignee: **Sidel Participations**, Octeville sur Mer (FR)

(**) Term: **14 Years**

(21) Appl. No.: **29/289,502**

(22) Filed: **Jul. 23, 2007**

(30) **Foreign Application Priority Data**

Jan. 26, 2007 (EM) 000658828

(51) **LOC (9) Cl.** **09-01**

(52) **U.S. Cl.** **D9/537; D9/520; D9/538;**
D9/556; D9/558; D9/453

(58) **Field of Classification Search** D9/502,
D9/516, 690–692, 537–540, 549, 552, 556–558,
D9/565, 643–648, 772–776, 453; 215/382–384;
220/660, 669, 675; D24/197; D7/629
See application file for complete search history.

(56) **References Cited**

U.S. PATENT DOCUMENTS

D77,619 S * 1/1929 Mas D9/537
D286,982 S * 12/1986 Durand D9/557 X
D335,455 S * 5/1993 Brown D9/537
D335,456 S * 5/1993 Brown D9/537
5,330,054 A * 7/1994 Brown 215/384 X
D361,269 S * 8/1995 Fenton et al. D9/540
D370,415 S * 6/1996 Seppala D9/537

D390,471 S * 2/1998 Ito D9/539
D412,120 S * 7/1999 Payne et al. D9/540
D429,648 S * 8/2000 Goettner D9/540
D447,690 S * 9/2001 Lichtman et al. D9/539 X
D448,664 S * 10/2001 Lichtman et al. D9/539 X
D461,418 S * 8/2002 Lichtman et al. D9/539
D467,811 S * 12/2002 Slater et al. D9/556 X
D472,107 S * 3/2003 Short D7/629
D479,987 S * 9/2003 Langan D9/557
D522,816 S * 6/2006 Schuler D7/629
D541,665 S * 5/2007 Druart D9/557 X
D564,888 S * 3/2008 Leck et al. D9/538

* cited by examiner

Primary Examiner—Carol Rademaker

(74) *Attorney, Agent, or Firm*—Marshall, Gerstein & Borun LLP

(57) **CLAIM**

The ornamental design for a bottle, as shown and described.

DESCRIPTION

FIG. 1 is a perspective view of a bottle that has the design.

FIG. 2 is a perspective view of a bottle that has the design.

FIG. 3 is a side view of the bottle.

FIG. 4 is a view of the bottle rotated 90° from the view of FIG. 3.

FIG. 5 is a view of the bottle rotated 180° from the view of FIG. 3.

FIG. 6 is a top view of the bottle; and,

FIG. 7 is a bottom view of the bottle.

1 Claim, 2 Drawing Sheets

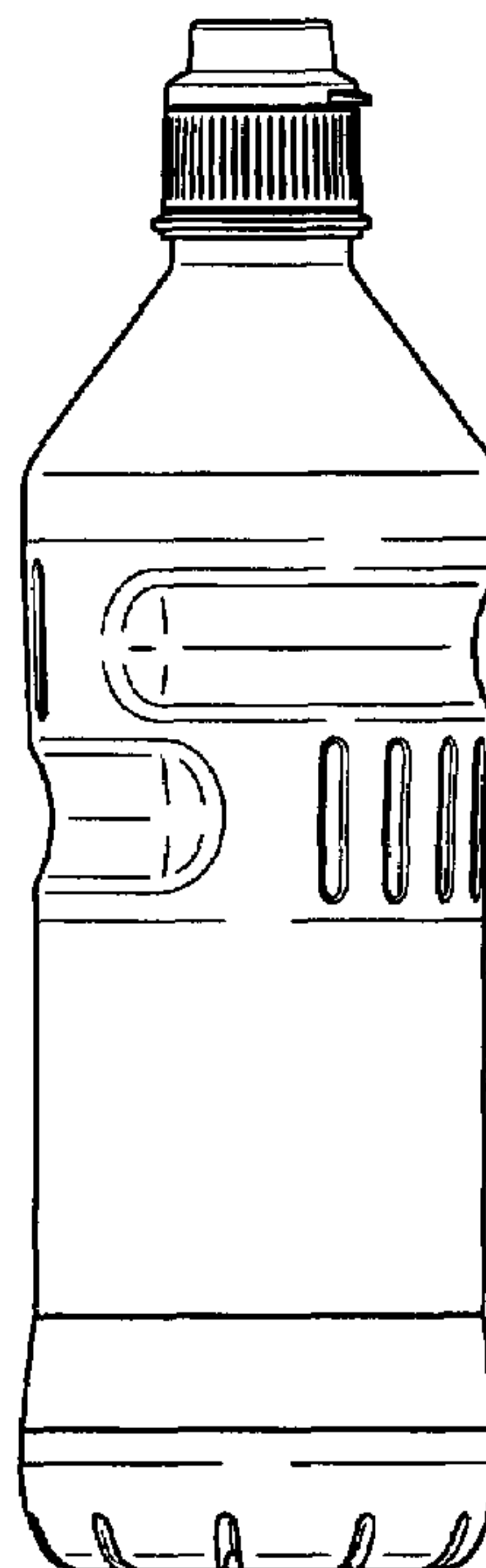
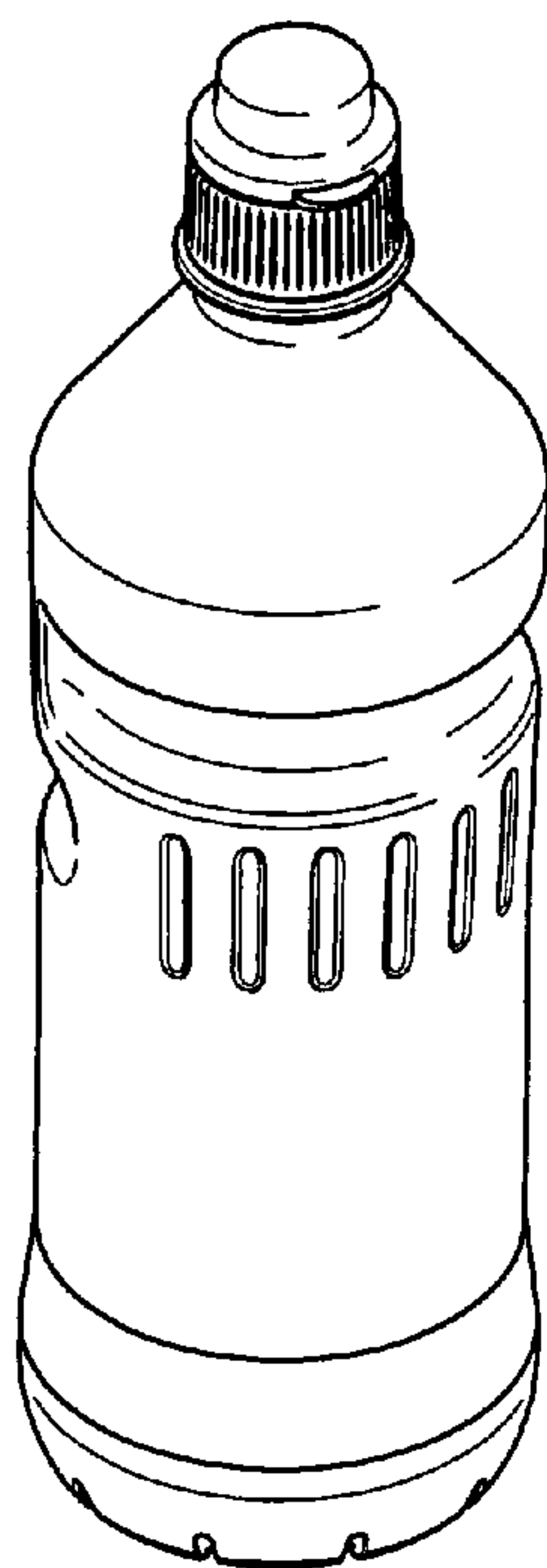


Fig. 1

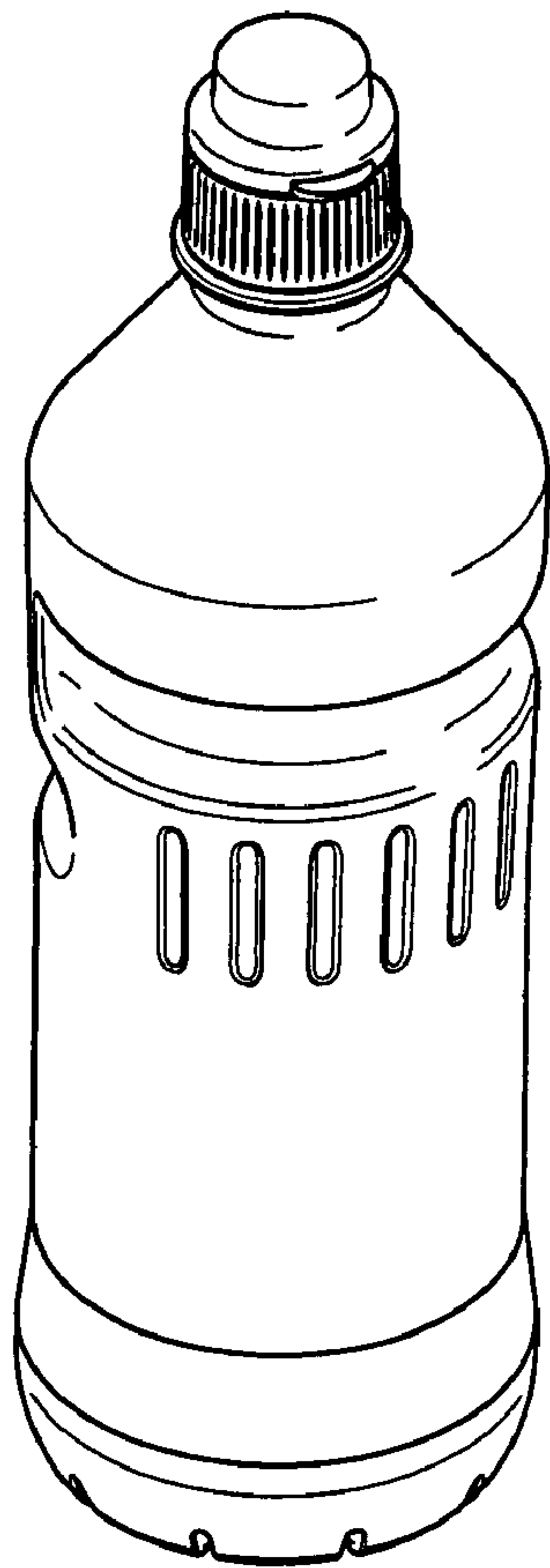


Fig. 2

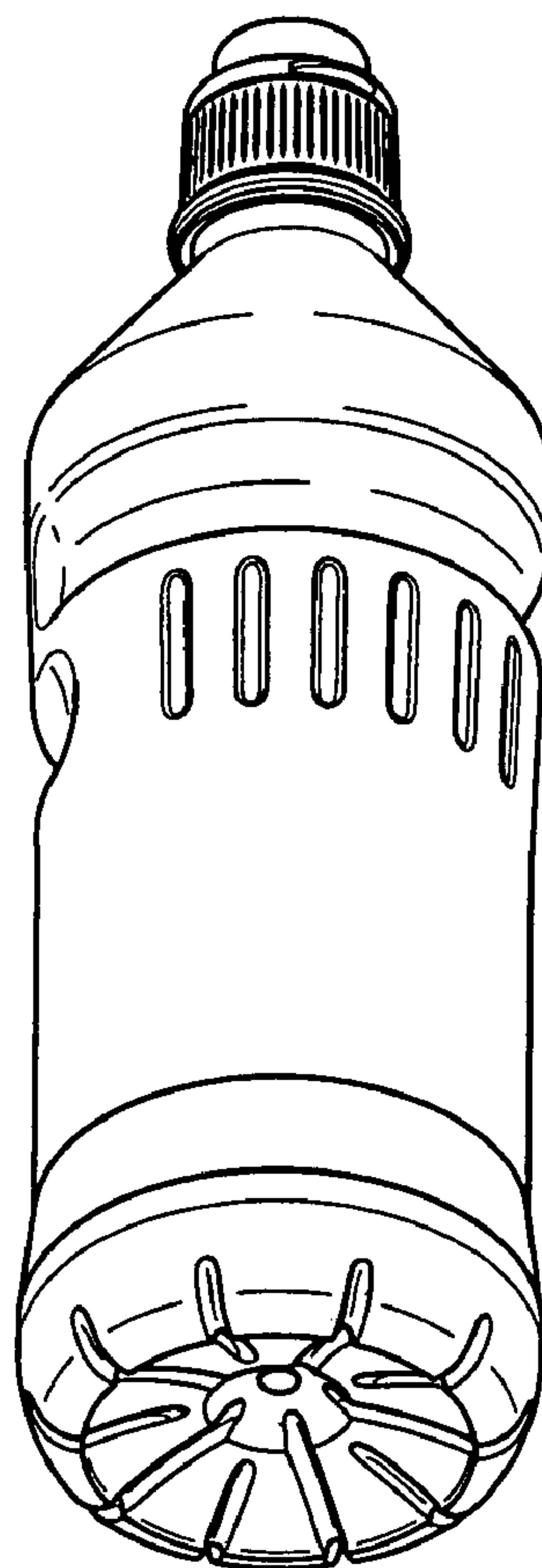


Fig. 7

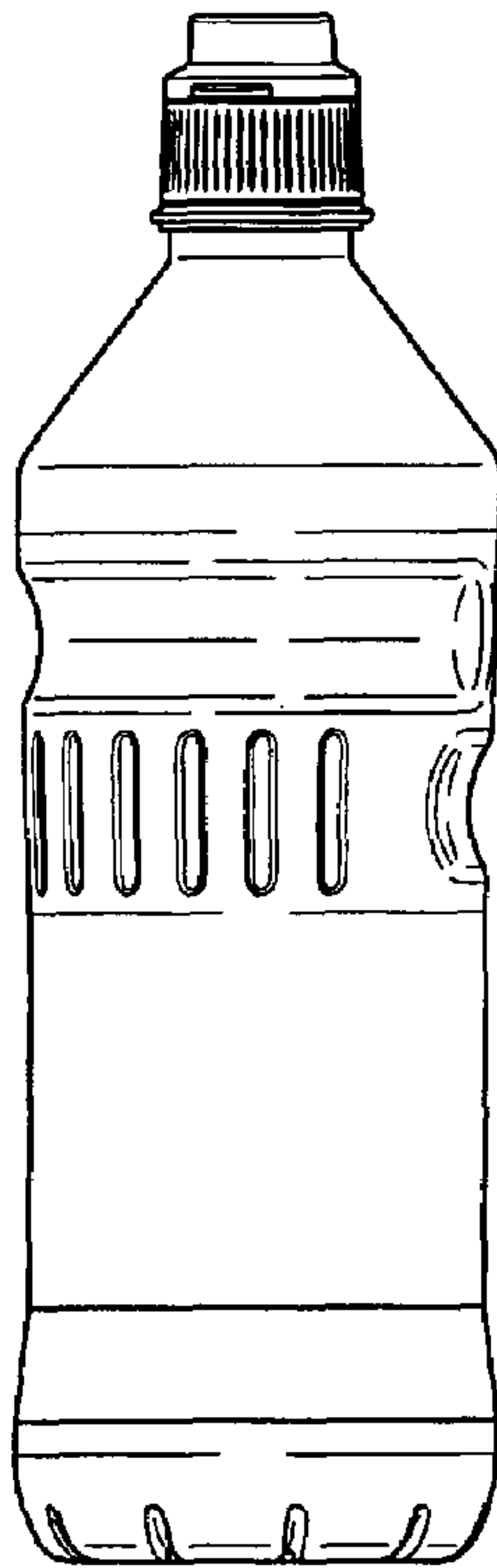



Fig. 3

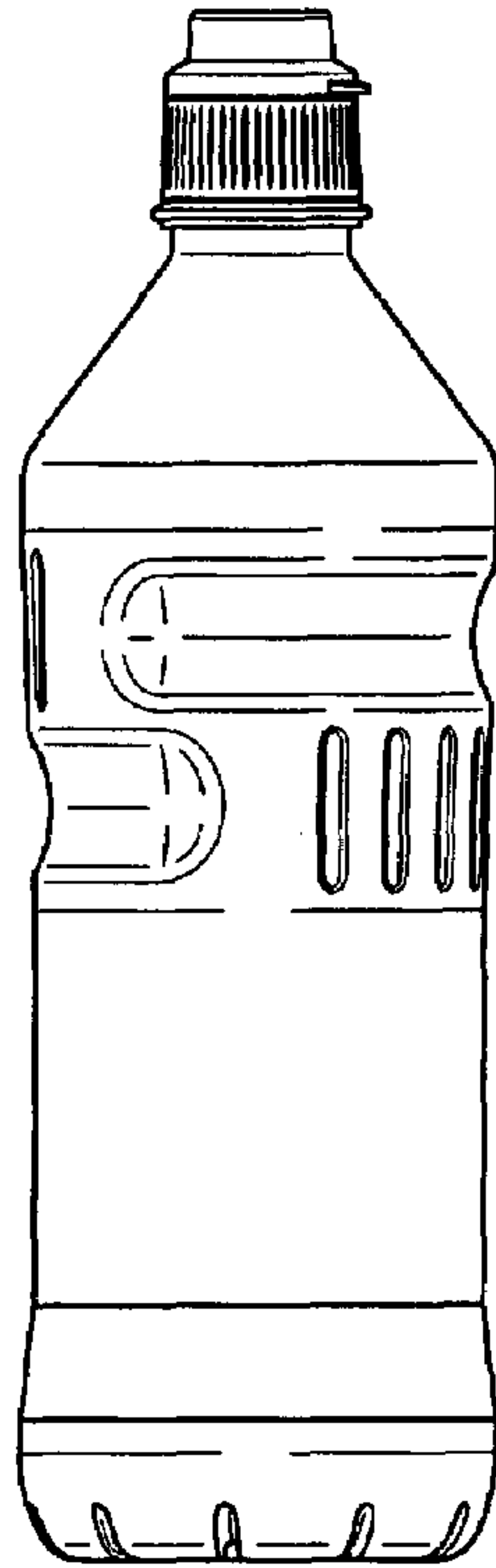


Fig. 4




Fig. 5

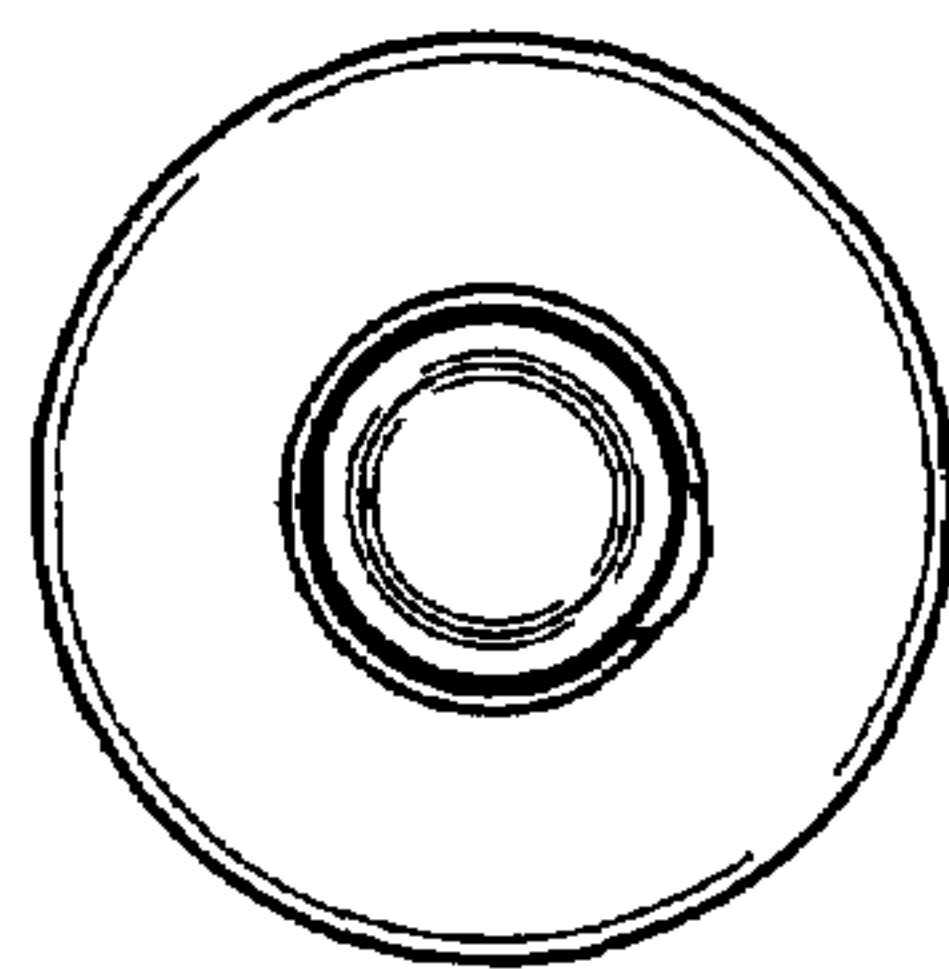


Fig. 6