



US00D600110S

(12) **United States Design Patent**
Cain

(10) **Patent No.:** **US D600,110 S**

(45) **Date of Patent:** **** Sep. 15, 2009**

(54) **CARTON**

(75) Inventor: **Kara Marie Cain**, Cincinnati, OH (US)

(73) Assignee: **The Procter & Gamble Company**,
Cincinnati, OH (US)

(**) Term: **14 Years**

(21) Appl. No.: **29/333,272**

(22) Filed: **Mar. 5, 2009**

(51) **LOC (9) Cl.** **09-03**

(52) **U.S. Cl.** **D9/418; D9/432**

(58) **Field of Classification Search** D9/414-433;
206/205, 495, 733, 769, 773, 777-779, 781-783;
229/120, 148, 154, 162.1, 162.3, 162.6, 162.7
See application file for complete search history.

(56) **References Cited**

U.S. PATENT DOCUMENTS

| | | | | | | |
|-----------|---|---|---------|----------------|-------|-----------|
| D125,781 | S | * | 3/1941 | Nagle | | D9/418 |
| 2,700,456 | A | * | 1/1955 | Gillam | | 206/777 |
| D190,772 | S | * | 6/1961 | Cuyler | | D9/418 |
| 3,057,466 | A | * | 10/1962 | Blonder et al. | | 206/781 |
| D224,692 | S | * | 8/1972 | Gray | | D6/517 |
| D227,351 | S | * | 6/1973 | Winton | | D9/418 |
| 3,870,221 | A | * | 3/1975 | Zeitter | | 229/162.7 |

| | | | | | | |
|-----------|---|---|---------|-----------------|-------|-----------|
| D275,837 | S | * | 10/1984 | Poelvoorde | | D9/418 |
| D319,185 | S | * | 8/1991 | Ferrero | | D9/415 |
| 5,271,552 | A | * | 12/1993 | McDonnell | | 229/162.7 |
| D371,959 | S | * | 7/1996 | Hupp | | D9/676 |
| D466,804 | S | * | 12/2002 | Solland | | D9/418 |
| D546,669 | S | * | 7/2007 | Sheppard et al. | | D9/418 |

* cited by examiner

Primary Examiner—Philip S Hyder

Assistant Examiner—Susan E Krakower

(74) *Attorney, Agent, or Firm*—Amy I. Ahn-Roll

(57) **CLAIM**

The ornamental design for a carton, as shown and described.

DESCRIPTION

FIG. 1 is a perspective view of a carton, according to the present invention;

FIG. 2 is a front elevational view thereof;

FIG. 3 is a right side elevational view thereof;

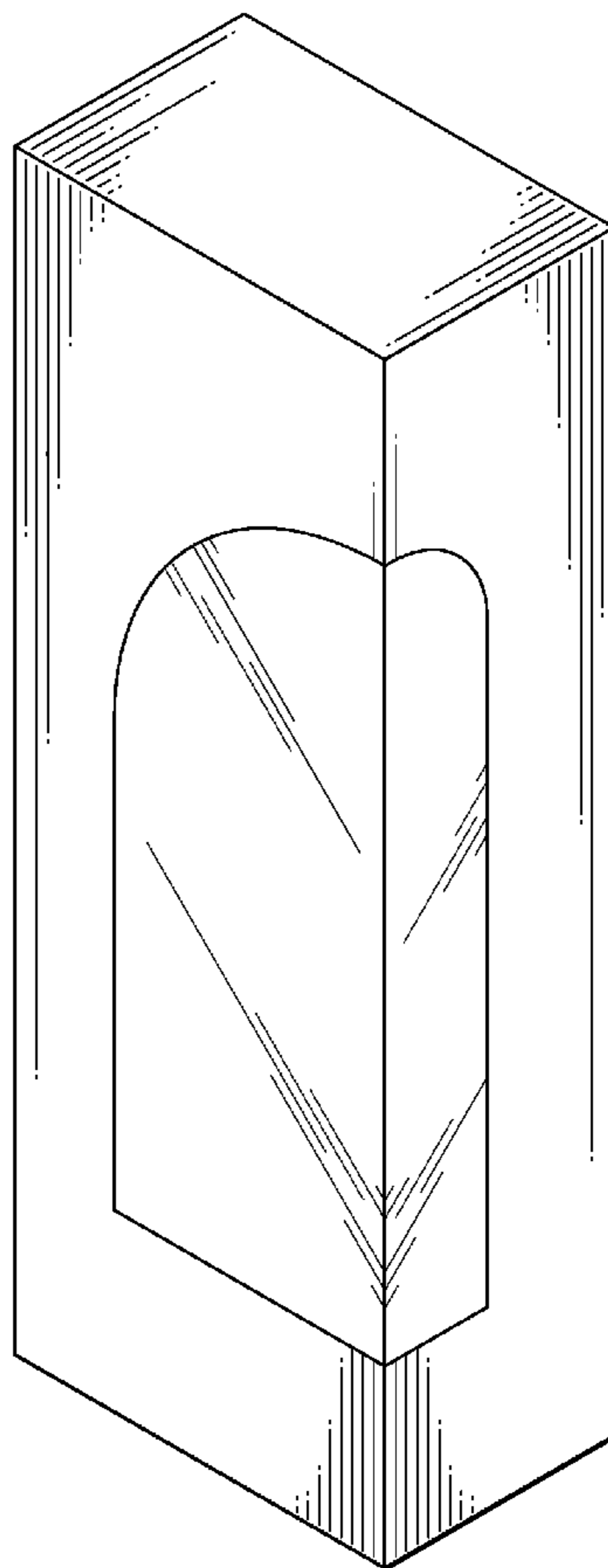
FIG. 4 is a left side elevational view thereof;

FIG. 5 is a rear elevational view thereof;

FIG. 6 is a top view thereof; and,

FIG. 7 is a bottom view thereof.

1 Claim, 3 Drawing Sheets



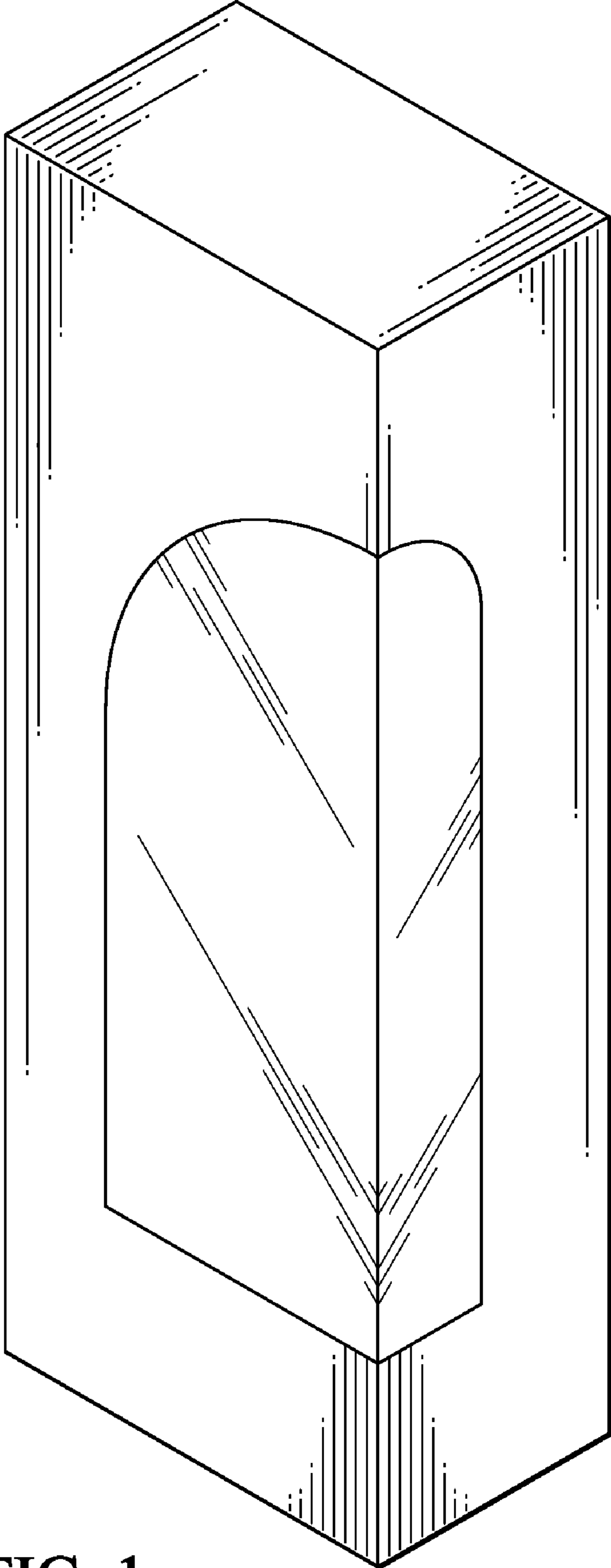


FIG. 1

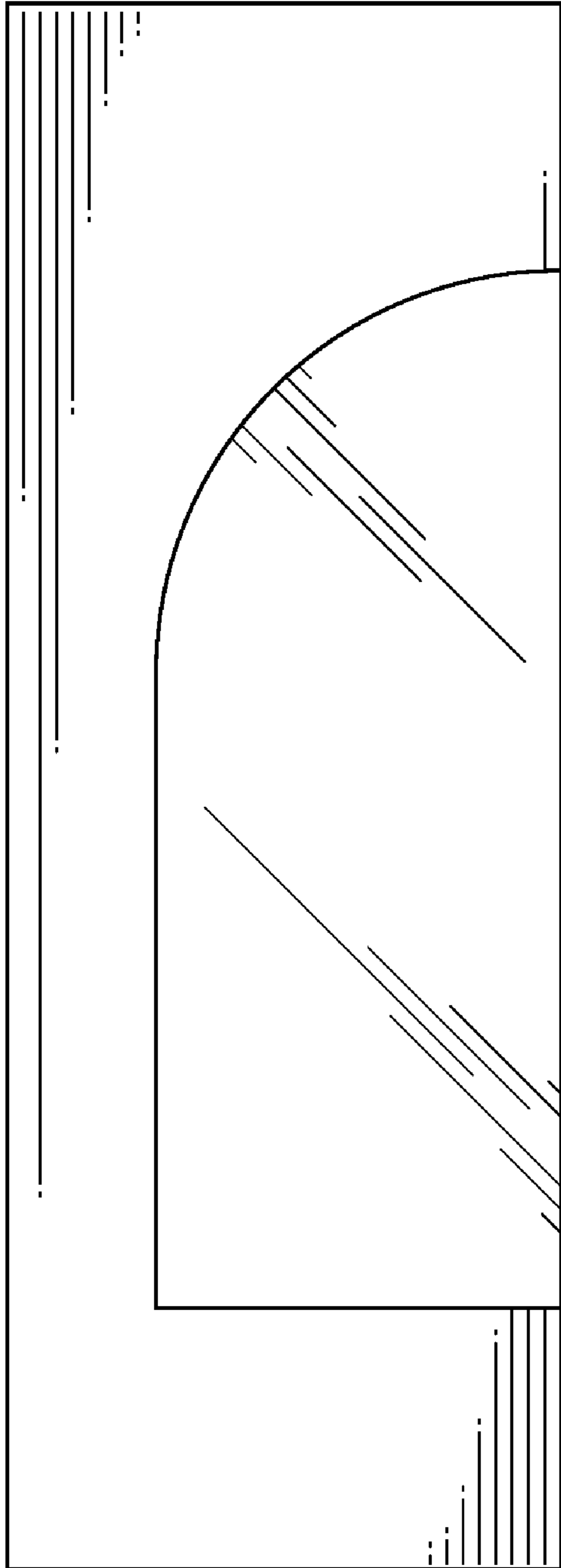


FIG. 2

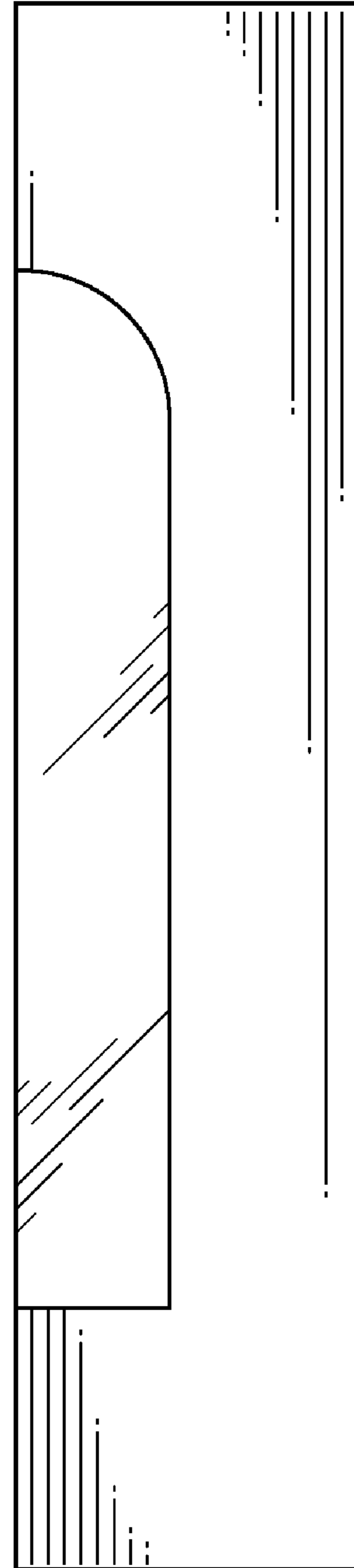


FIG. 3

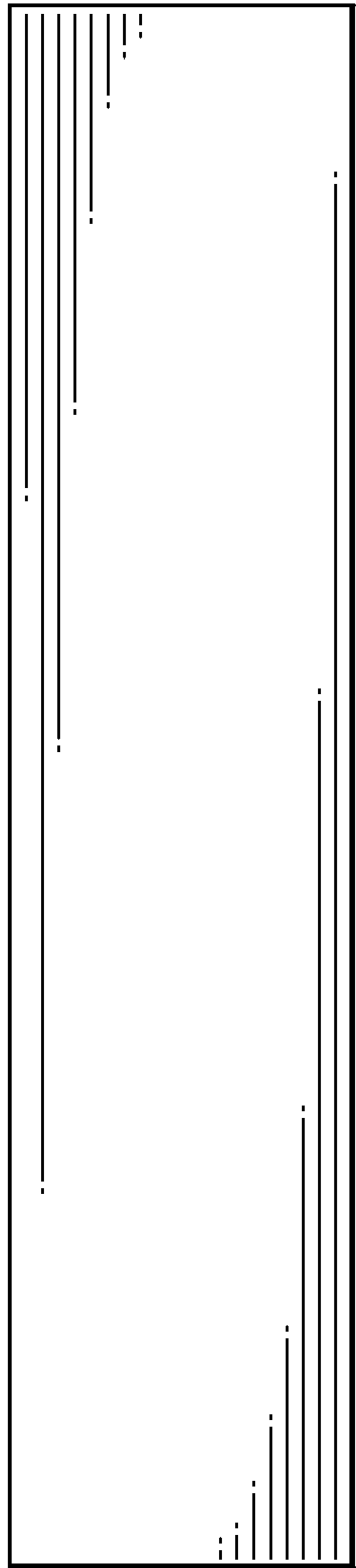


FIG. 4

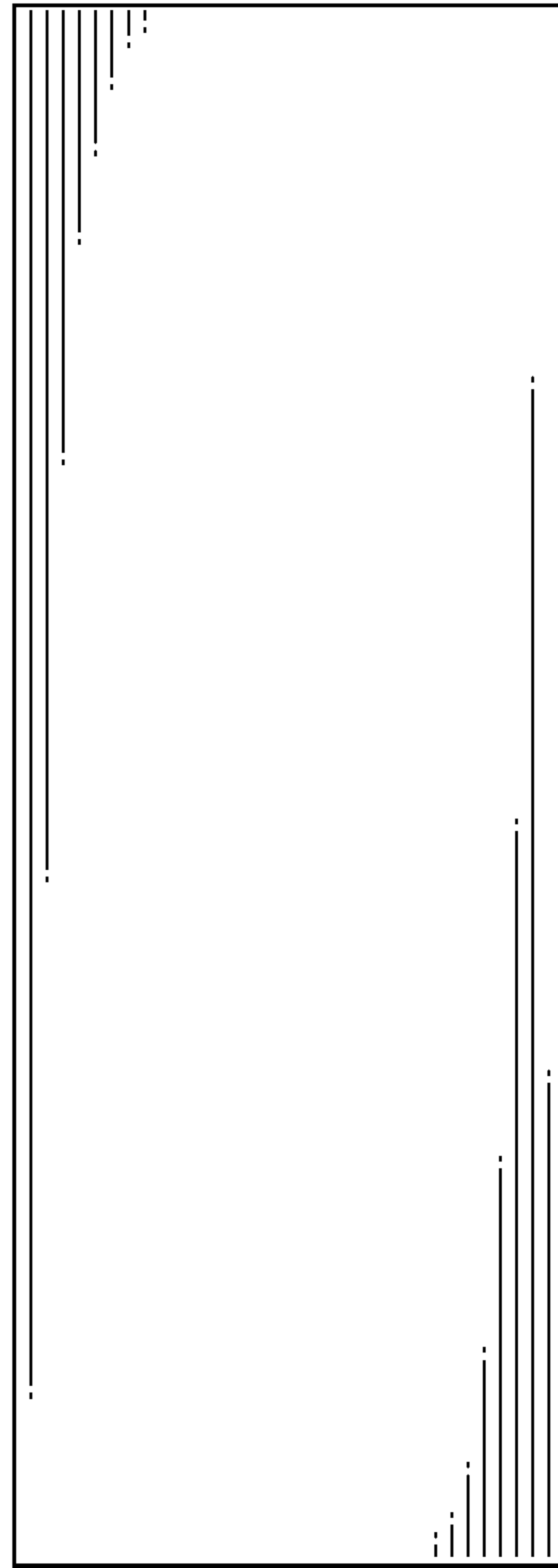


FIG. 5

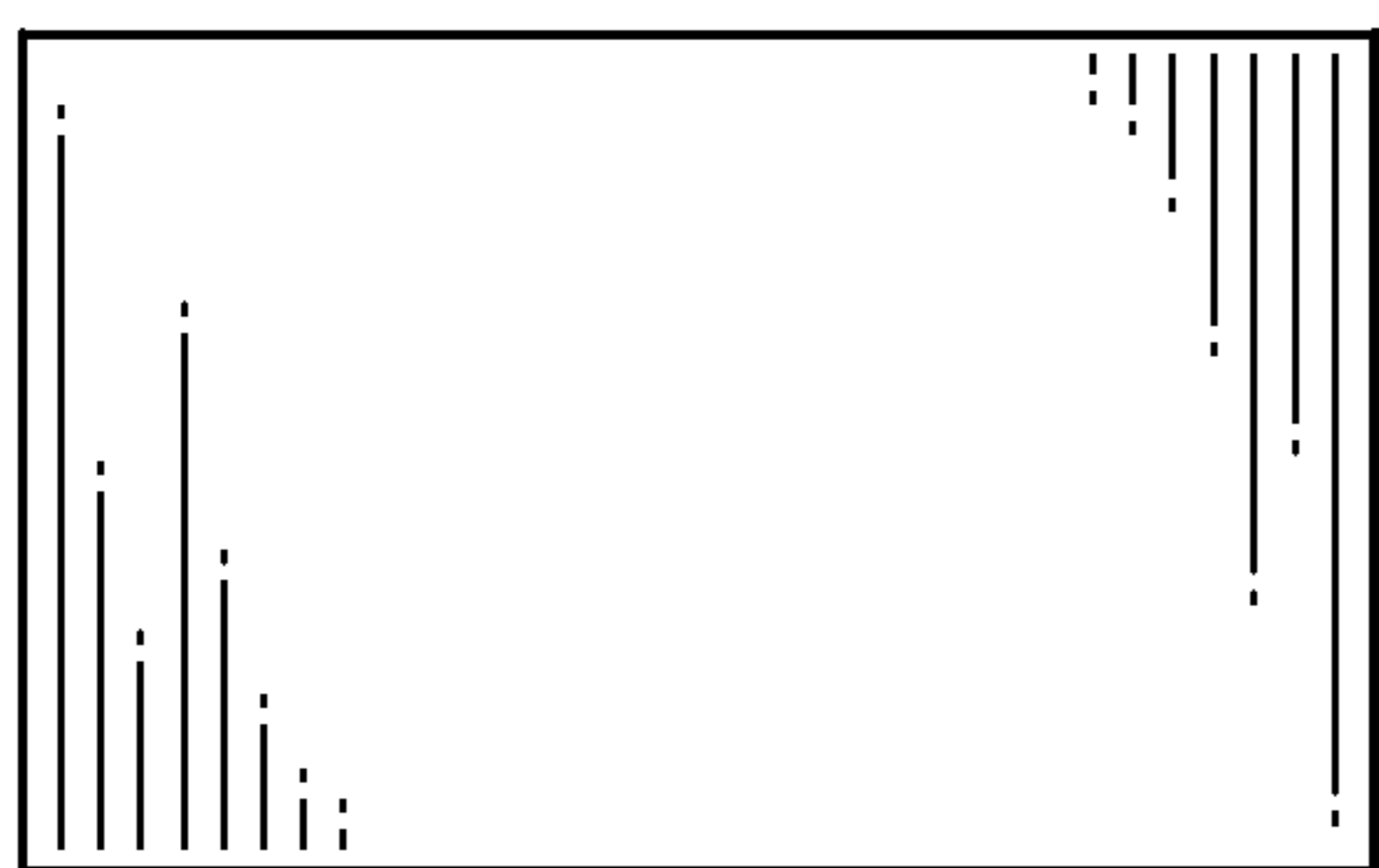


FIG. 6



FIG. 7