



US00D600102S

(12) **United States Design Patent**  
**Larkin**

(10) **Patent No.:** **US D600,102 S**  
(45) **Date of Patent:** **\*\* Sep. 15, 2009**

(54) **CONCRETE SAFETY HOOK**

D515,827 S \* 2/2006 Steendyk ..... D6/317

(76) Inventor: **James Larkin**, 16 Fairview Rd.,  
Scarsdale, NY (US) 10583

FOREIGN PATENT DOCUMENTS

EP 0766033 A1 4/1997

(\*\*) Term: **14 Years**

\* cited by examiner

(21) Appl. No.: **29/317,634**

*Primary Examiner*—Holly H Baynham

(22) Filed: **May 2, 2008**

(74) *Attorney, Agent, or Firm*—Lackenbach Siegel, LLP;  
Myron Greenspan

(51) **LOC (9) Cl.** ..... **08-05**

(57) **CLAIM**

(52) **U.S. Cl.** ..... **D8/370; D8/367**

I claim the ornamental design for a concrete safety hook, as shown and described.

(58) **Field of Classification Search** ..... D8/367,  
D8/370; 248/302–303; 52/125.4

See application file for complete search history.

**DESCRIPTION**

(56) **References Cited**

FIG. 1 is a perspective view of a concrete safety hook in accordance with my novel design;

U.S. PATENT DOCUMENTS

FIG. 2 is a side elevational view of one side of the concrete safety hook;

577,002 A	2/1897	Blodgett	
D31,136 S	7/1899	Wagor	
3,705,469 A *	12/1972	Eriksson	52/125.4
D228,488 S	10/1973	Gates	
4,070,832 A *	1/1978	Grosch	52/125.4
4,262,951 A	4/1981	Hoyer	
4,437,642 A	3/1984	Holt	
4,473,984 A	10/1984	Lopez	
D300,117 S	3/1989	Gates	
5,586,423 A	12/1996	Mullen	
5,634,310 A	6/1997	Hohmann	
6,260,900 B1	7/2001	Scott	
6,345,472 B1	2/2002	Taylor	
6,625,940 B2	9/2003	Sanger	

FIG. 3 is a side elevational view of the other side of the concrete safety hook;

FIG. 4 is a top plan view of the concrete safety hook;


FIG. 5 is a bottom plan view of the concrete safety hook;

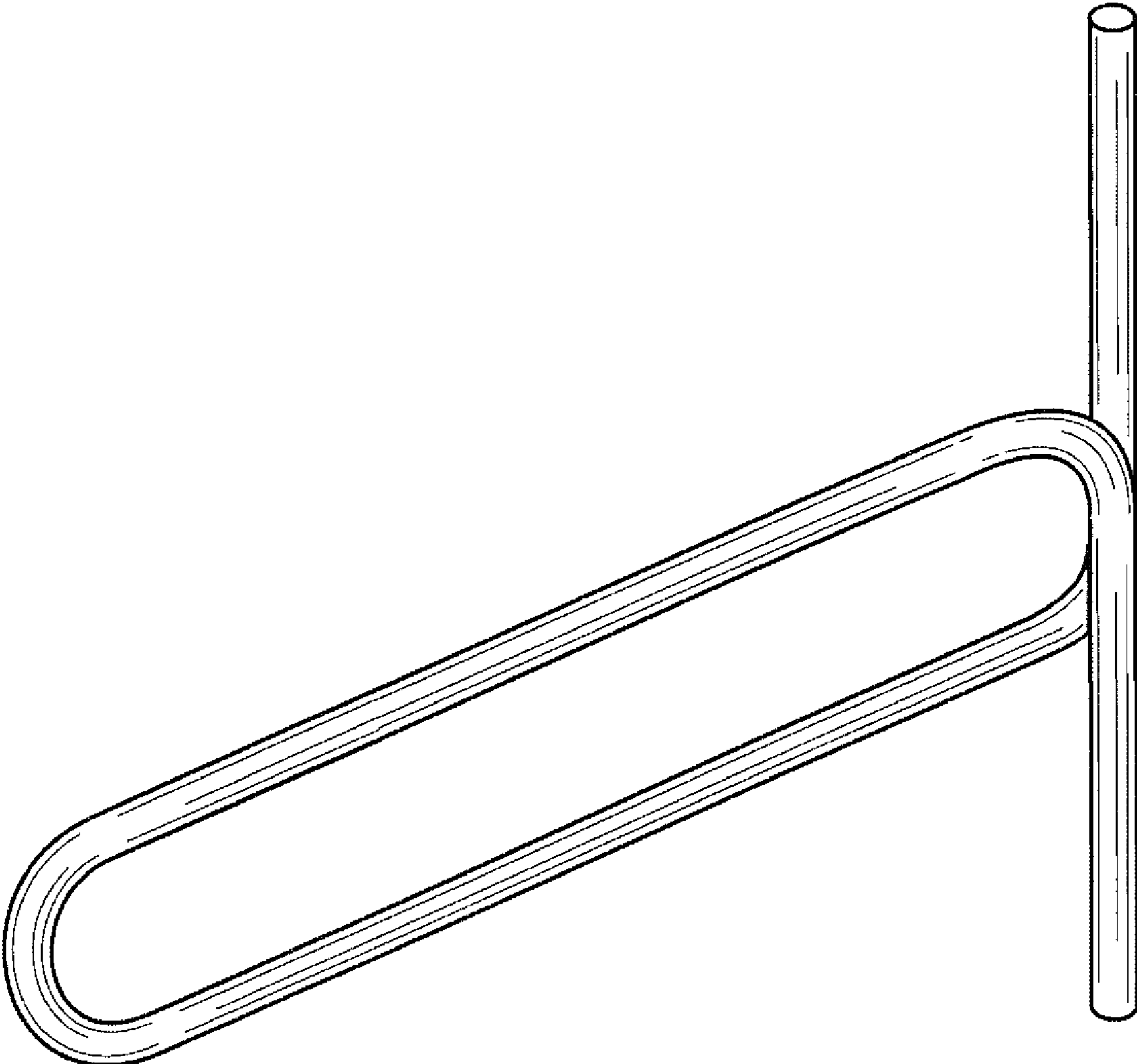
FIG. 6 is a front elevational view of the concrete safety hook; and,

FIG. 7 is a rear elevational view of the concrete safety hook.

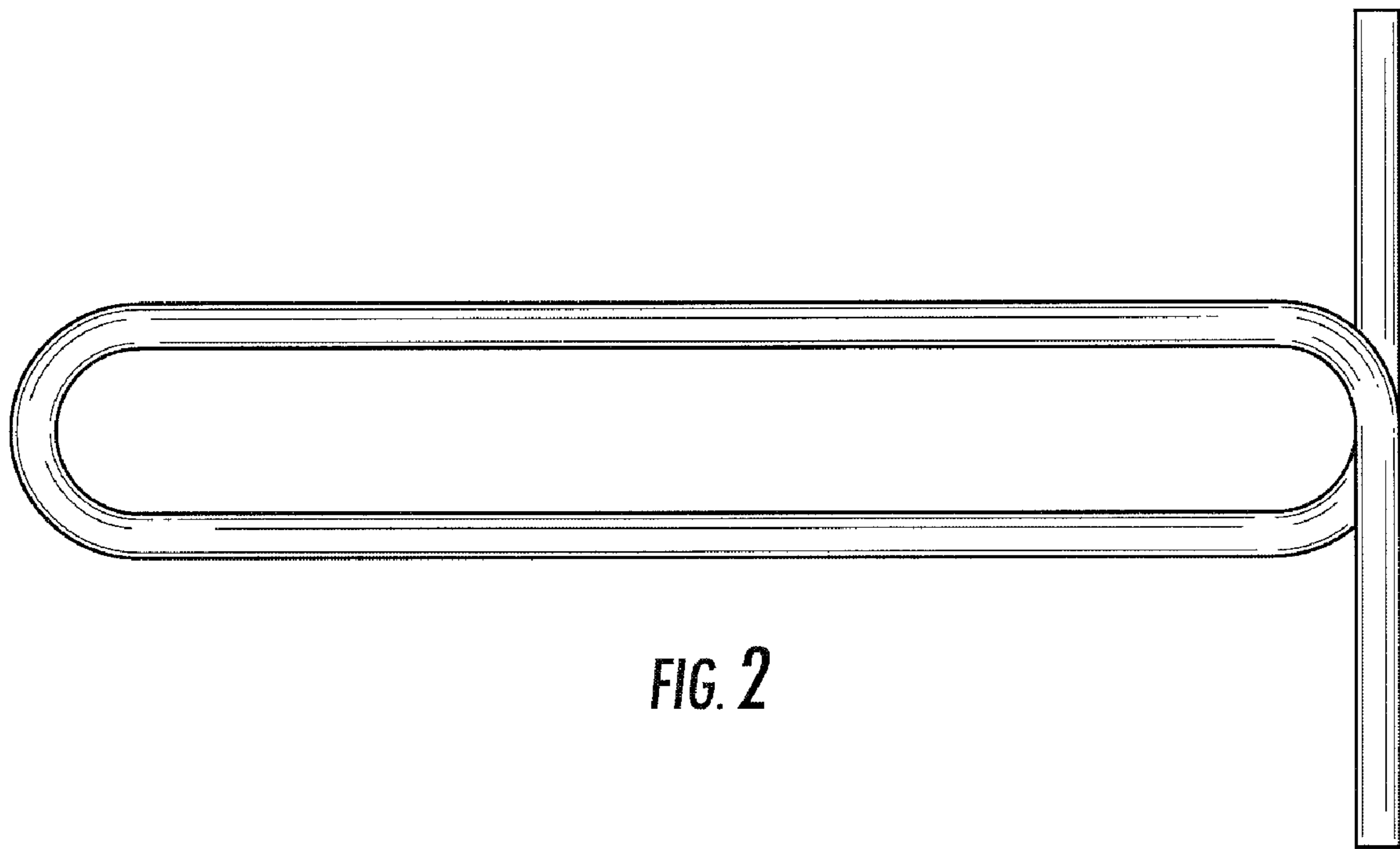
The broken lines shown in the drawings are for illustrative purposes only and form no part of the claimed design.

**1 Claim, 5 Drawing Sheets**

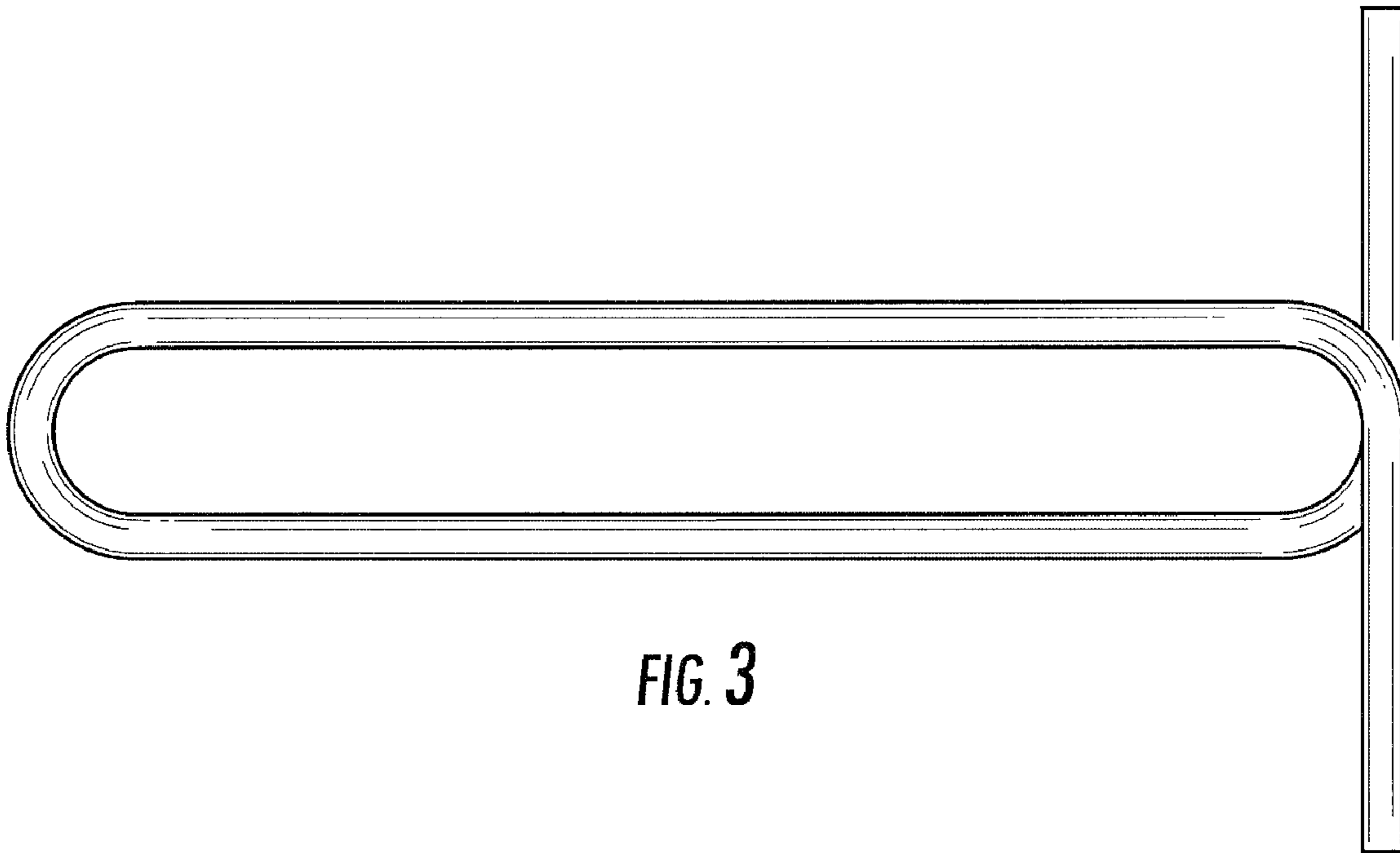





**FIG. 1**




*FIG. 2*



**FIG. 3**




*FIG. 4*



*FIG. 5*



**FIG. 6**



**FIG. 7**