

US00D600099S

(12) **United States Design Patent**  
**Dahlin**

(10) **Patent No.:** **US D600,099 S**

(45) **Date of Patent:** **\*\* Sep. 15, 2009**

(54) **LONG J HOOK**

D554,981 S \* 11/2007 Delisio et al. .... D8/367  
D584,939 S \* 1/2009 Snell ..... D8/367

(75) Inventor: **Frederick R. Dahlin**, Columbia, MD  
(US)

\* cited by examiner

(73) Assignee: **Mumser, Inc.**, Columbia, MD (US)

*Primary Examiner*—Holly H Baynham  
(74) *Attorney, Agent, or Firm*—Rosenberg, Klein & Lee

(\*\*) Term: **14 Years**

(57) **CLAIM**

(21) Appl. No.: **29/273,283**

The ornamental design for a “long J hook,” as shown and described.

(22) Filed: **Mar. 2, 2007**

(51) **LOC (9) Cl.** ..... **08-05**

**DESCRIPTION**

(52) **U.S. Cl.** ..... **D8/367; D8/373**

(58) **Field of Classification Search** ..... D8/267,  
D8/273; D6/323; 248/310, 304, 339  
See application file for complete search history.

FIG. 1 is a perspective view of a long J hook, showing my new design;

FIG. 2 is a side elevational view thereof;

FIG. 3 is a front elevational view thereof;

FIG. 4 is a rear elevational view thereof;

FIG. 5 is a top plan view thereof;

FIG. 6 is a bottom plan view thereof;

FIG. 7 is a cross-section of the design of FIG. 1, taken along the 7—7 line in FIG. 2;

FIG. 8 is a cross-section of the design of FIG. 1, taken along the 8—8 line in FIG. 2; and,


FIG. 9 is a cross-section of the design of FIG. 1, taken along the 9—9 line in FIG. 2.

(56) **References Cited**

U.S. PATENT DOCUMENTS

D248,012 S *	5/1978	Rensen	.....	D8/372
D373,526 S *	9/1996	Roethler	.....	D8/367
D373,948 S *	9/1996	Etzel et al.	.....	D8/367
D383,052 S *	9/1997	Sheftel	.....	D8/367
D384,268 S *	9/1997	Jones	.....	D8/367
D393,587 S *	4/1998	Valerio et al.	.....	D8/373
D407,965 S *	4/1999	Smith	.....	D8/367
D422,198 S *	4/2000	Snell	.....	D8/367
D455,947 S *	4/2002	Goodman et al.	.....	D8/367
D507,961 S *	8/2005	Goodman et al.	.....	D8/367
D516,326 S *	3/2006	Goodman et al.	.....	D6/323

**1 Claim, 6 Drawing Sheets**



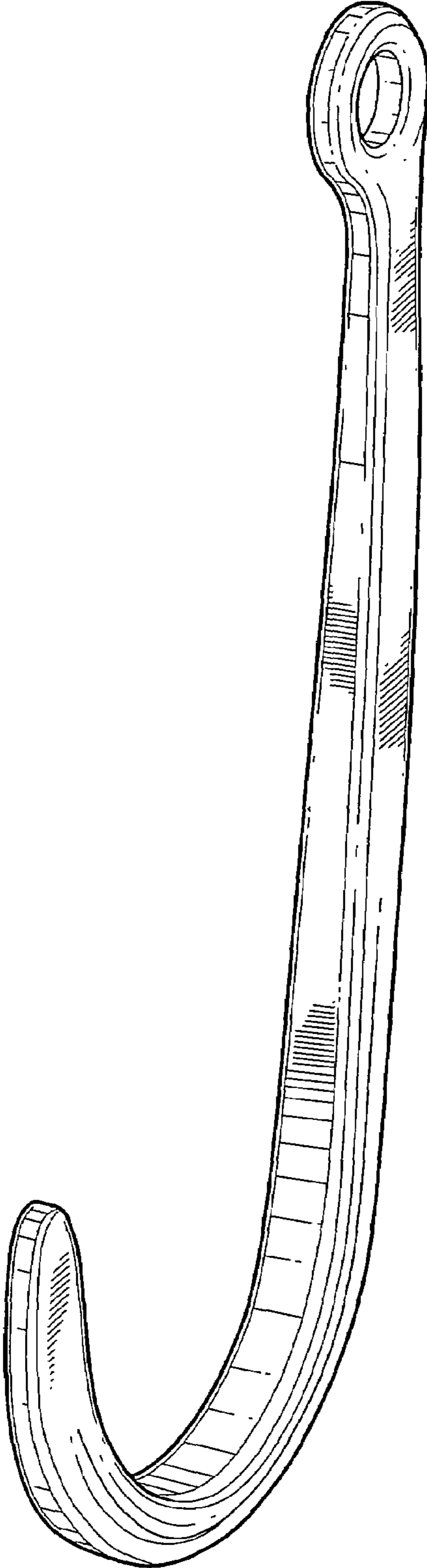


FIG. 1

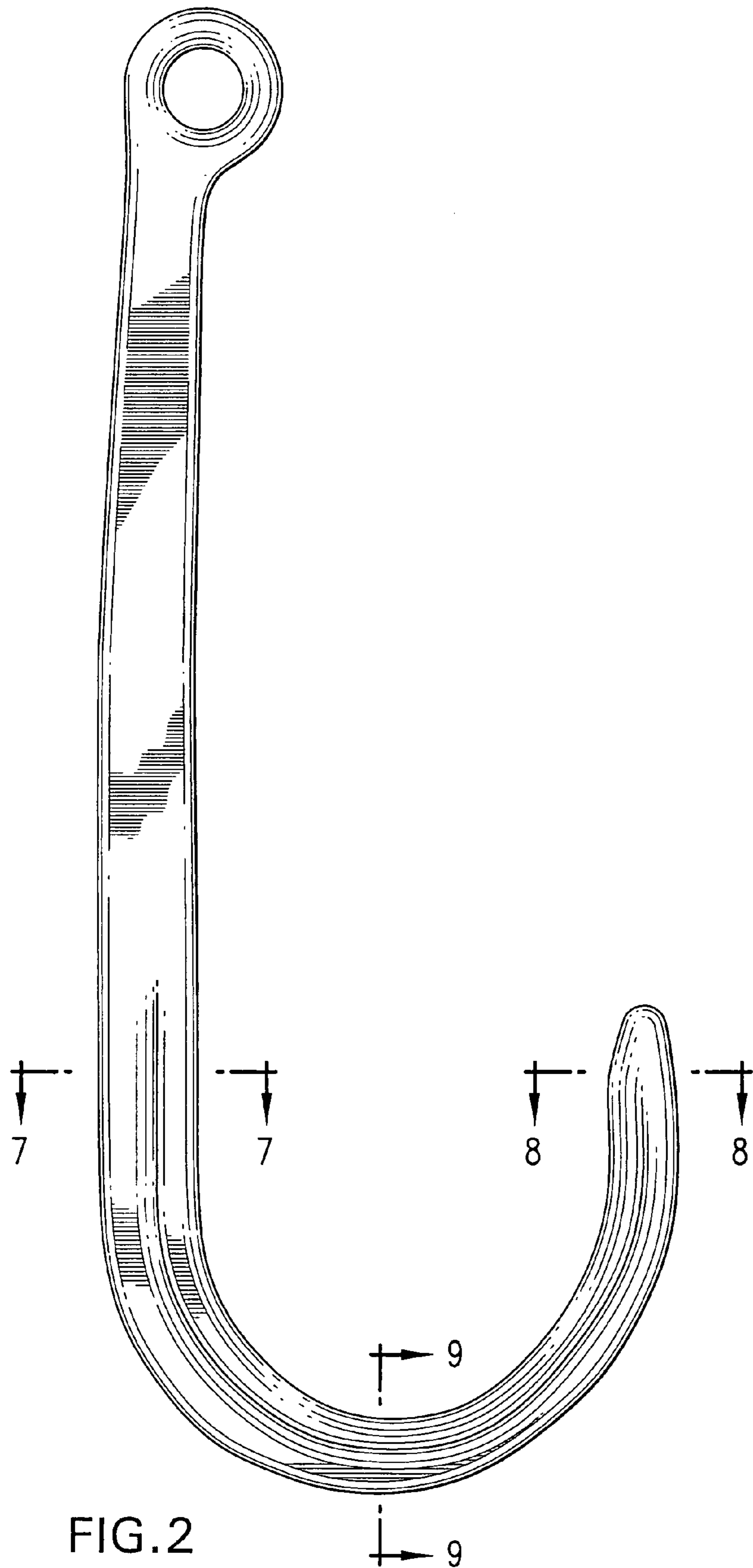


FIG. 2

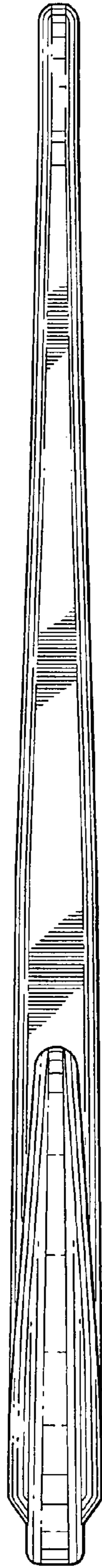


FIG. 3

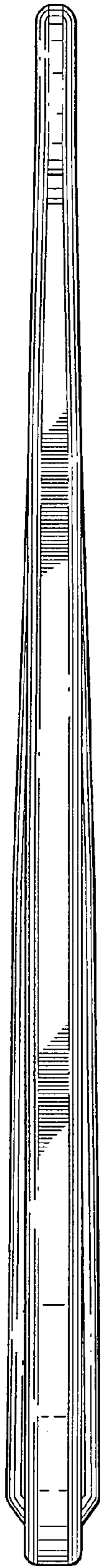


FIG.4

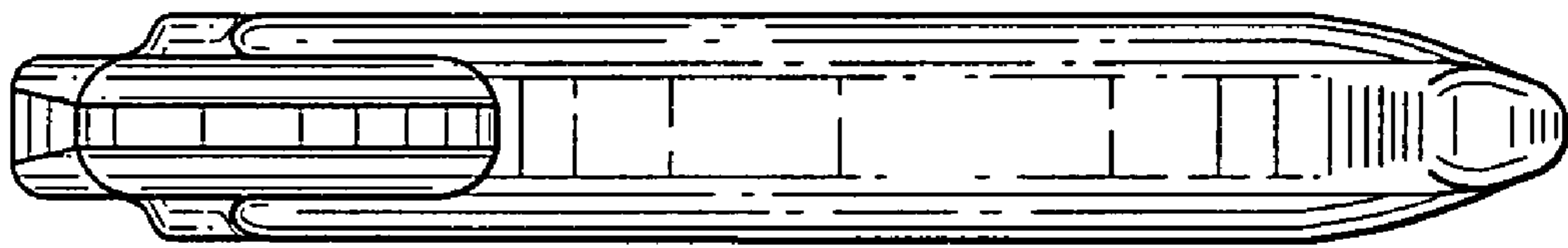


FIG. 5

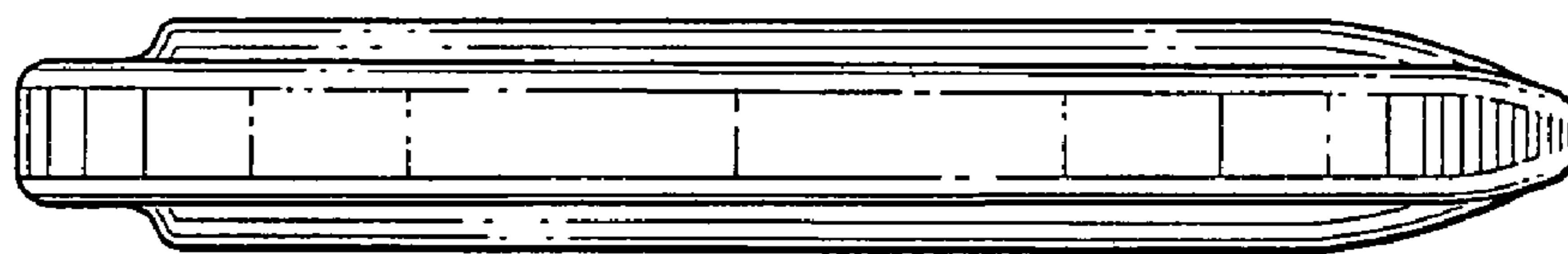


FIG. 6

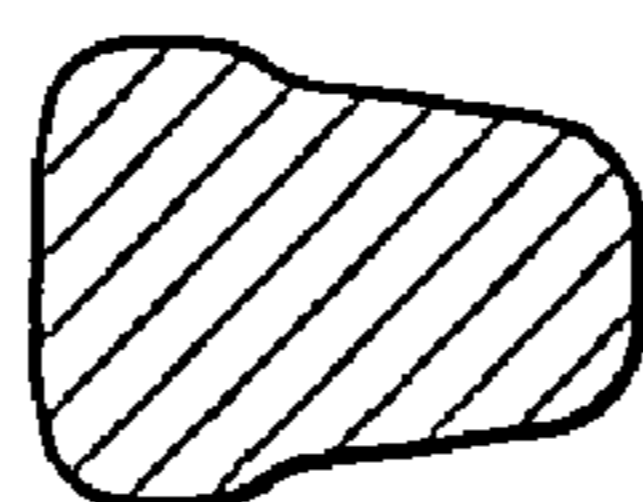


FIG. 7



FIG. 8



FIG. 9