



US00D600097S

(12) **United States Design Patent**  
**Erickson**

(10) **Patent No.:** **US D600,097 S**

(45) **Date of Patent:** **\*\* Sep. 15, 2009**

(54) **SLAB BOLSTER SYSTEM**

(76) Inventor: **John Erickson**, 10442 Liberty La.,  
Chisago City, MN (US) 55013

(\*\*) Term: **14 Years**

(21) Appl. No.: **29/308,582**

(22) Filed: **Jun. 24, 2008**

(51) **LOC (9) Cl.** ..... **08-05**

(52) **U.S. Cl.** ..... **D8/354**

(58) **Field of Classification Search** ..... D8/349,  
D8/354; 52/649.1, 677, 684, 686-688; 404/62,  
404/70

See application file for complete search history.

(56) **References Cited**

**U.S. PATENT DOCUMENTS**

1,720,193	A *	7/1929	White	.....	52/649.1
2,627,793	A *	2/1953	White	.....	404/62
4,942,714	A *	7/1990	Langley et al.	.....	52/687
D393,997	S *	5/1998	Hartzheim	.....	D8/354
6,092,960	A *	7/2000	McCallion	.....	404/70
6,722,097	B2 *	4/2004	Haslem et al.	.....	52/687
6,735,918	B2 *	5/2004	Haslem et al.	.....	52/677
6,772,571	B1 *	8/2004	Sorkin	.....	52/688

6,775,954	B1 *	8/2004	Sorkin	.....	52/686
6,948,291	B2 *	9/2005	Haslem et al.	.....	52/677
D548,054	S *	8/2007	Erickson et al.	.....	D8/354
D571,189	S *	6/2008	Verelli et al.	.....	D8/354

\* cited by examiner

*Primary Examiner*—Holly H Baynham

*Assistant Examiner*—Cynthia M Chin

(74) *Attorney, Agent, or Firm*—Moss & Barnett

(57) **CLAIM**

The ornamental design for a new slab bolster system, as shown and described.

**DESCRIPTION**

FIG. 1 is a perspective view of the slab bolster system.

FIG. 2 is a first end view of the slab bolster system.

FIG. 3 is a second end view of the slab bolster system.

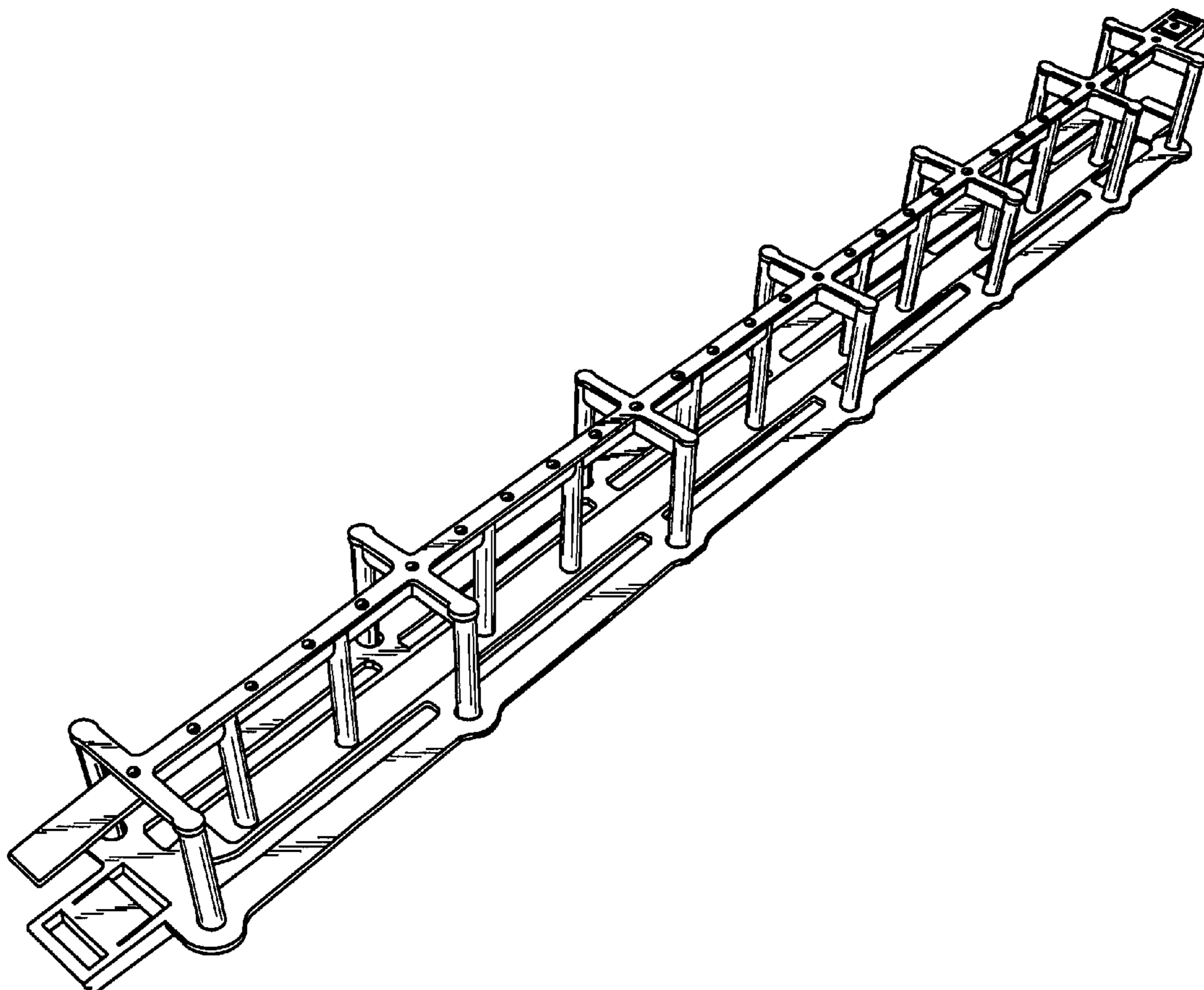
FIG. 4 is a first side view of the slab bolster system.

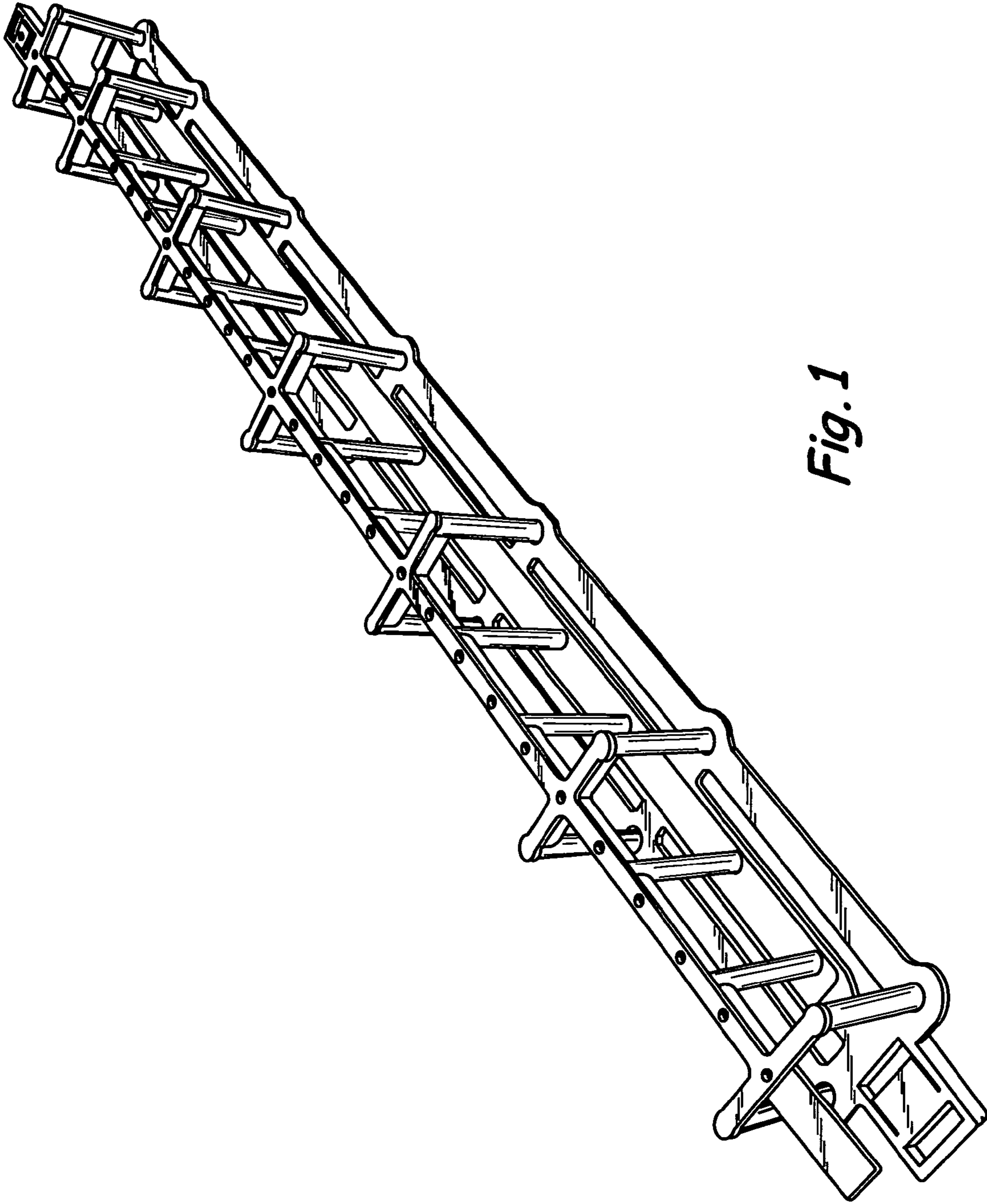
FIG. 5 is a second side view of the slab bolster system.

FIG. 6 is a top view of the slab bolster system; and,

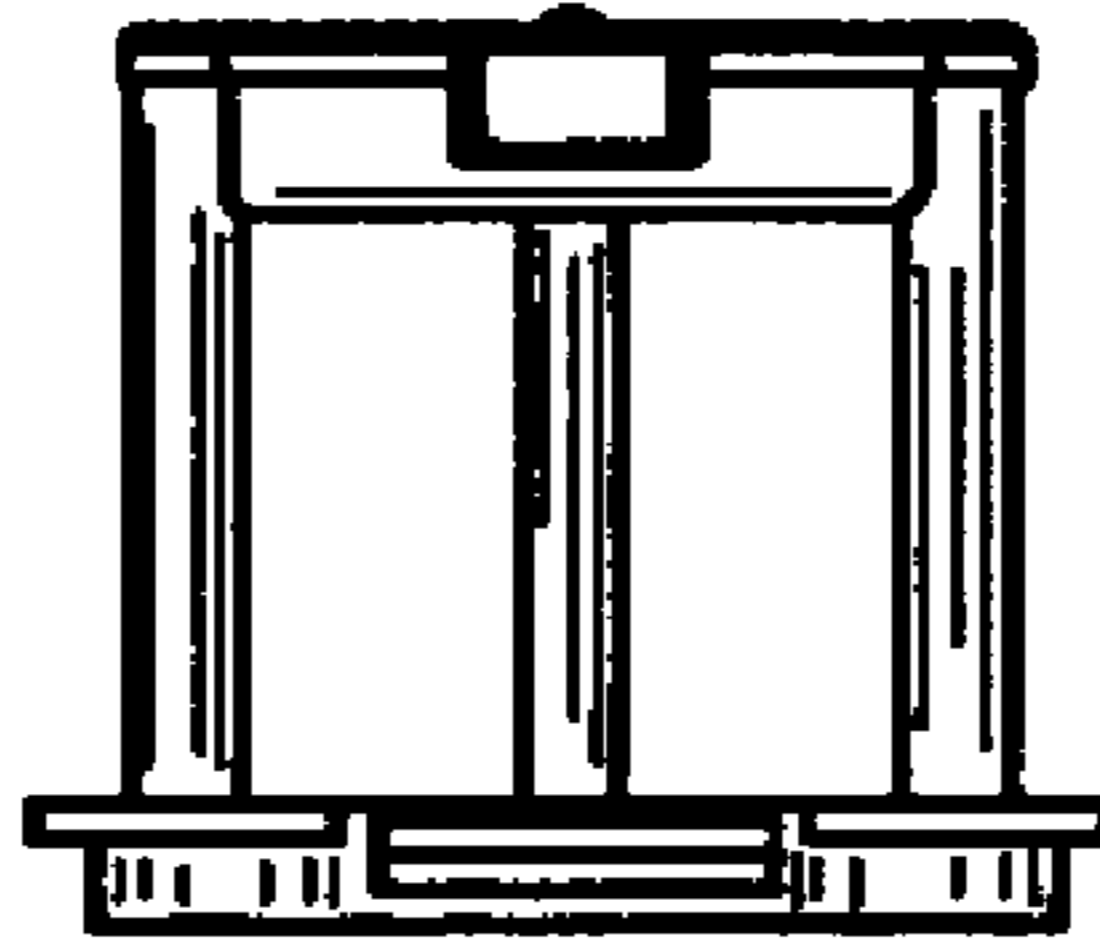
FIG. 7 is a bottom view of the slab bolster system.

**1 Claim, 4 Drawing Sheets**






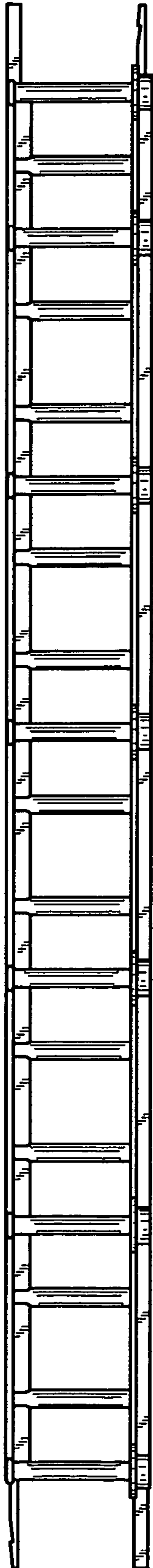
*Fig. 1*



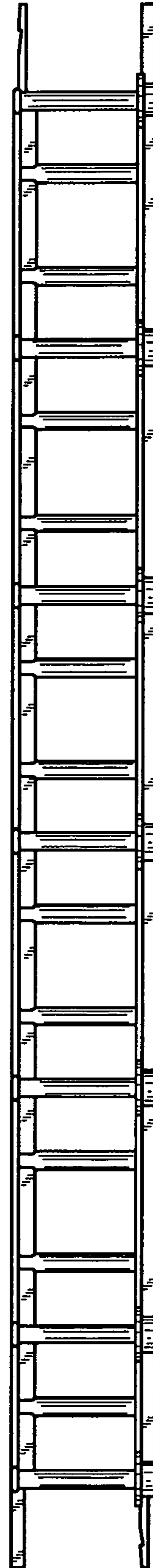
*Fig. 2*



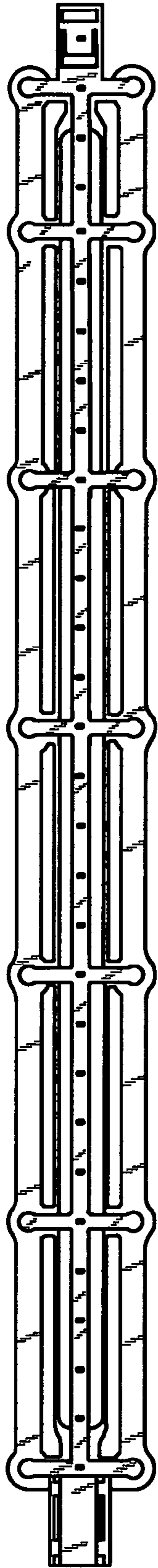
*Fig. 3*




*Fig. 4*



*Fig. 5*



*Fig. 6*



*Fig. 7*