



US00D600094S

(12) **United States Design Patent**
Hwang et al.

(10) **Patent No.:** **US D600,094 S**

(45) **Date of Patent:** **** Sep. 15, 2009**

(54) **CONTROL KNOB**

(75) Inventors: **Lawrence Hwang**, Cerritos, CA (US);
Guillermo Gonzalez, Lawndale, CA (US)

(73) Assignee: **Honda Motor Co., Ltd.**, Tokyo (JP)

(**) Term: **14 Years**

(21) Appl. No.: **29/326,537**

(22) Filed: **Oct. 20, 2008**

(51) **LOC (9) Cl.** **08-06**

(52) **U.S. Cl.** **D8/312**

(58) **Field of Classification Search** D8/300–302,
D8/305, 312–321, DIG. 1; D6/633; D7/393;
D3/291, 318; D23/250–254; D12/192, 174,
D12/177, 400, 190; 292/347, 336.3; 16/101.1,
16/412, 414–420, 443–446, 441, 110 R, 111 R,
16/DIG. 19, DIG. 20

See application file for complete search history.

(56) **References Cited**

U.S. PATENT DOCUMENTS

D173,885 S *	1/1955	Slate	D8/312
D206,456 S *	12/1966	Russell	D8/312
D218,009 S *	7/1970	Bosack	D8/312
D343,348 S *	1/1994	Ito et al.	D8/312
D387,734 S *	12/1997	Hawkins et al.	D13/158
D389,394 S *	1/1998	Taylor	D8/312
D390,197 S *	2/1998	Thomas	D13/174

D416,060 S *	11/1999	Angeles	D21/694
D472,947 S *	4/2003	Wu	D21/694
D475,269 S *	6/2003	Matern	D8/312
D520,856 S *	5/2006	Osiecki et al.	D8/312
D520,859 S *	5/2006	Osiecki et al.	D8/321
D563,758 S *	3/2008	Oliver	D8/310
D573,438 S *	7/2008	Ricereto	D8/310
D575,210 S *	8/2008	Johannsen	D12/192
D575,211 S *	8/2008	Wlotzka	D12/192
D575,711 S *	8/2008	Johannsen	D12/192
D575,712 S *	8/2008	Johannsen	D12/192
D579,307 S *	10/2008	Himmelburger	D8/312
D587,556 S *	3/2009	Marks	D8/312
D589,776 S *	4/2009	Camp	D8/312

* cited by examiner

Primary Examiner—Ian Simmons

Assistant Examiner—Mark A Goodwin

(74) *Attorney, Agent, or Firm*—Plumsea Law Group, LLC;
Mark E. Duell

(57) **CLAIM**

The ornamental design for a control knob, as shown and described.

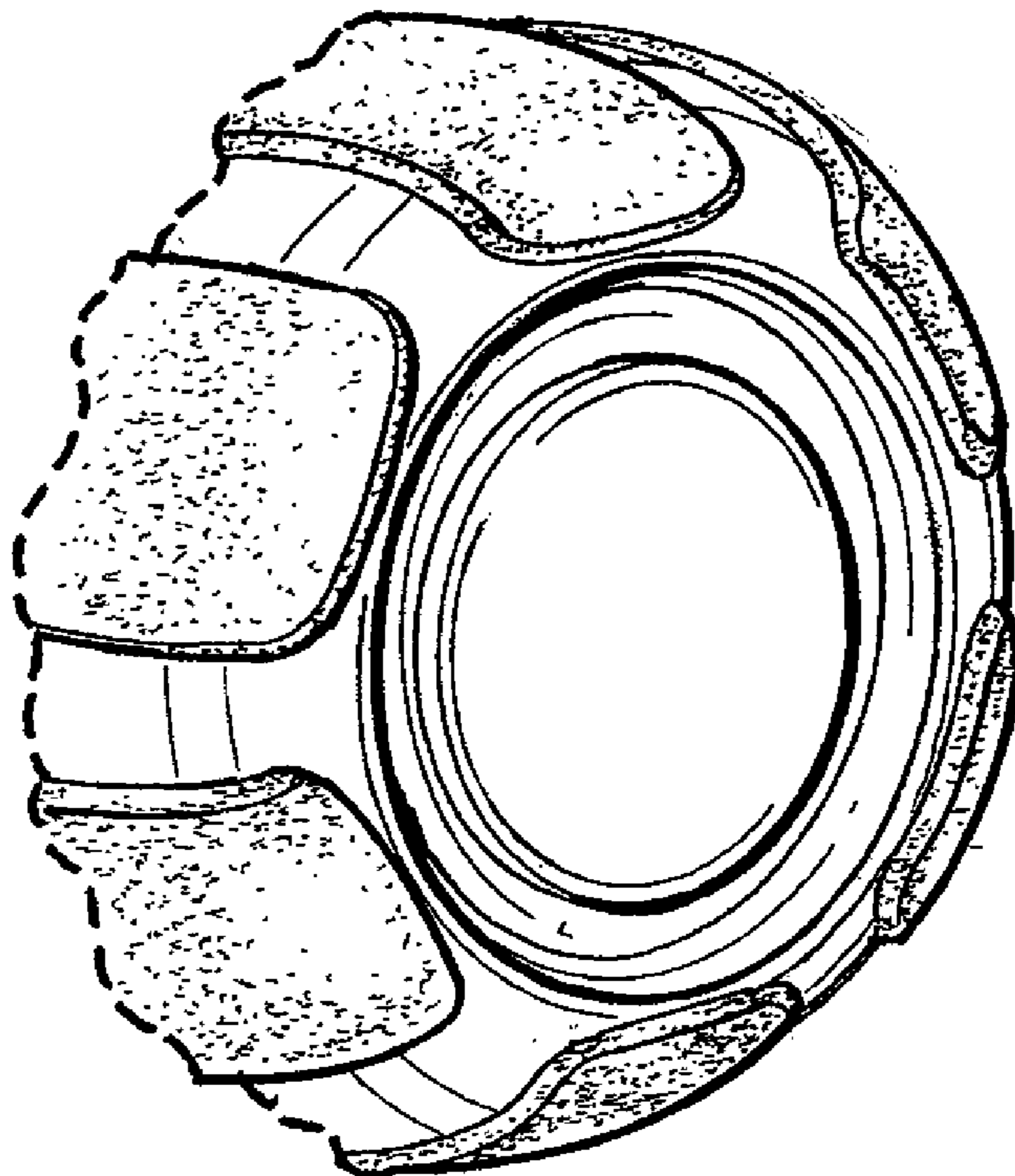
DESCRIPTION

FIG. 1 is a perspective view of a control knob showing our new design; and,

FIG. 2 is an elevational view thereof.

The heavy broken line depicts a boundary of the claimed design.

1 Claim, 1 Drawing Sheet



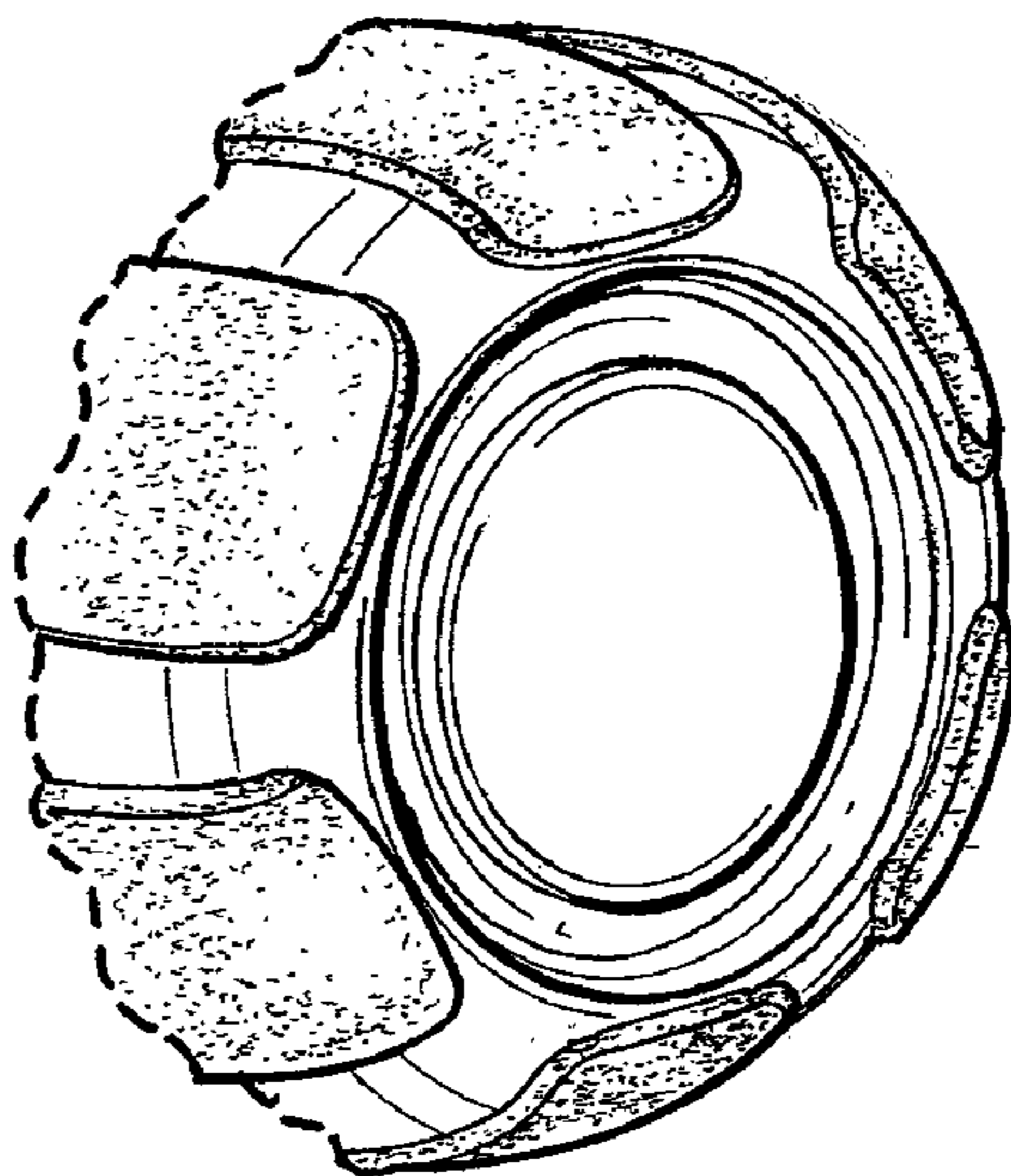


FIG. 1




FIG. 2