



US00D600091S

(12) **United States Design Patent**
Liu

(10) **Patent No.:** **US D600,091 S**
(45) **Date of Patent:** **** Sep. 15, 2009**

(54) **TOOL HANDLE**

(76) **Inventor:** **Qing-Xiang Liu**, No. 61, 20th Rd., Ta Li Industrial Zone, Taiping City, Taichung Hsien (TW)

(**) **Term:** **14 Years**

(21) **Appl. No.:** **29/310,585**

(22) **Filed:** **Aug. 27, 2008**

(51) **LOC (9) Cl.** **08-05**

(52) **U.S. Cl.** **D8/107**

(58) **Field of Classification Search** D8/14, D8/14.1, 21, 25, 29, 45, 51, 61-70, 82-87, D8/107, 300, 313, DIG. 1; D7/394-395, D7/649, 393; D15/17, 18; D32/46; 16/110.1, 16/111.1, 422, 430-431, 11 R, 111 R, 114, 16/116, 421, 436; 81/177.1-177.7, 177.85, 81/489, 20, 439-440, 180.1, 436, 57.11, 81/429, 464, 465, 466, 469; 7/151; 15/235.4, 15/235.6, 235.8; 294/55; 173/13, 169, 178, 173/213, 217; 227/8, 114, 120, 130, 136, 227/142; 310/50; 408/20, 124, 125, 234, 408/241 R; 451/358; D21/725, 722

See application file for complete search history.

(56) **References Cited**

U.S. PATENT DOCUMENTS

955,520 A * 4/1910 Loewenberg 81/440

1,726,141 A * 9/1929 Tomelick 81/439
2,141,072 A * 12/1938 Velepec 81/436
3,842,875 A * 10/1974 Tascone 81/439
D296,691 S * 7/1988 Tajima D14/204
D307,207 S * 4/1990 Wolf D32/46
5,024,435 A * 6/1991 Robbins 473/457
6,173,467 B1 * 1/2001 Chou 7/165
D444,048 S * 6/2001 Mangione D8/107
D448,056 S * 9/2001 Duffy et al. D21/725

* cited by examiner

Primary Examiner—Cathron C Brooks

Assistant Examiner—Barbara Fox

(74) *Attorney, Agent, or Firm*—Charles E. Baxley

(57) **CLAIM**

The ornamental design for a tool handle, as shown and described.

DESCRIPTION

FIG. 1 is a perspective view of a tool handle showing our new design thereof;

FIG. 2 is a front elevational view thereof;

FIG. 3 is a rear elevational view thereof;

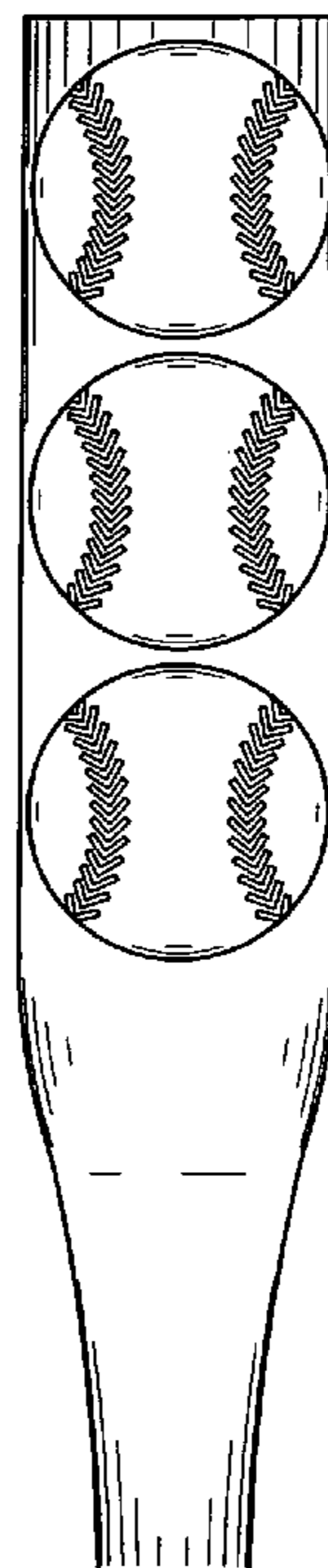
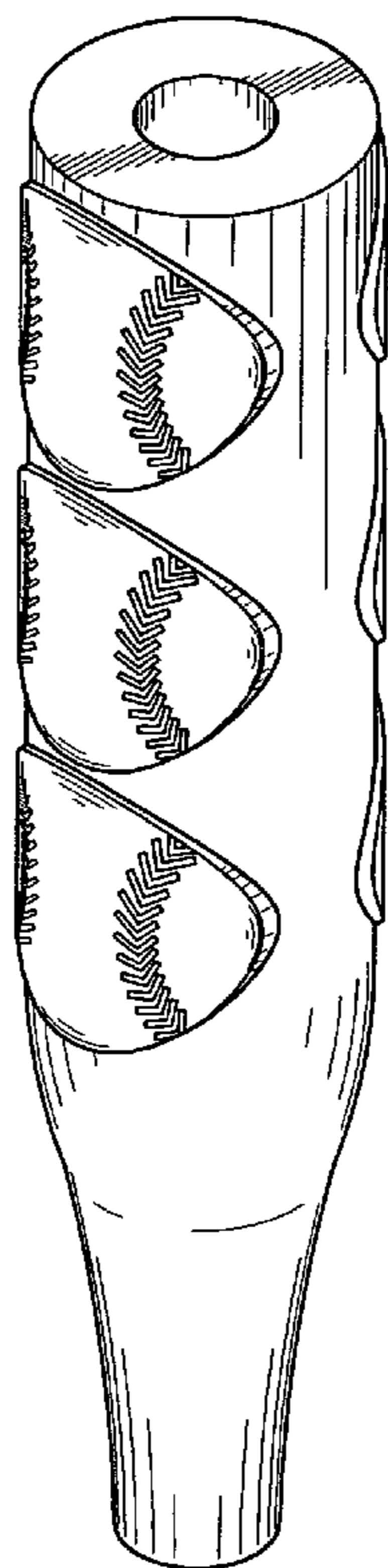
FIG. 4 is a left side elevational view thereof;

FIG. 5 is a right side elevational view thereof;

FIG. 6 is a top plan view thereof; and,

FIG. 7 is a bottom plan view thereof.

1 Claim, 4 Drawing Sheets



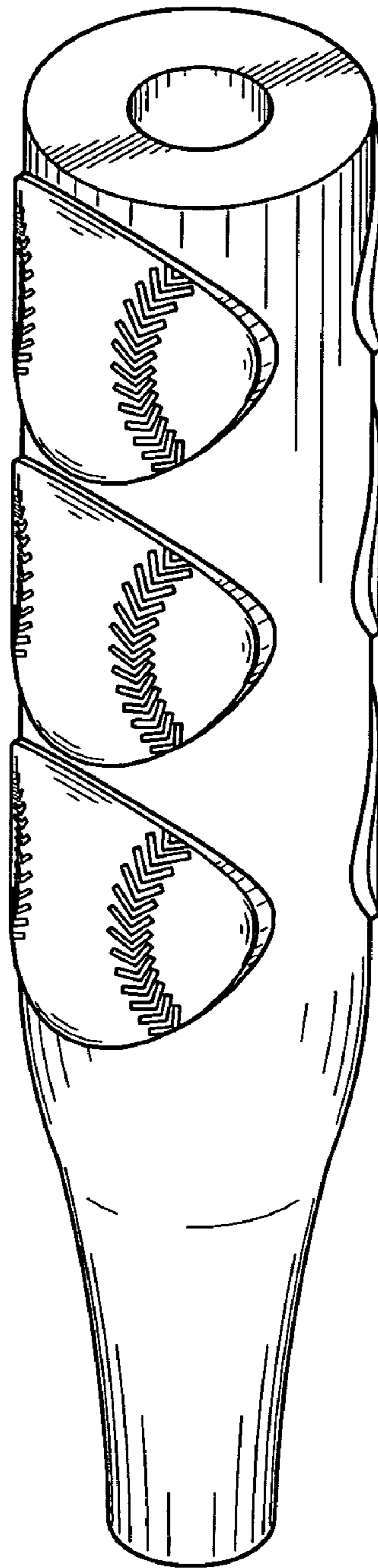


FIG. 1

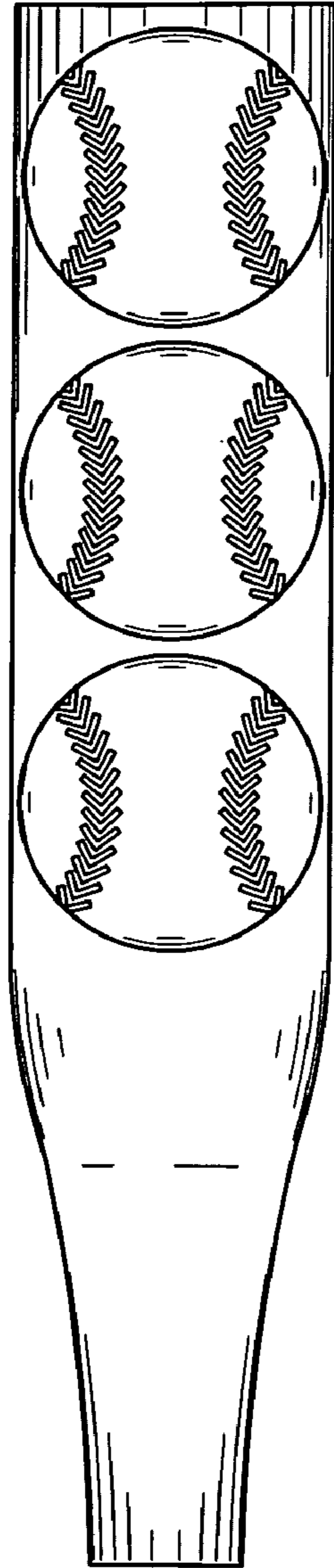


FIG. 2

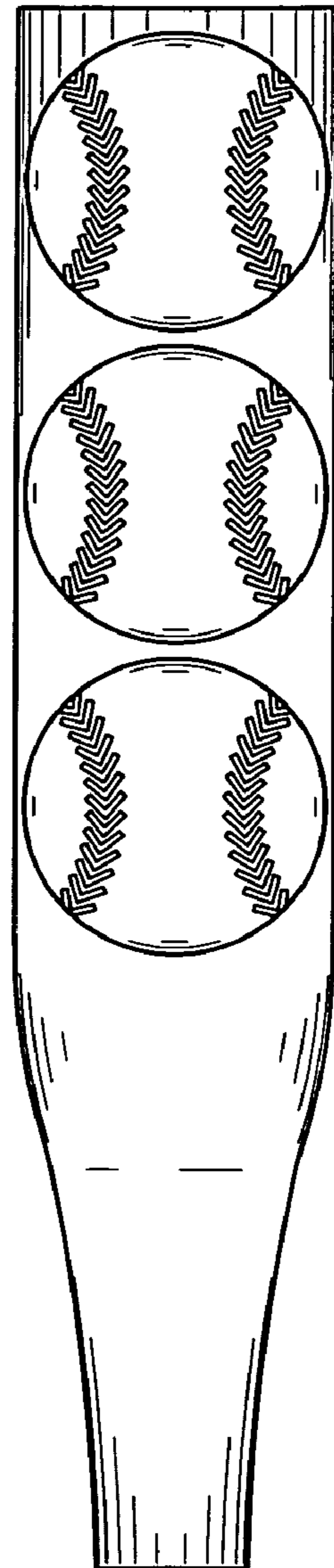


FIG. 3

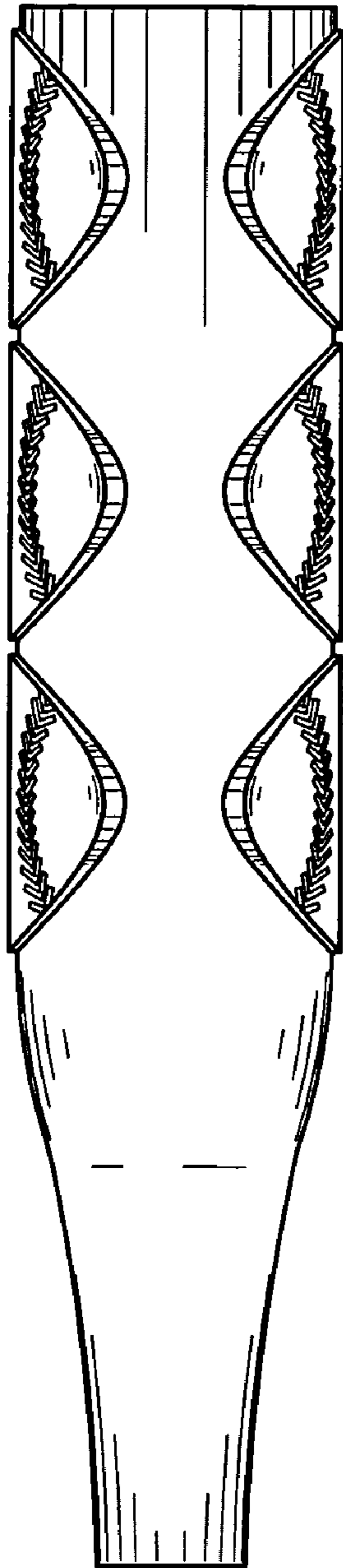


FIG. 4

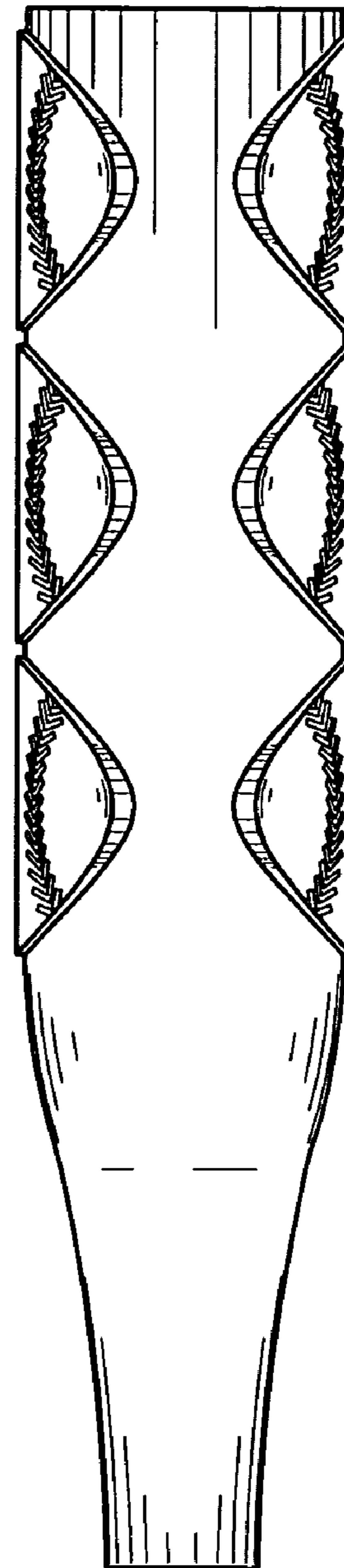


FIG. 5

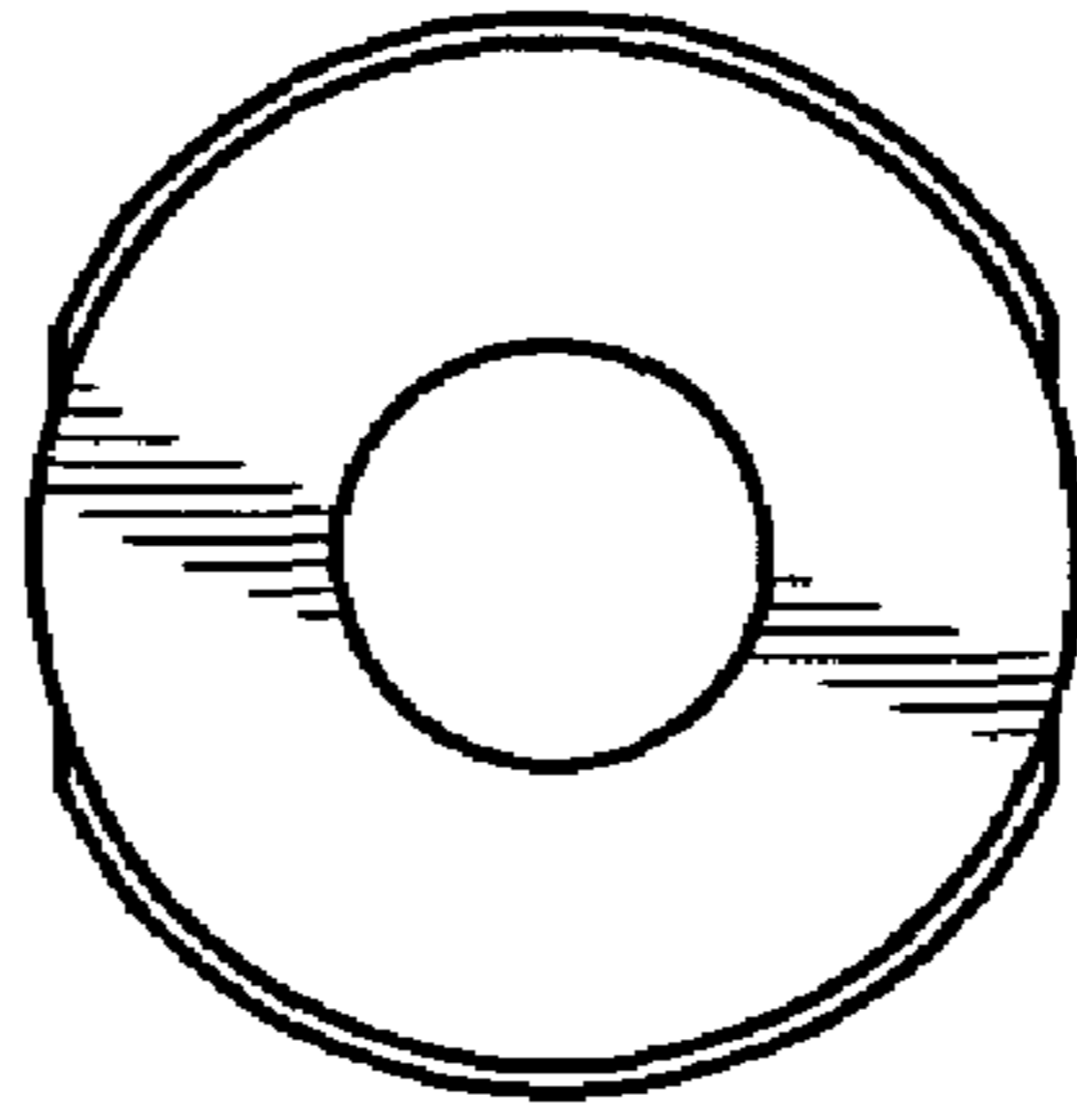


FIG. 6

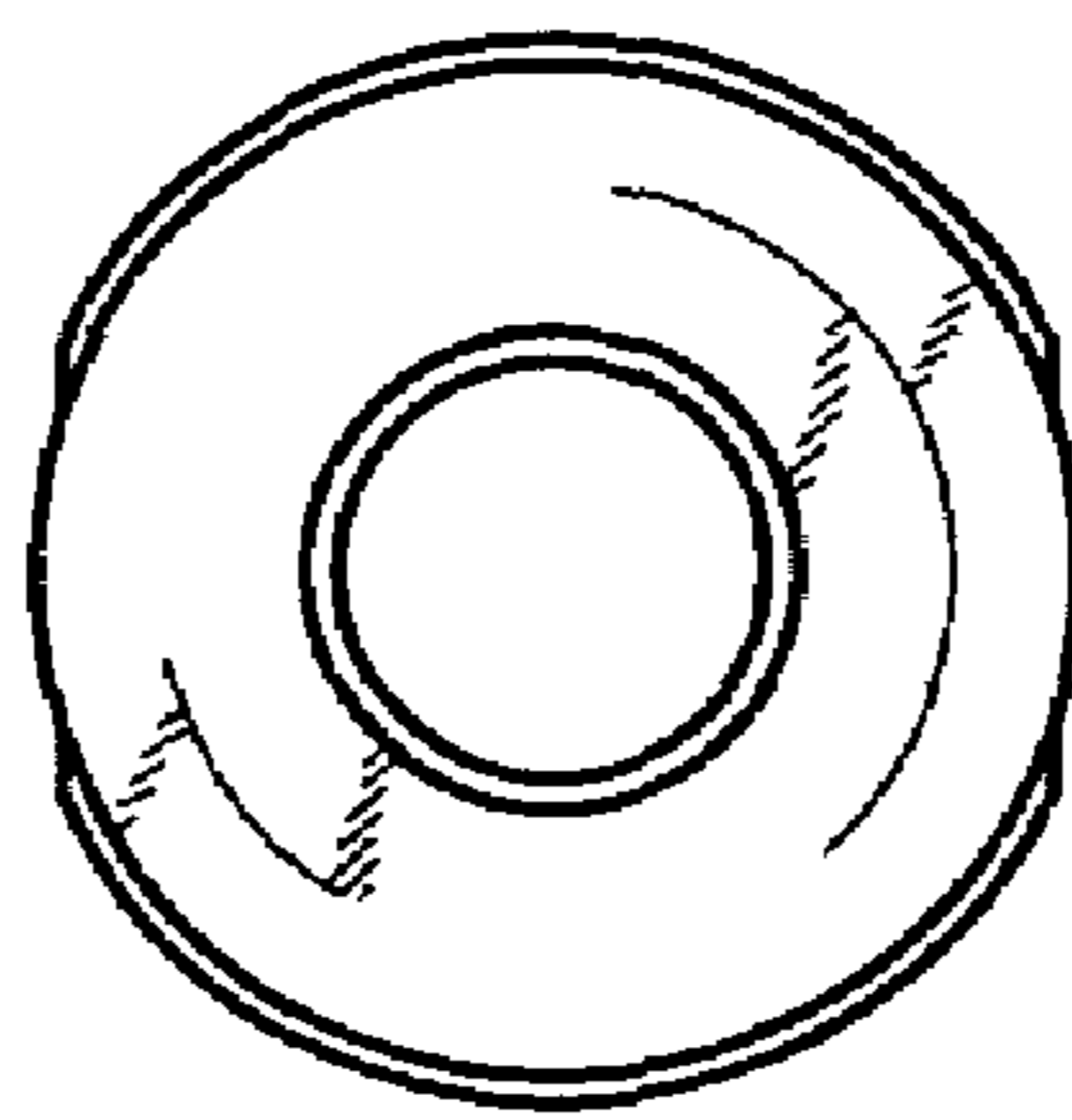


FIG. 7