



US00D600079S

(12) **United States Design Patent**
Wolf

(10) **Patent No.:** **US D600,079 S**
(45) **Date of Patent:** **** Sep. 15, 2009**

(54) **VERTICAL SUPPORT FOR LAWN AND GARDEN TOOLS**

(76) Inventor: **Scott G. Wolf**, W769 County Rd. HHI, Fremont, WI (US) 54940

(**) Term: **14 Years**

(21) Appl. No.: **29/307,233**

(22) Filed: **Apr. 7, 2008**

(51) **LOC (9) Cl.** **08-01**

(52) **U.S. Cl.** **D8/1; D8/370**

(58) **Field of Classification Search** D8/356,
D8/370, 1; 248/87, 156

See application file for complete search history.

(56) **References Cited**

U.S. PATENT DOCUMENTS

D32,226	S *	2/1900	Dotson	D8/356
D326,998	S *	6/1992	Gabriel	D8/356
D409,326	S *	5/1999	Cox	D26/138
6,116,760	A *	9/2000	Cox	362/431
6,213,314	B1	4/2001	Beemer		
6,530,487	B1	3/2003	Berry		
D505,736	S *	5/2005	Khan	D25/131
D554,980	S *	11/2007	Mihelis	D8/356
2006/0016943	A1 *	1/2006	Thompson	248/175

* cited by examiner

Primary Examiner—Holly H Baynham

(74) *Attorney, Agent, or Firm*—Wilhelm Law Service, S.C.;
Thomas J. Connelly

(57) **CLAIM**

The ornamental design for a vertical support for lawn and garden tools, as shown and described.

DESCRIPTION

The ornamental design of a vertical support for temporarily holding lawn and garden tools in a semi-upright orientation.

FIG. 1 is a side elevation view of a vertical support for temporarily holding lawn and garden tools in a semi-upright orientation embodying my new design;

FIG. 2 is a side elevation view thereof with the lower end inserted into the ground;

FIG. 3 is a perspective view thereof supporting a hoe and a shovel in a semi-upright orientation;

FIG. 4 is a top plan view thereof;

FIG. 5 is a bottom plan view thereof;

FIG. 6 is a perspective view thereof supporting a garden hose;

FIG. 7 is a top plan view of a second embodiment of my new design;

FIG. 8 is a top plan view of a third embodiment of my new design; and,

FIG. 9 is a plan view of a person holding my new design shown in FIG. 1.

It will be understood that the dashed lines presented in the drawings are for illustration only, and do not form a part of the claimed design.

The broken lines showing earth, garden tools, and a person is for illustrative purposes only and forms no part of the claimed design.

1 Claim, 2 Drawing Sheets






FIG. 1

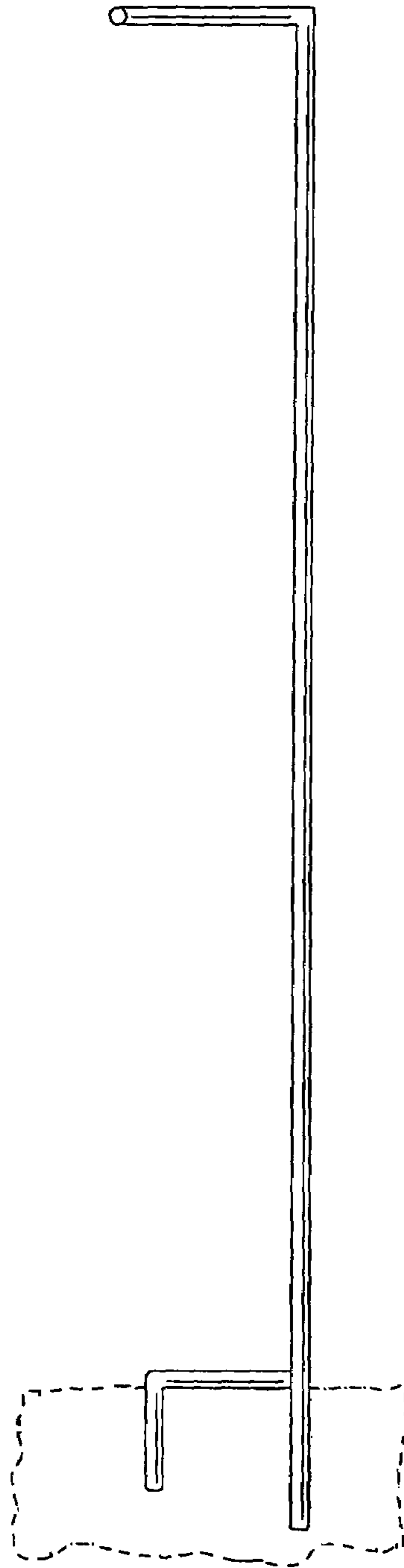


FIG. 2

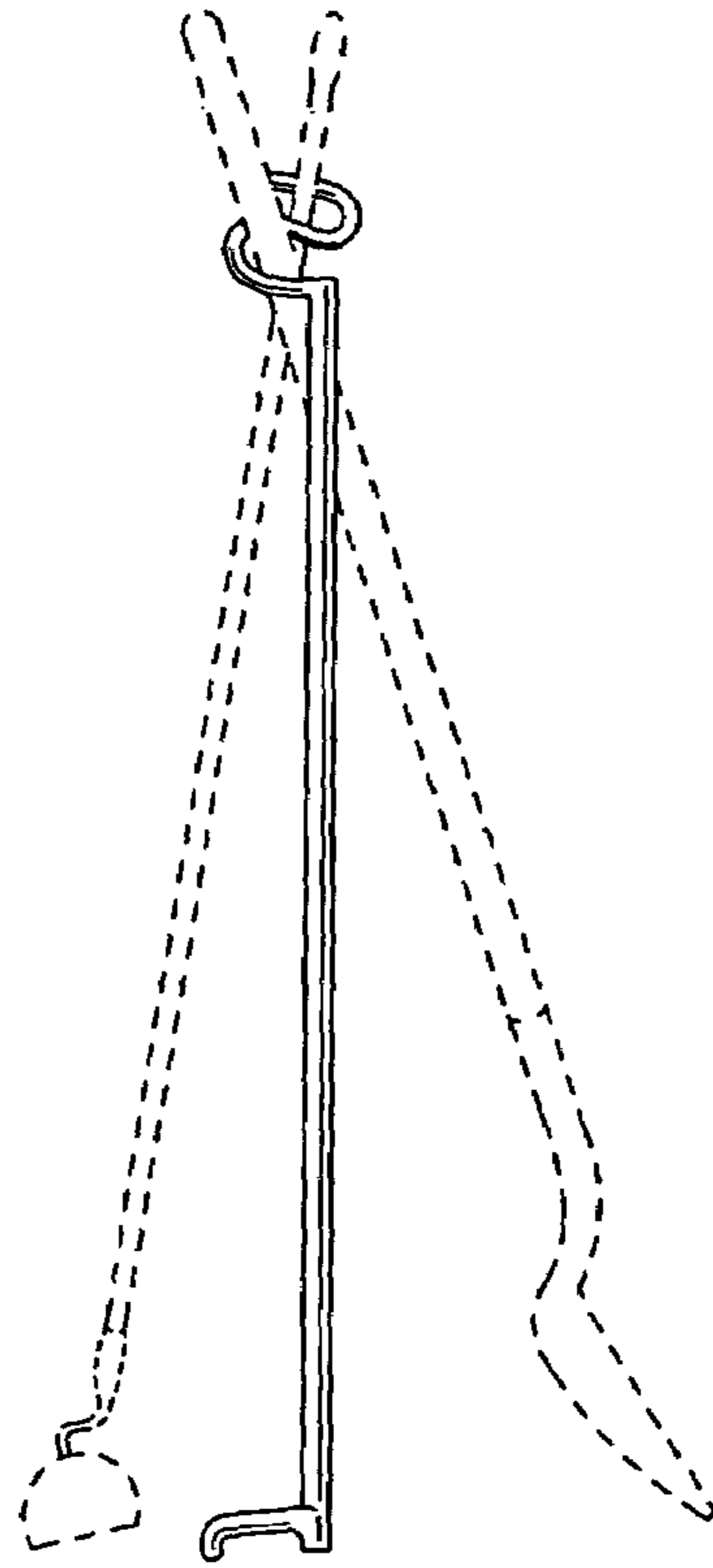


FIG. 3



FIG. 4




FIG. 5

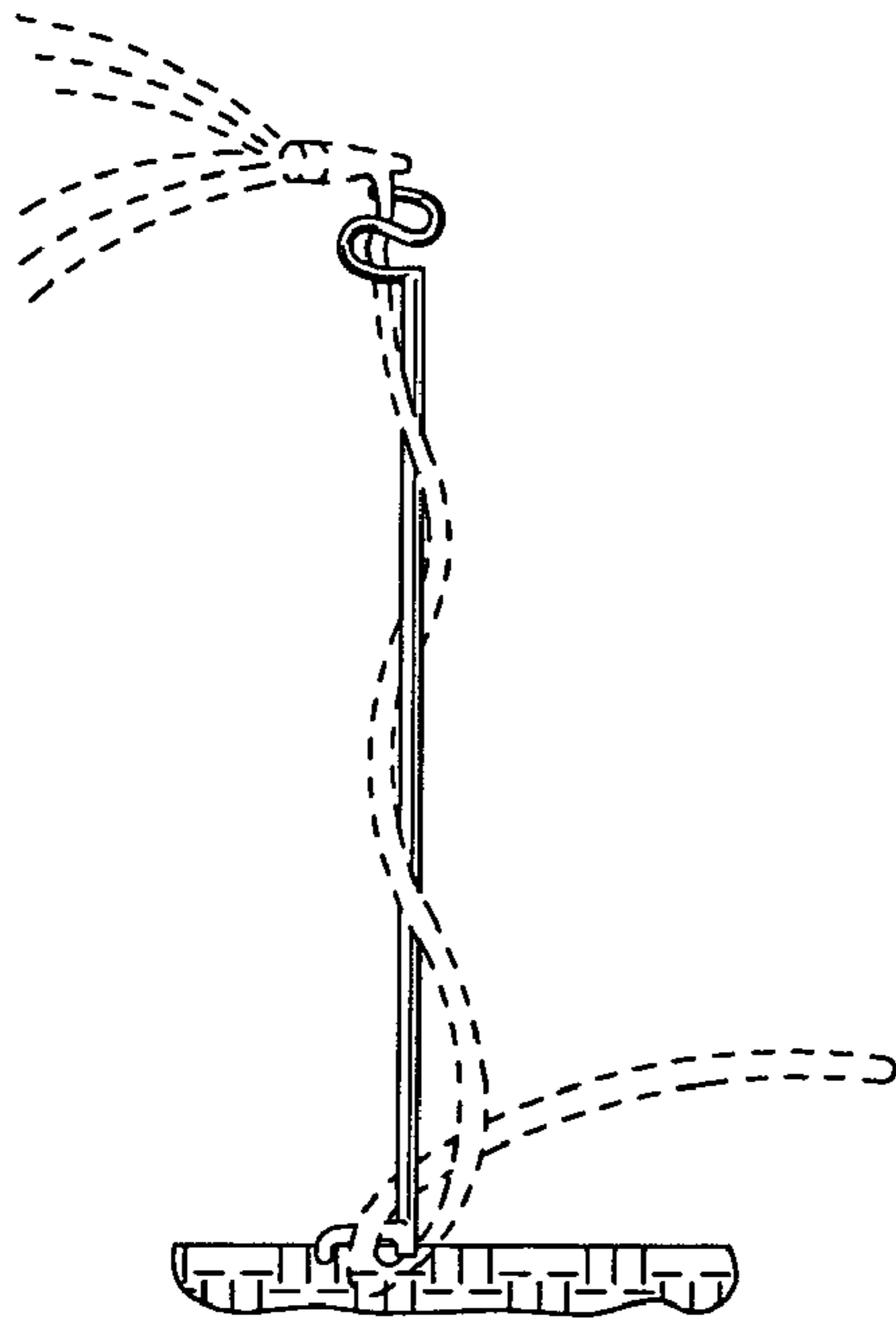


FIG. 6

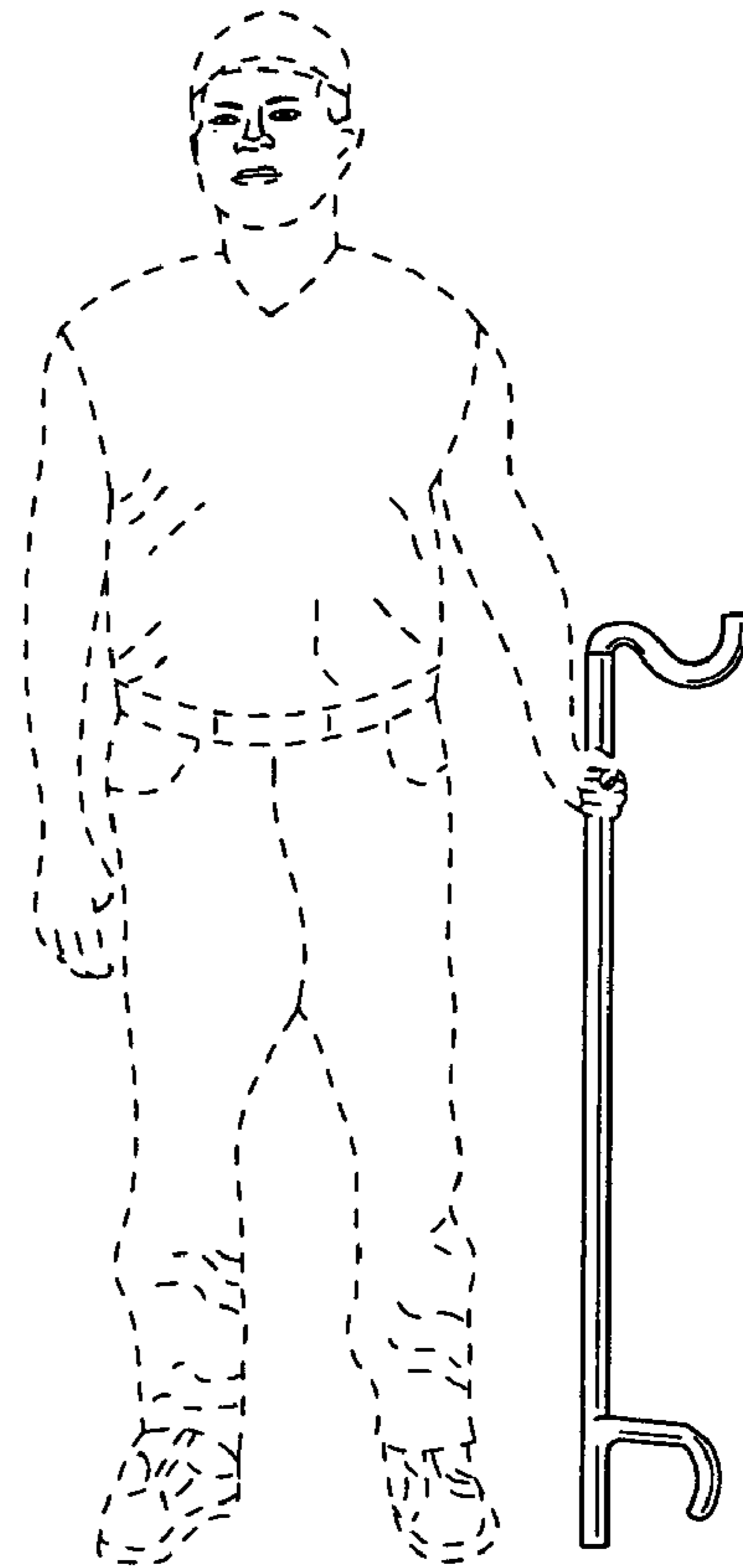


FIG. 7



FIG. 8



FIG. 9