



US00D600076S

(12) **United States Design Patent**  
**Haas**

(10) **Patent No.:** **US D600,076 S**

(45) **Date of Patent:** **\*\* Sep. 15, 2009**

(54) **SAUCER**

(75) Inventor: **Christian Haas**, München (DE)

(73) Assignee: **Villeroy & Boch AG**, Mettlach (DE)

(\*\*) Term: **14 Years**

(21) Appl. No.: **29/308,944**

(22) Filed: **Jul. 15, 2008**

(30) **Foreign Application Priority Data**

Jan. 16, 2008 (EM) ..... 000 861 083

(51) **LOC (9) Cl.** ..... **07-01**

(52) **U.S. Cl.** ..... **D7/586**

(58) **Field of Classification Search** ..... D7/550.1,  
D7/565, 566, 570, 584, 586, 588, 554.2, 545;  
D9/431, 432; 22/23.83, 657, 654, 771, 904,  
22/574, 212, 574.4, 577, 561; 206/307, 308.1,  
206/308.3, 504, 564; 425/623, 459

See application file for complete search history.

(56) **References Cited**

**U.S. PATENT DOCUMENTS**

D46,845 S \* 1/1915 Raesser ..... D7/584  
D149,721 S \* 5/1948 Zeisel ..... D7/586  
D172,657 S \* 7/1954 James ..... D26/20  
D173,657 S \* 12/1954 James ..... D7/586  
D216,436 S \* 1/1970 Mercer ..... D7/545  
D225,431 S \* 12/1972 Gulotta ..... D7/586

D225,886 S \* 1/1973 Dolby et al. .... D7/586  
D264,415 S \* 5/1982 Pomroy ..... D7/586  
D279,067 S \* 6/1985 Kuster ..... D7/554.2  
D291,397 S \* 8/1987 Unger ..... D7/584  
D423,292 S \* 4/2000 Horvat ..... D7/584  
D438,063 S \* 2/2001 Indekeu ..... D7/586  
D448,622 S \* 10/2001 Horvat ..... D7/555  
D474,940 S \* 5/2003 Wellner ..... D7/566  
D521,808 S \* 5/2006 Kilders ..... D7/586  
D565,905 S \* 4/2008 Valderrama et al. .... D7/545

\* cited by examiner

*Primary Examiner*—Charles A Rademaker

(74) *Attorney, Agent, or Firm*—Friedrich Kueffner

(57) **CLAIM**

The ornamental design for a saucer, as shown and described.

**DESCRIPTION**

FIG. 1 is a top view thereof of a saucer showing my new design;

FIG. 2 is a bottom view thereof;

FIG. 3 is a perspective view thereof;

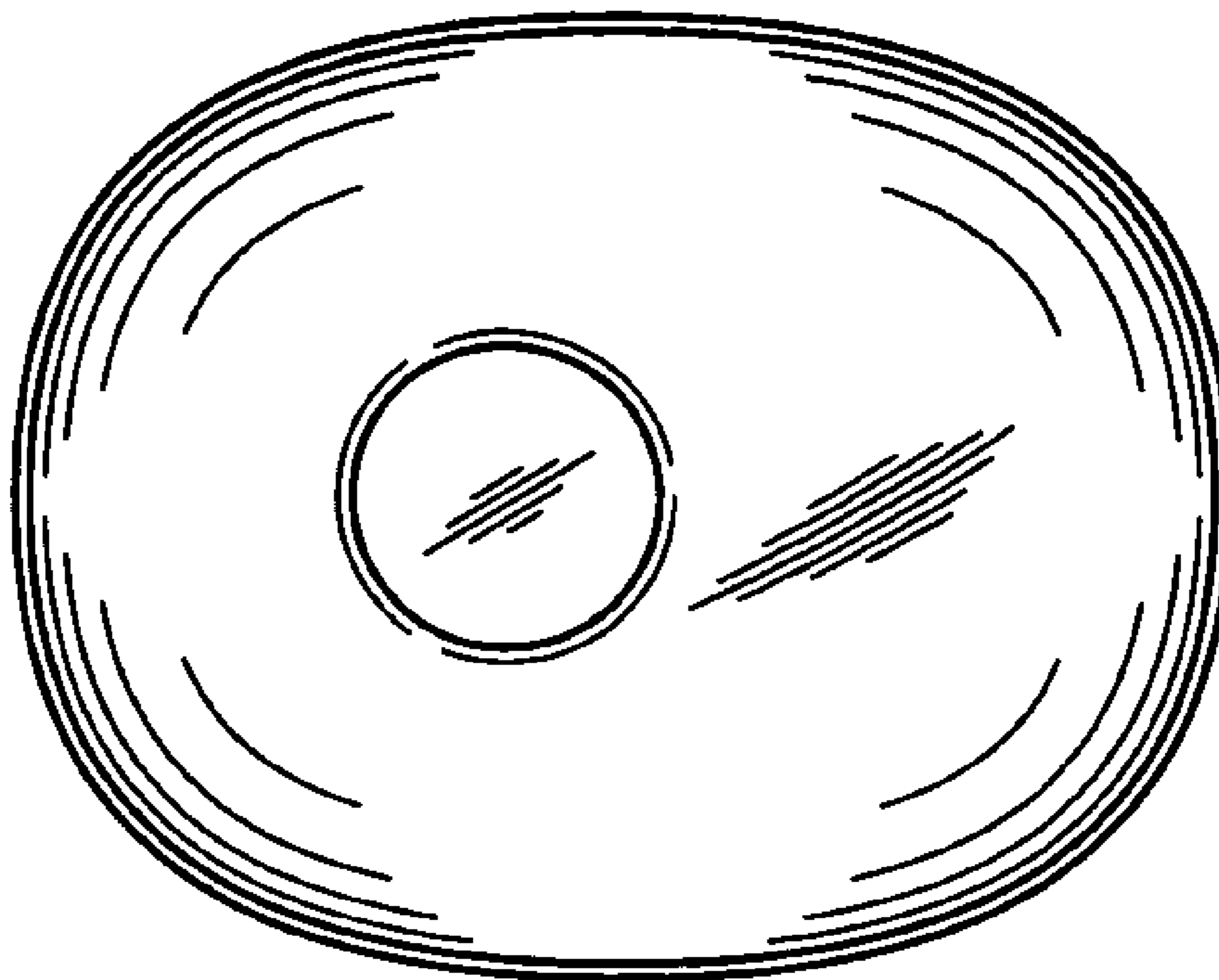
FIG. 4 is a front view thereof;

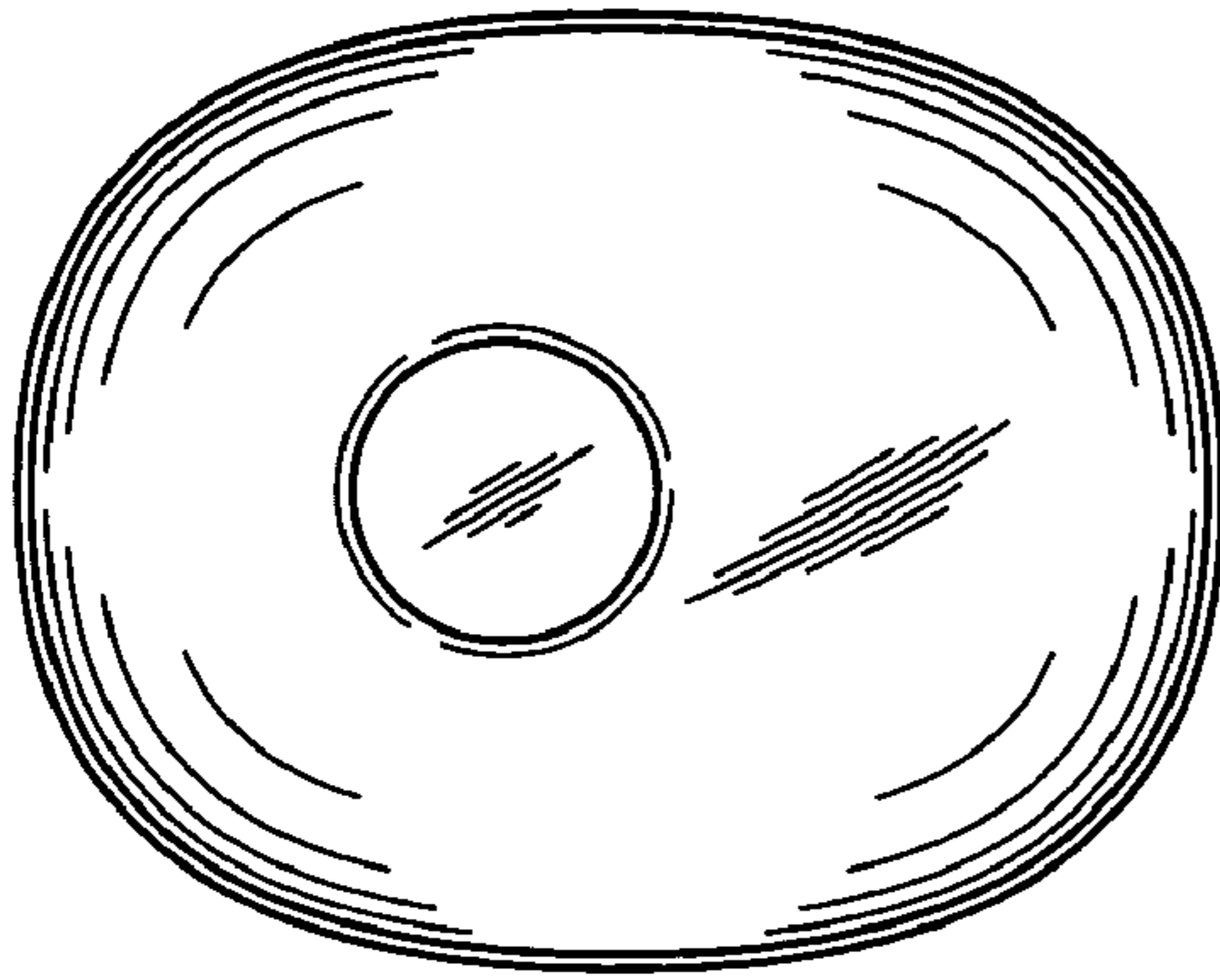
FIG. 5 is a side view thereof;

FIG. 6 is a back view thereof; and,

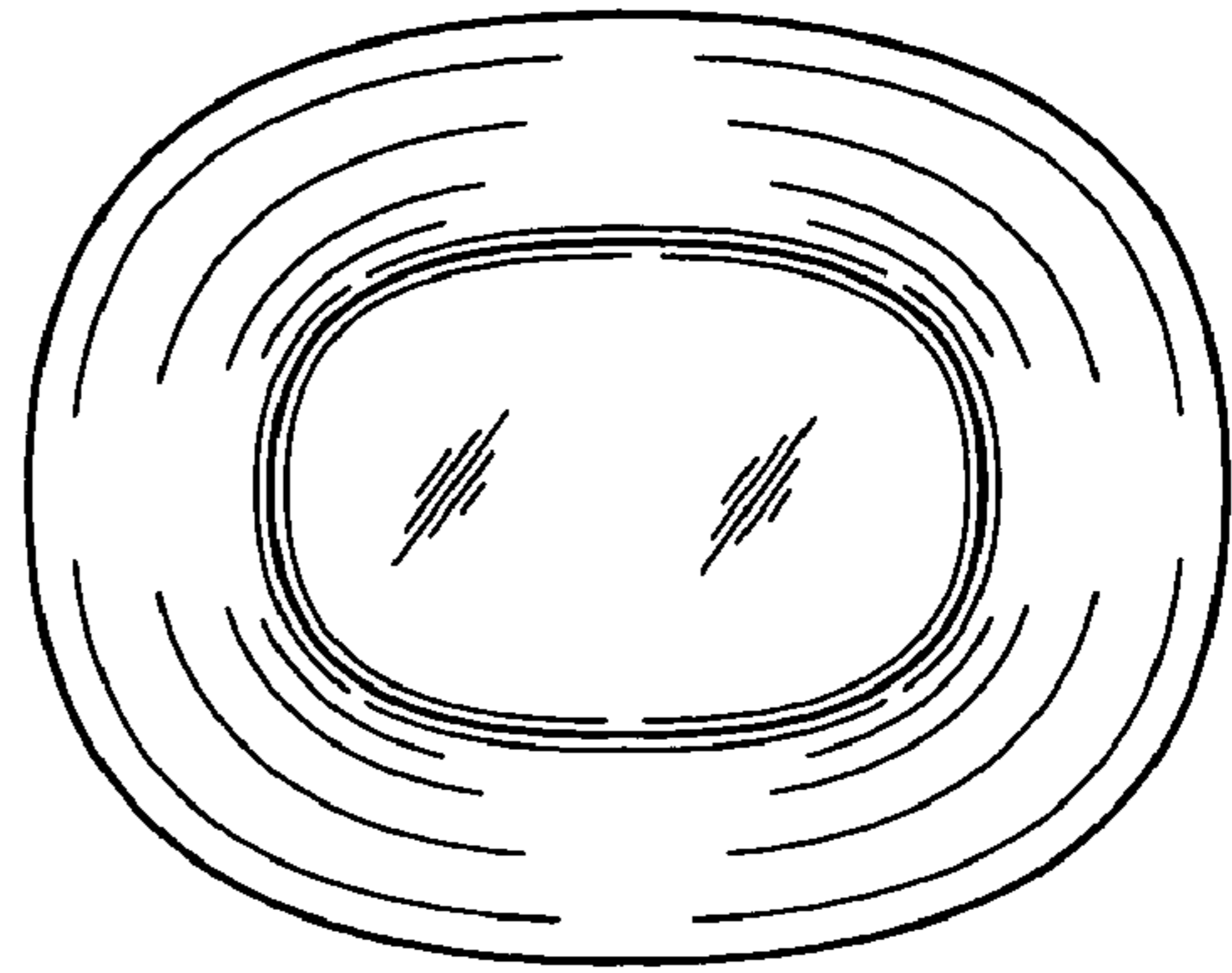
FIG. 7 is a another side view thereof.

**1 Claim, 1 Drawing Sheet**

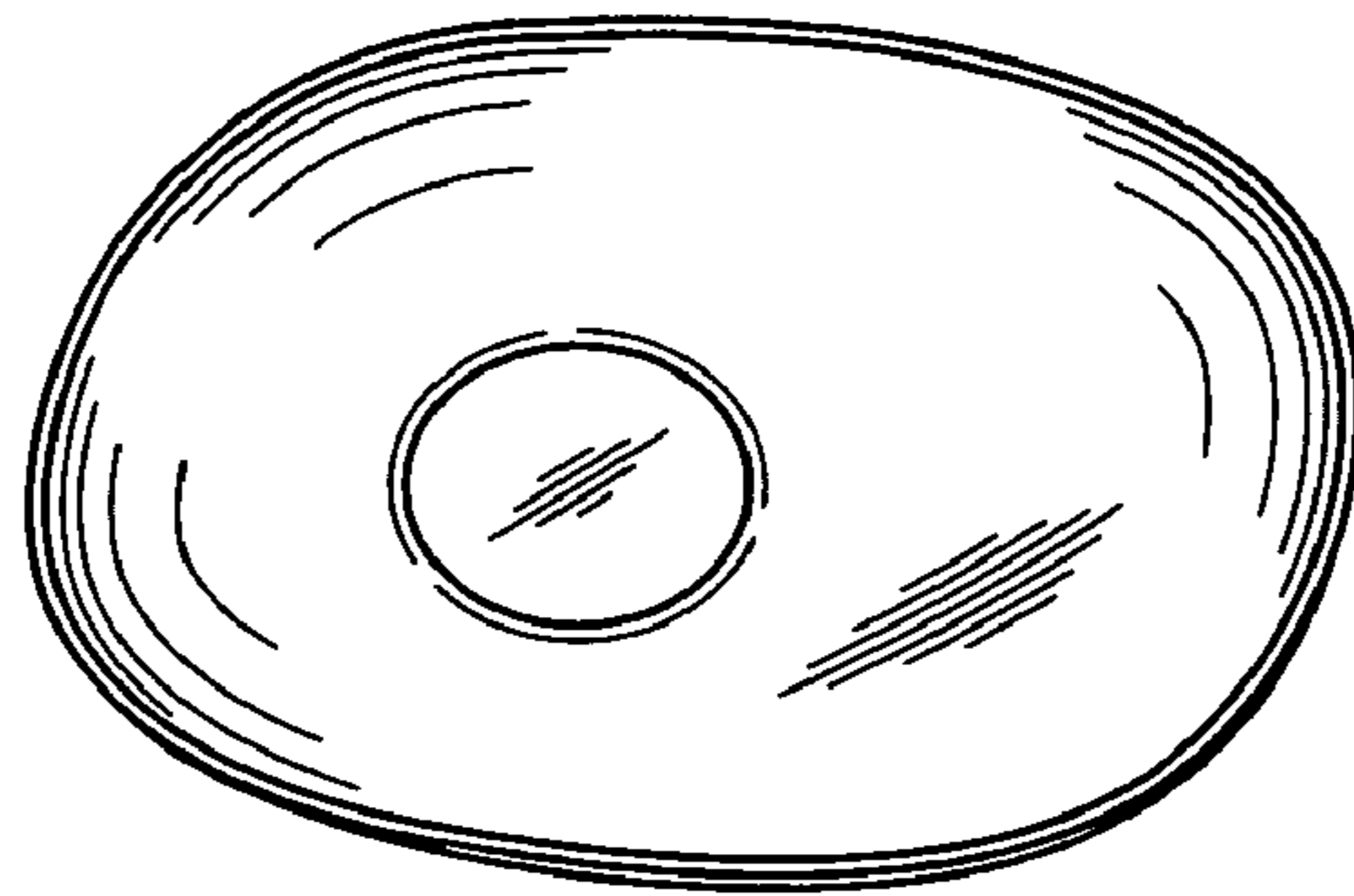




**FIG. 1**




**FIG. 2**




**FIG. 3**



**FIG. 4**



**FIG. 5**



**FIG. 6**



**FIG. 7**