



US00D600045S

(12) **United States Design Patent**
Goza

(10) **Patent No.:** **US D600,045 S**

(45) **Date of Patent:** **** Sep. 15, 2009**

(54) **COMPUTER WORKSTATION**

(76) **Inventor:** **Roger Goza**, 14118 W. Cypress Forest,
Houston, TX (US) 77269

(**) **Term:** **14 Years**

(21) **Appl. No.:** **29/329,389**

(22) **Filed:** **Dec. 15, 2008**

(51) **LOC (9) Cl.** **06-04**

(52) **U.S. Cl.** **D6/436**

(58) **Field of Classification Search** D6/396,
D6/397, 425, 426, 428, 429, 432-448, 509-511,
D6/555; 312/194-196, 138.1, 204, 223.1,
312/223.3, 237, 257.1, 313, 314; 108/1,
108/6

See application file for complete search history.

(56) **References Cited**

U.S. PATENT DOCUMENTS

D90,885 S *	10/1933	Houck	D6/433
D280,684 S *	9/1985	Cervero	D6/429
D292,858 S *	11/1987	Wright et al.	D6/511
D293,055 S *	12/1987	Wright et al.	D6/510
D293,284 S *	12/1987	Wright et al.	D6/425
D293,530 S *	1/1988	Wright et al.	D6/510
D314,289 S *	2/1991	Schaelling et al.	D6/425
5,607,214 A *	3/1997	Pierce et al.	312/223.3
D434,578 S	12/2000	Goza		
D435,361 S	12/2000	Goza		
D435,362 S	12/2000	Goza		
D440,424 S	4/2001	Goza		
7,178,469 B2	2/2007	Goza		

* cited by examiner

Primary Examiner—Mimosa De

(74) *Attorney, Agent, or Firm*—C. James Bushman

(57) **CLAIM**

The ornamental design for a computer workstation, as shown and described.

DESCRIPTION

FIG. 1 is a perspective view of the computer workstation of the present invention;

FIG. 2 is a top view of the computer workstation of the present invention;

FIG. 3 is a front view of the computer workstation of the present invention;

FIG. 4 is a side view of the computer workstation of the present invention, the other side being the same;

FIG. 5 is a perspective view similar to FIG. 1 but showing the fold down tray in the down or open position;

FIG. 6 is a top view of the computer workstation of the present invention showing the fold down tray in the down or open position.

FIG. 7 is a front view of the computer workstation of the present invention showing the fold down tray in the down or open position; and,

FIG. 8 is a side view of the computer workstation of the present invention showing the fold down tray in the down or open position, the other side being the same.

The broken lines shown in the figures are for illustrative purposes only and form no part of the claimed design.

1 Claim, 4 Drawing Sheets




FIG. 1




FIG. 2

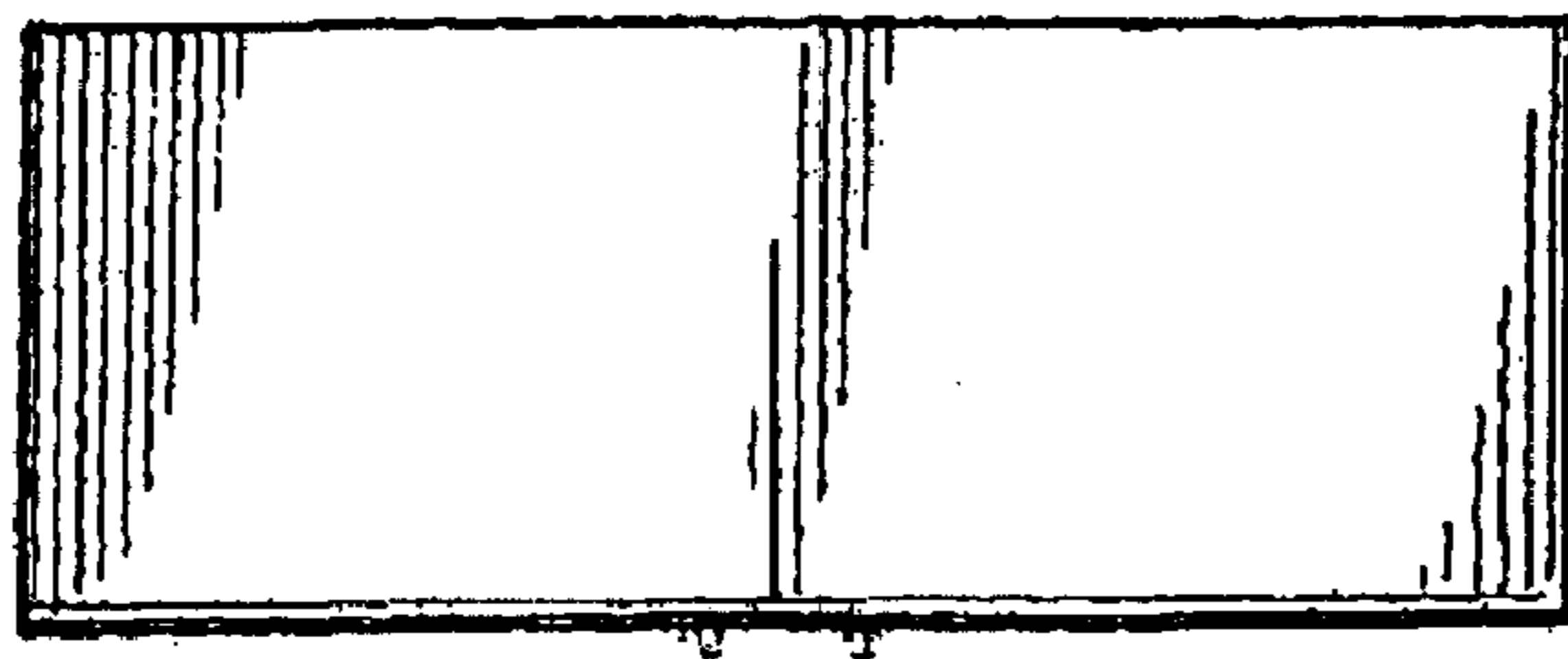


FIG. 4




FIG. 3

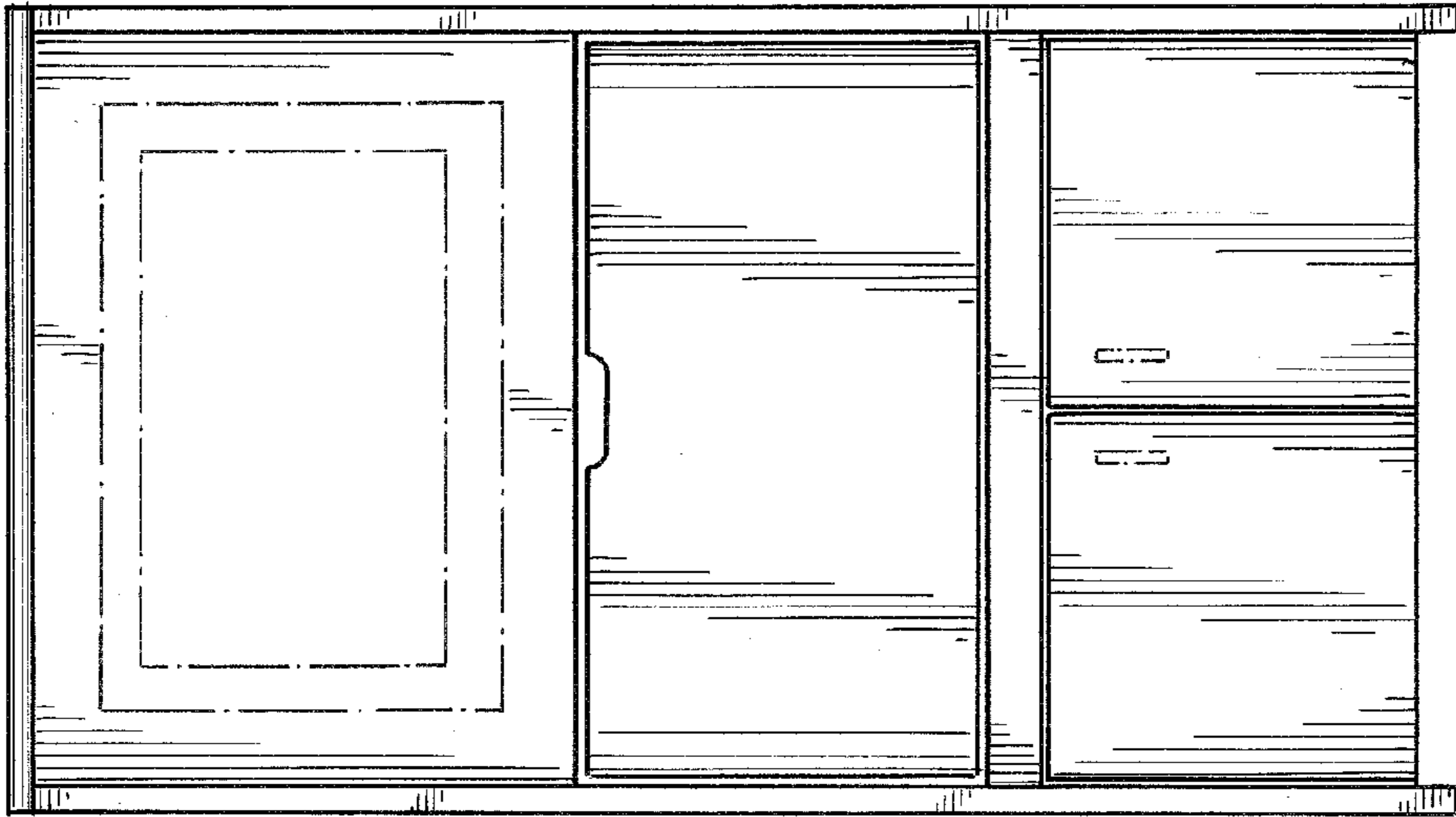


FIG. 5

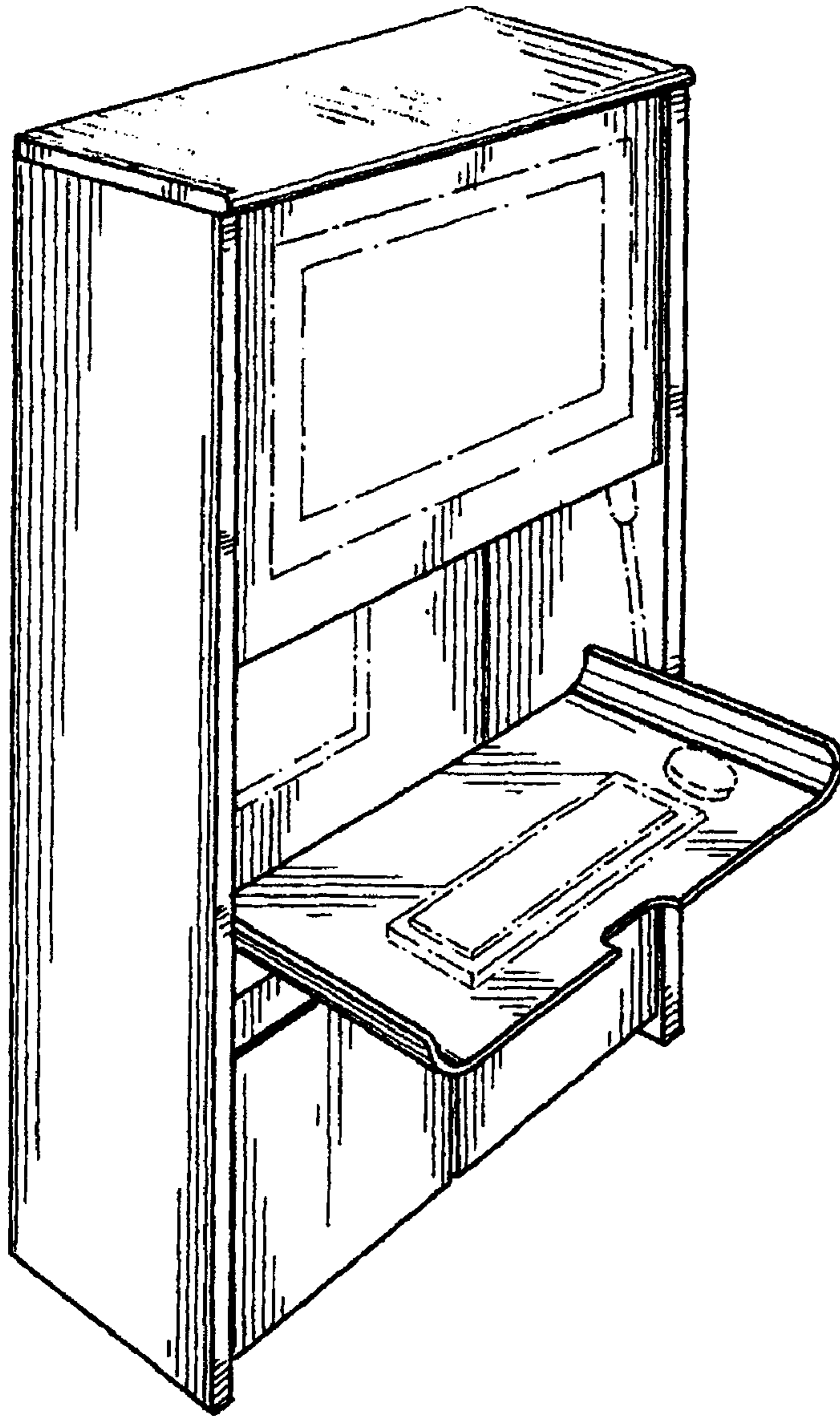


FIG. 6

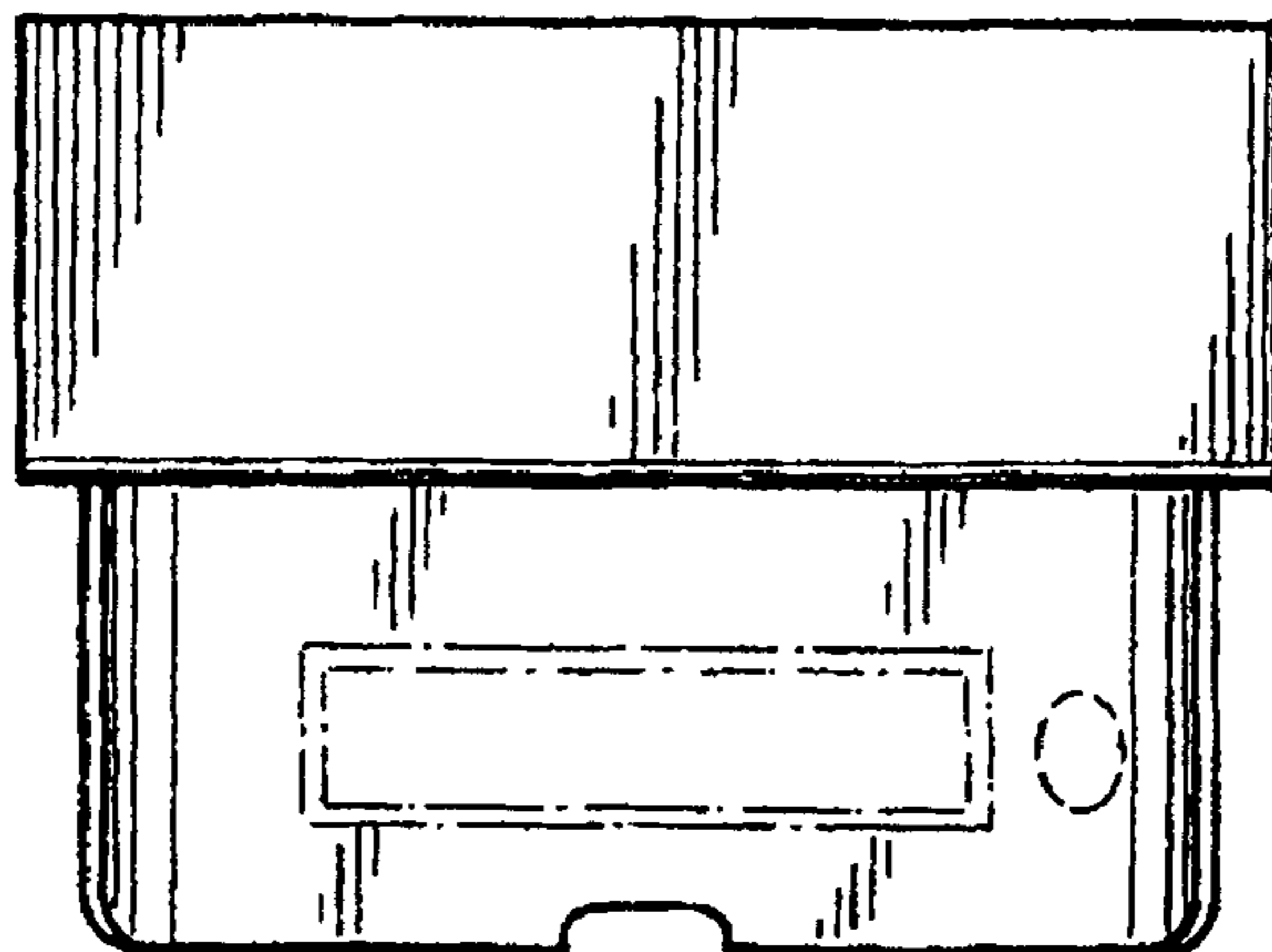


FIG. 8

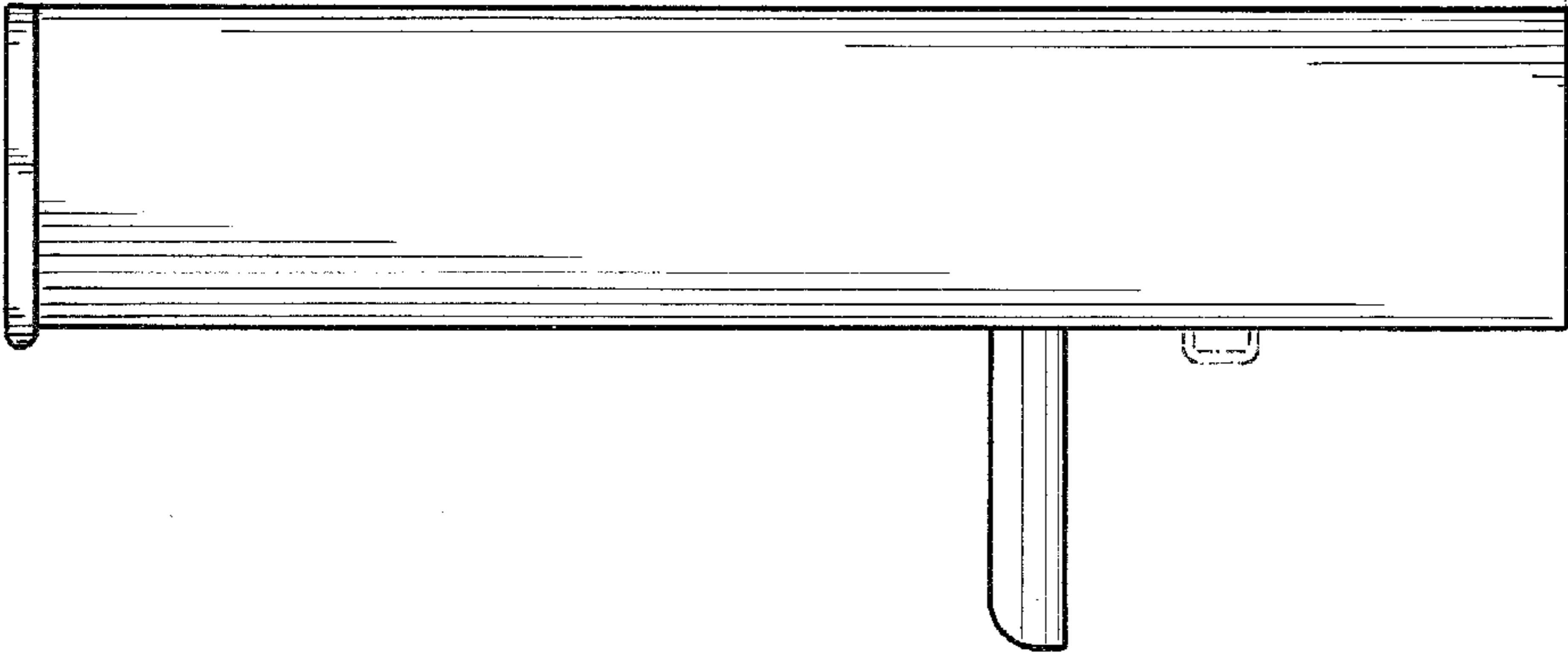


FIG. 7

