

US00D600039S

(12) **United States Design Patent**
Natuzzi

(10) **Patent No.:** **US D600,039 S**
(45) **Date of Patent:** **** Sep. 15, 2009**

(54) **SOFA**
(75) Inventor: **Pasquale Natuzzi**, Bari (IT)
(73) Assignee: **Natuzzi S.p.A.** (IT)
(**) Term: **14 Years**

D552,862 S * 10/2007 Natuzzi D6/381
D552,864 S * 10/2007 Natuzzi D6/381
D552,867 S * 10/2007 Natuzzi D6/381
D552,871 S * 10/2007 Natuzzi D6/381
D554,387 S * 11/2007 Nicoletti D6/381
D577,220 S * 9/2008 Natuzzi D6/381
D590,171 S * 4/2009 Natuzzi D6/381
D590,622 S * 4/2009 Natuzzi D6/381

(21) Appl. No.: **29/335,086**

* cited by examiner

(22) Filed: **Apr. 8, 2009**

Primary Examiner—Sandra Snapp

(30) **Foreign Application Priority Data**

(74) *Attorney, Agent, or Firm*—St. Onge Steward Johnston & Reens LLC

Oct. 8, 2008 (EM) 001017412-0003

(57) **CLAIM**

(51) **LOC (9) Cl.** **06-01**

The ornamental design for a sofa, as shown and described.

(52) **U.S. Cl.** **D6/381**

(58) **Field of Classification Search** D6/334,
D6/349, 355, 364, 370, 374, 378, 381, 382,
D6/383, 491, 495, 500–503; 297/68, 232,
297/233, 353, 445.1, 448.1, 448.2, DIG. 7;
5/12.1, 12.2

DESCRIPTION

See application file for complete search history.

FIG. 1 is a front perspective view of a sofa in accordance with the new design;

FIG. 2 is a top perspective view thereof;

FIG. 3 is a side elevation view thereof, an opposite side elevation view being a mirror image thereof; and,

FIG. 4 is a back perspective view thereof.

Broken lines shown on the sofa are understood to represent stitching.

(56) **References Cited**

U.S. PATENT DOCUMENTS

D515,334 S * 2/2006 Natuzzi D6/381
D521,765 S * 5/2006 Natuzzi D6/381
D539,052 S * 3/2007 Nastri D6/381
D541,074 S * 4/2007 Natuzzi D6/381

1 Claim, 2 Drawing Sheets






FIG. 1




FIG. 2




FIG. 3

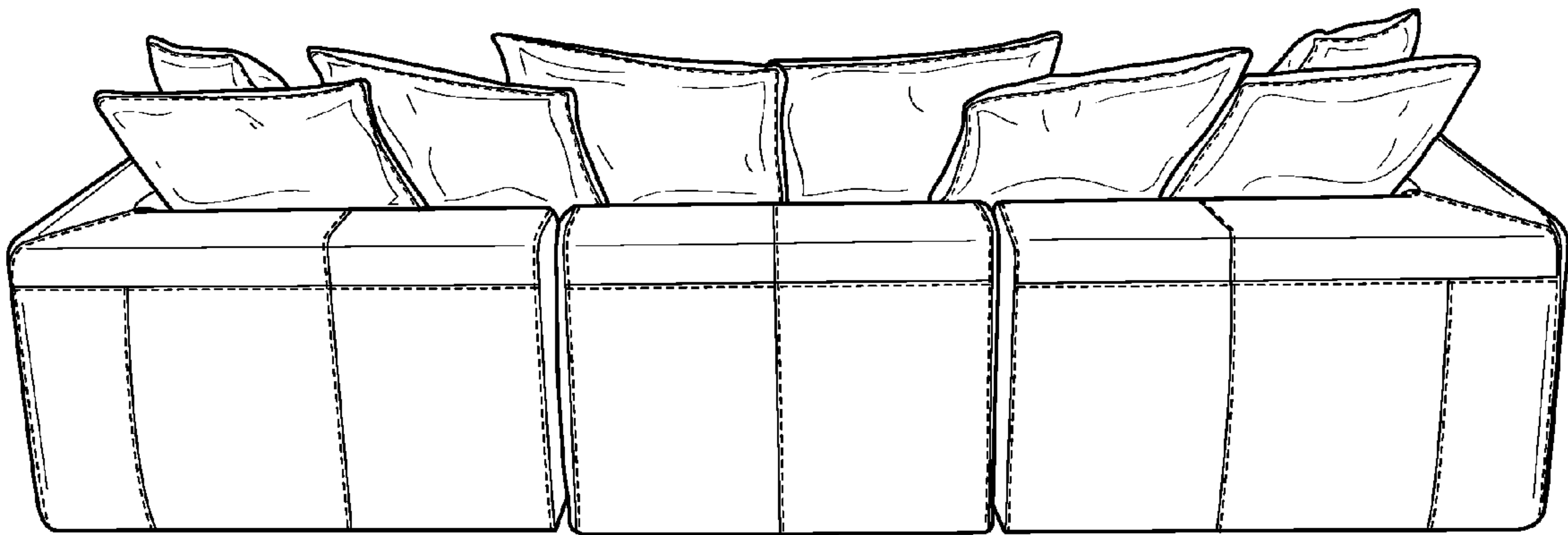


FIG. 4