



US00D600031S

(12) **United States Design Patent**
Natuzzi

(10) **Patent No.:** **US D600,031 S**

(45) **Date of Patent:** **** Sep. 15, 2009**

(54) **CHAIR**

(75) **Inventor:** **Pasquale Natuzzi**, Santeramo in Colle
Bari (IT)

(73) **Assignee:** **Natuzzi S.p.A.** (IT)

(**) **Term:** **14 Years**

(21) **Appl. No.:** **29/326,510**

(22) **Filed:** **Oct. 20, 2008**

(51) **LOC (9) Cl.** **06-01**

(52) **U.S. Cl.** **D6/364; D6/365**

(58) **Field of Classification Search** D6/334–336,
D6/364, 365, 367, 375, 381, 500–502; 297/68,
297/317, 411.45, 411.46, 423.1, 445.1, 451.4,
297/451.5, 452.35

See application file for complete search history.

(56) **References Cited**

U.S. PATENT DOCUMENTS

D238,914 S * 2/1976 Zapf D6/334
D485,687 S * 1/2004 Natuzzi D6/334
D486,314 S * 2/2004 Natuzzi D6/365

D508,788 S * 8/2005 Natuzzi D6/364
D508,789 S * 8/2005 Natuzzi D6/364
D508,790 S * 8/2005 Natuzzi D6/364
D532,619 S * 11/2006 Galardo D6/364

* cited by examiner

Primary Examiner—Mimosa De

(74) *Attorney, Agent, or Firm*—St. Onge Steward Johnston &
Reens LLC

(57) **CLAIM**

The ornamental design for a chair, as shown and described.

DESCRIPTION

FIG. 1 is a front elevation view of the chair showing my design.


FIG. 2 is top plan view thereof;

FIG. 3 is a back view thereof; and,

FIG. 4 is a side view thereof, an opposite side view being a mirror image thereof.

The broken lines shown on the chair are understood to represent stitching.

1 Claim, 2 Drawing Sheets



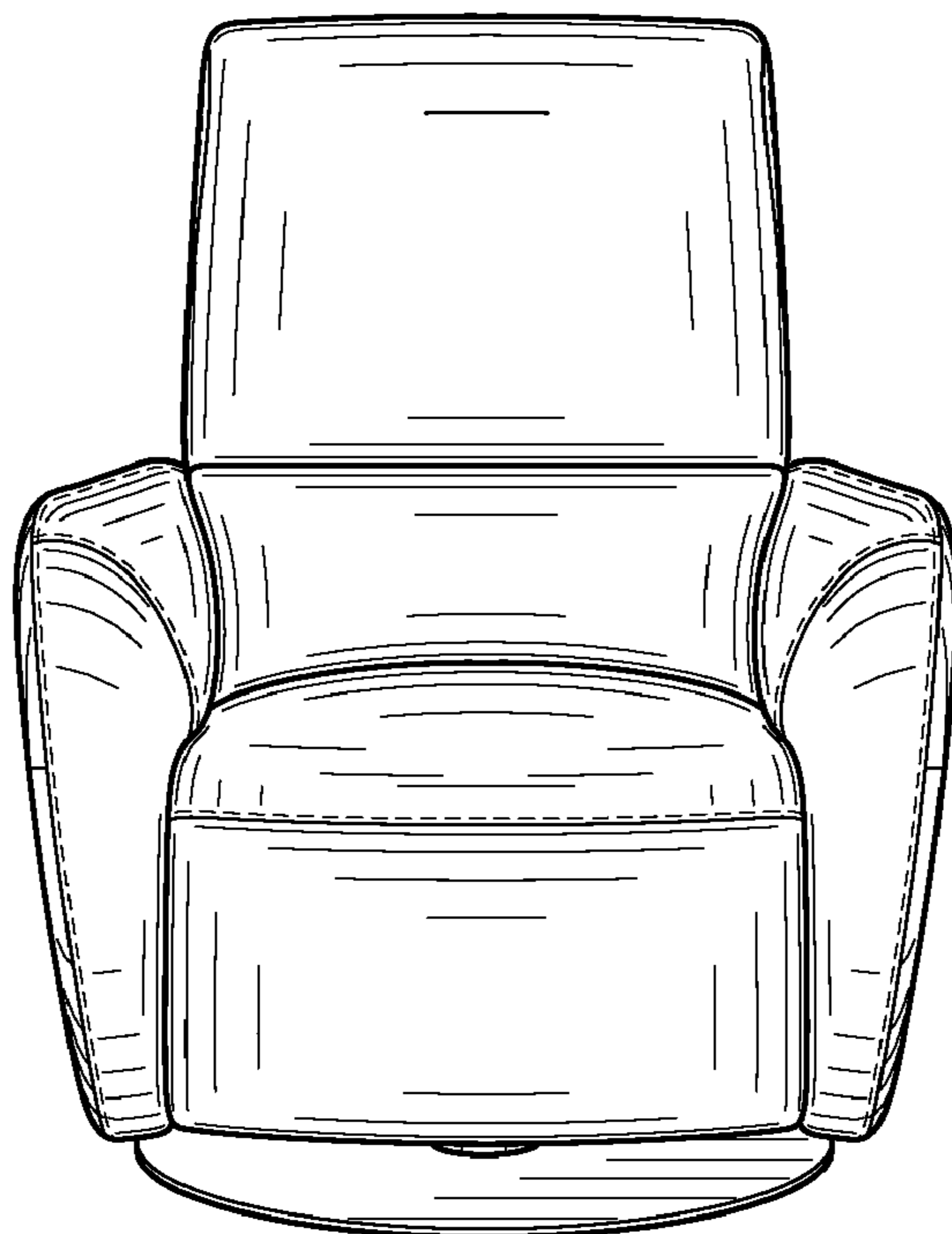


FIG. 1

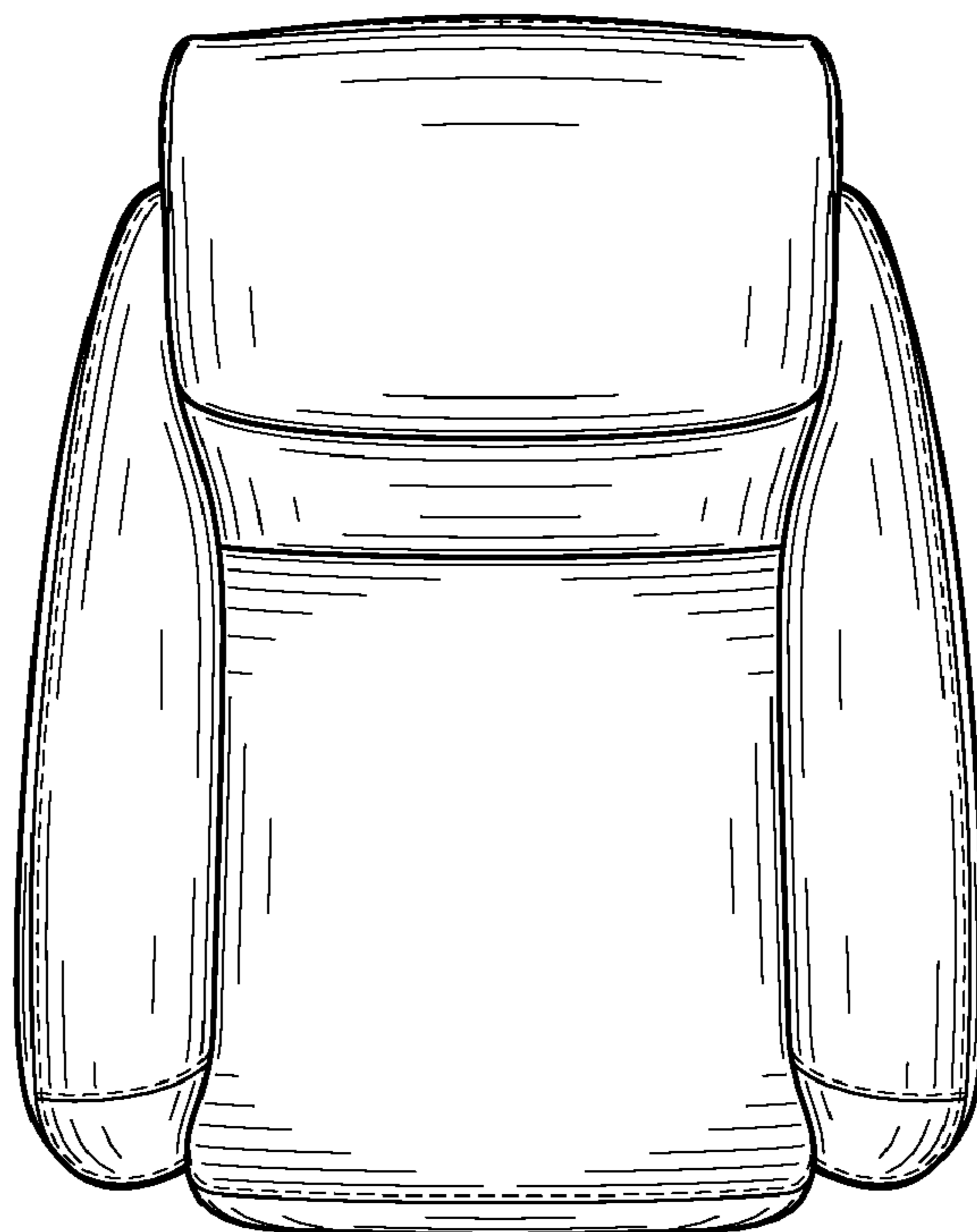


FIG. 2

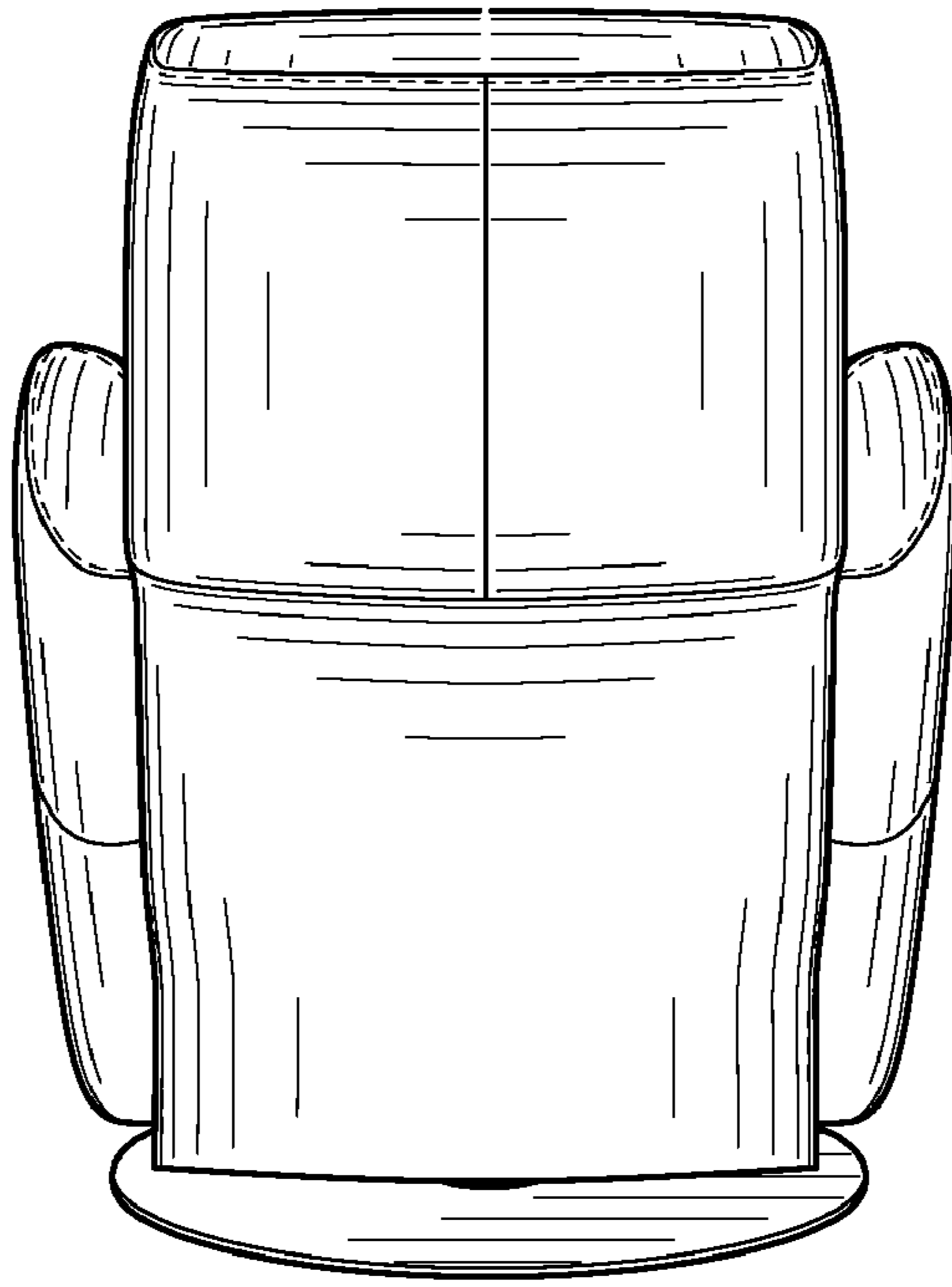


FIG. 3




FIG. 4