



US00D600028S

(12) **United States Design Patent**
Starck

(10) **Patent No.:** **US D600,028 S**

(45) **Date of Patent:** **** Sep. 15, 2009**

(54) **SEAT**

(75) Inventor: **Philippe Starck**, Paris (FR)

(73) Assignee: **CASSINA S.p.A.**, Meda (Milan) (IT)

(**) Term: **14 Years**

(21) Appl. No.: **29/311,197**

(22) Filed: **Jan. 13, 2009**

(51) **LOC (9) Cl.** **06-01**

(52) **U.S. Cl.** **D6/334**

(58) **Field of Classification Search** D6/334,
D6/336, 338, 349, 352, 363, 374, 375, 380,
D6/381, 491, 492, 500-502; 297/175, 411.2,
297/445.1, 446.1, 446.2, 447.1, 447.2, 448.1,
297/451.2, 452.11, 452.29, 461, 462; 5/12.1,
5/12.2

See application file for complete search history.

(56) **References Cited**

U.S. PATENT DOCUMENTS

D97,015 S * 9/1935 McCarty, Jr. et al. D6/356
D181,975 S * 1/1958 Hall D6/339
D182,790 S * 5/1958 Cohen D6/375
RE24,569 E * 11/1958 Thaden 297/411.41

2,989,112 A * 6/1961 Sonnleitner 156/213
D192,029 S * 1/1962 Avedon D6/375
3,025,105 A * 3/1962 Nash 297/239
3,201,172 A * 8/1965 Bliss 297/448.1
D237,664 S * 11/1975 Costable D6/365
D239,743 S * 5/1976 Pardo D6/365
D458,764 S * 6/2002 Starck D6/366
D592,873 S * 5/2009 Olano Jauregui D6/373

* cited by examiner

Primary Examiner—Sandra Snapp

(74) *Attorney, Agent, or Firm*—Nixon & Vanderhye P.C.

(57) **CLAIM**

The ornamental design for a seat, as shown and described.

DESCRIPTION

FIG. 1 is a front elevational view of the seat;
FIG. 2 is a rear elevational view thereof;
FIG. 3 is a right elevational view thereof;
FIG. 4 is a left elevational view thereof;
FIG. 5 is a top plan view thereof;
FIG. 6 is a bottom plan view thereof; and,
FIG. 7 is a front, bottom, right side perspective view thereof.

1 Claim, 7 Drawing Sheets






FIG.1

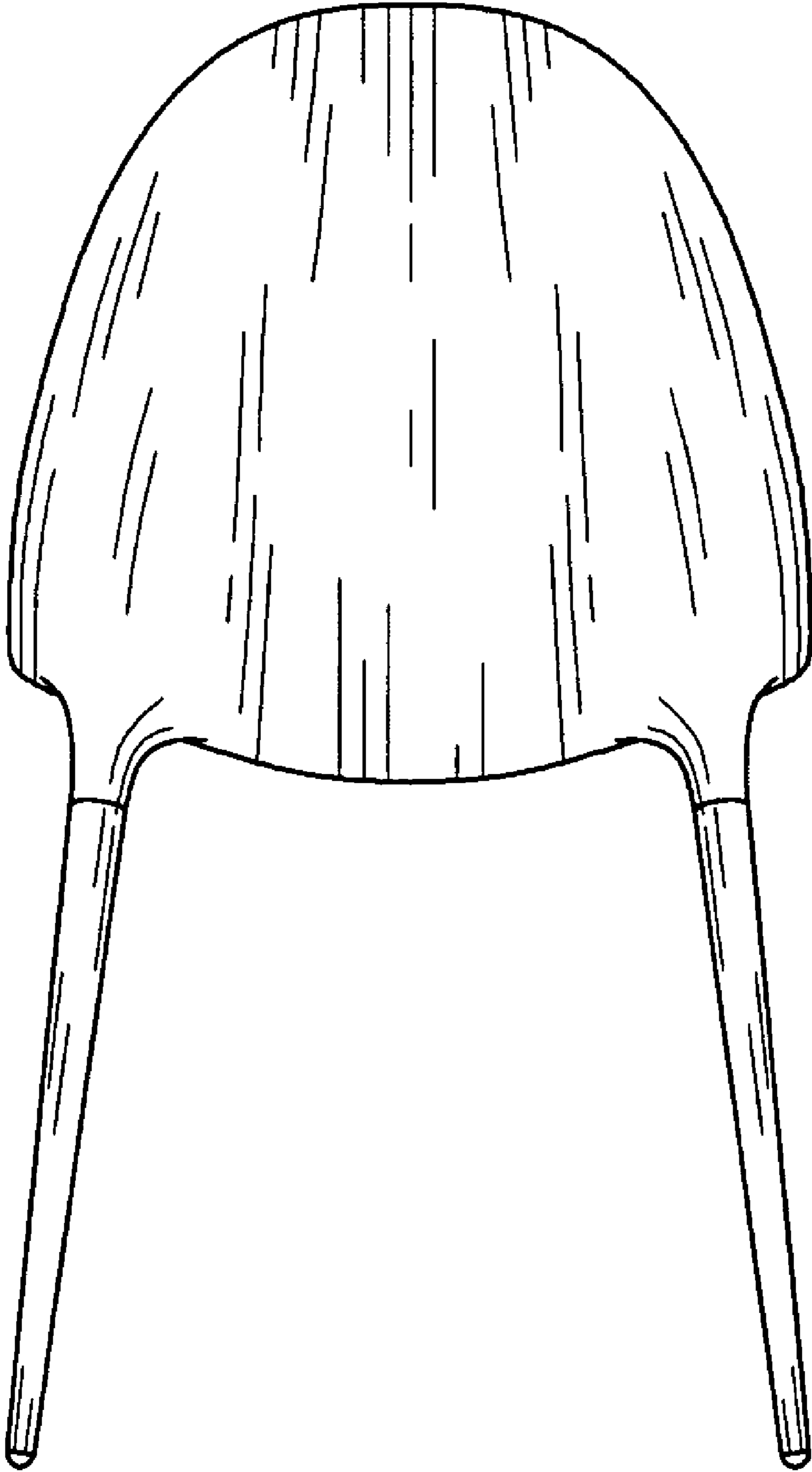


FIG.2

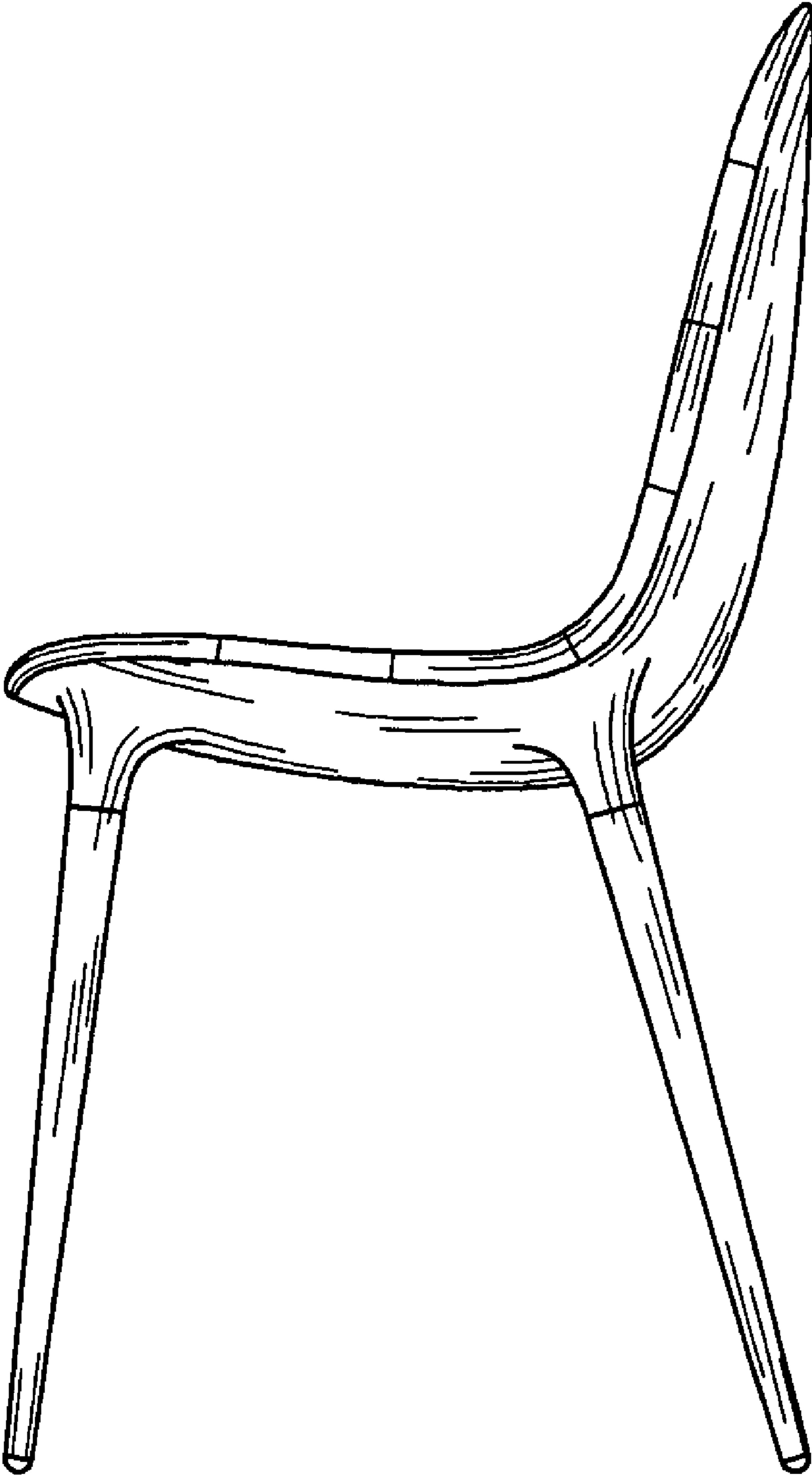


FIG.3

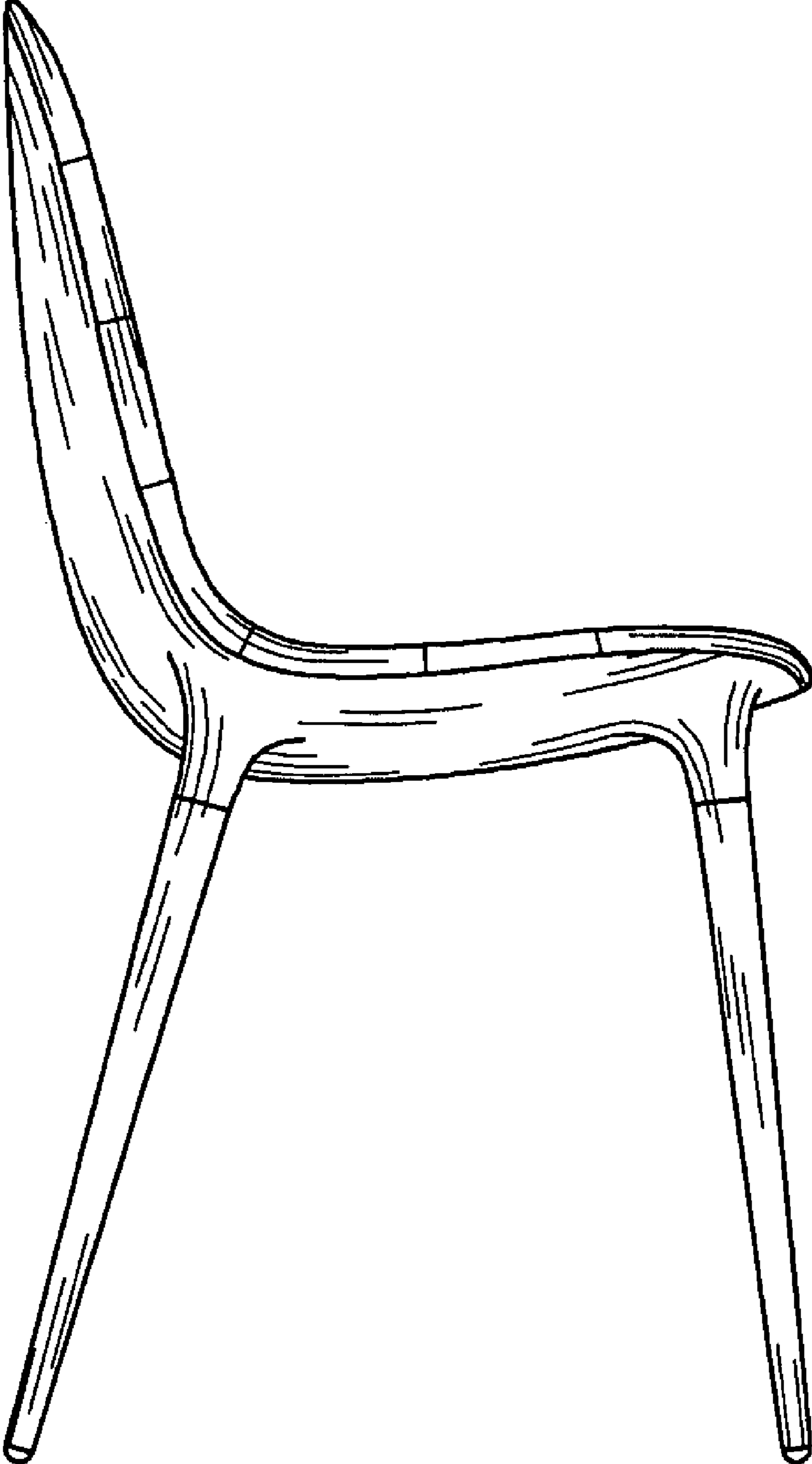


FIG.4

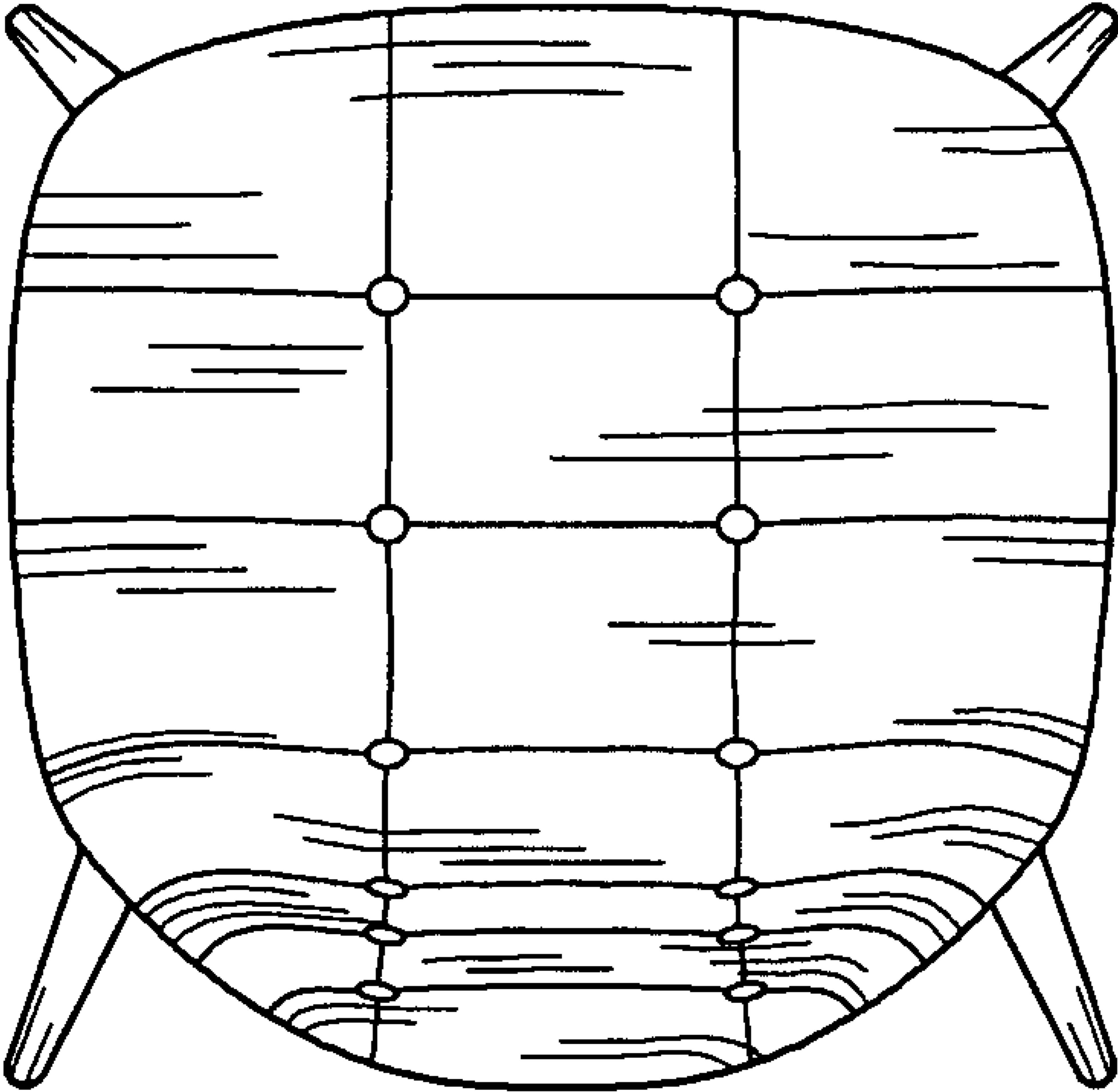


FIG.5

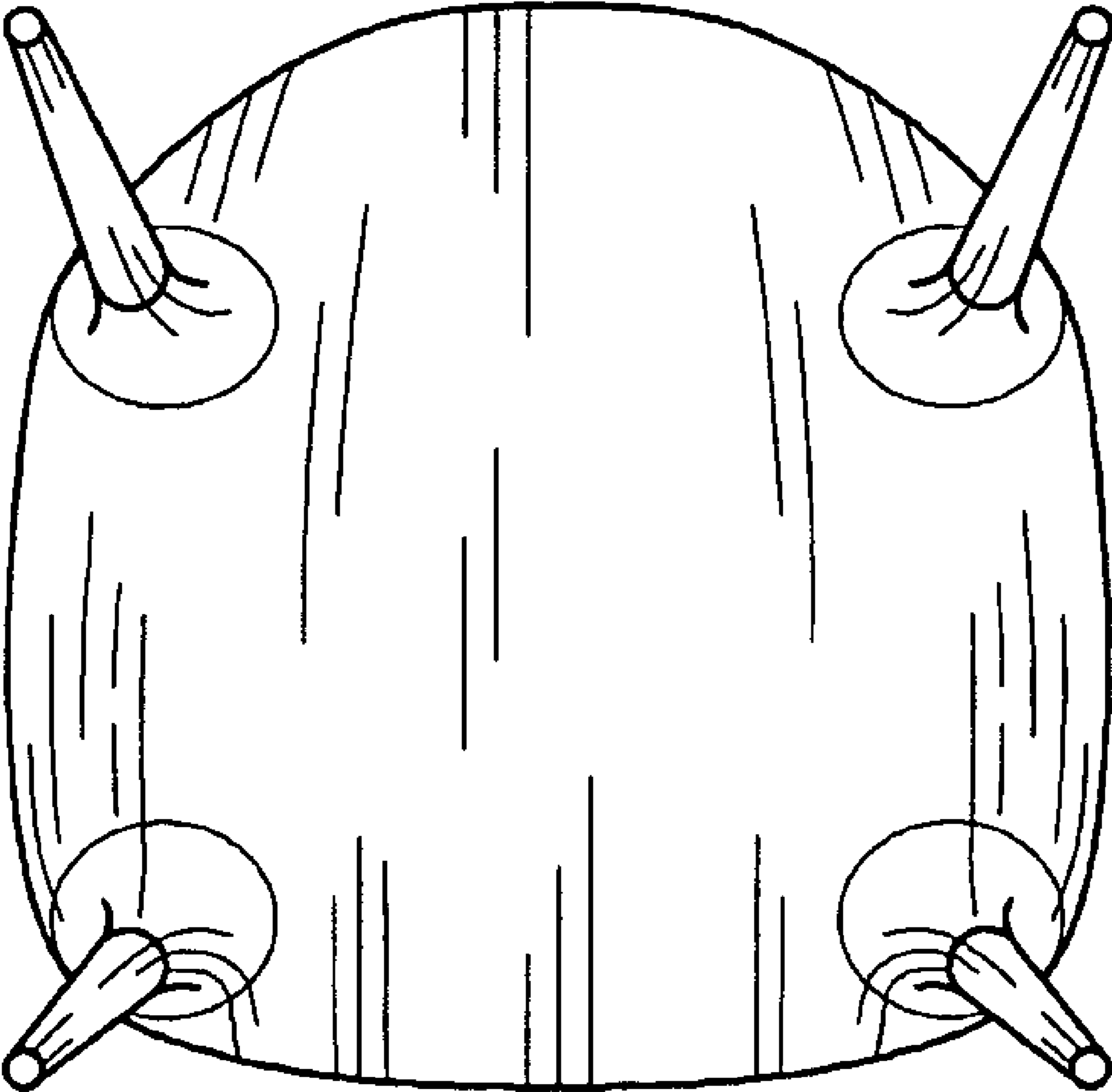


FIG.6



FIG.7