



US00D600012S

(12) **United States Design Patent**
Ledbetter et al.

(10) **Patent No.:** **US D600,012 S**
(45) **Date of Patent:** **** Sep. 15, 2009**

(54) **HOLDER FOR AN ELECTRONIC DEVICE WITH SURFACE ORNAMENTATION**

(75) Inventors: **Carl J. Ledbetter**, Mercer Island, WA (US); **Dan Funderburgh**, Brooklyn, NY (US)

(73) Assignee: **Microsoft Corporation**, Redmond, WA (US)

(**) Term: **14 Years**

(21) Appl. No.: **29/295,479**

(22) Filed: **Sep. 28, 2007**

(51) **LOC (9) Cl.** **03-01**

(52) **U.S. Cl.** **D3/248; D6/55**

(58) **Field of Classification Search** D3/234, D3/238, 247-252; 150/130, 132, 100, 103-104, 150/106-107

See application file for complete search history.

(56) **References Cited**

U.S. PATENT DOCUMENTS

D46,332 S * 9/1914 Cohn D3/248

D79,839 S * 11/1929 Muentener D5/55
D163,745 S * 6/1951 Dobbs et al. D3/248
D208,346 S * 8/1967 Dixon D5/58
D336,780 S * 6/1993 Blankenship et al. D3/248
D429,068 S * 8/2000 Kleinsmith D3/249
D528,303 S * 9/2006 Hillerich D3/321

* cited by examiner

Primary Examiner—Holly H Baynham

(74) *Attorney, Agent, or Firm*—Banner & Witcoff, Ltd.

(57) **CLAIM**

The ornamental design for a holder for an electronic device with surface ornamentation, as shown and described.

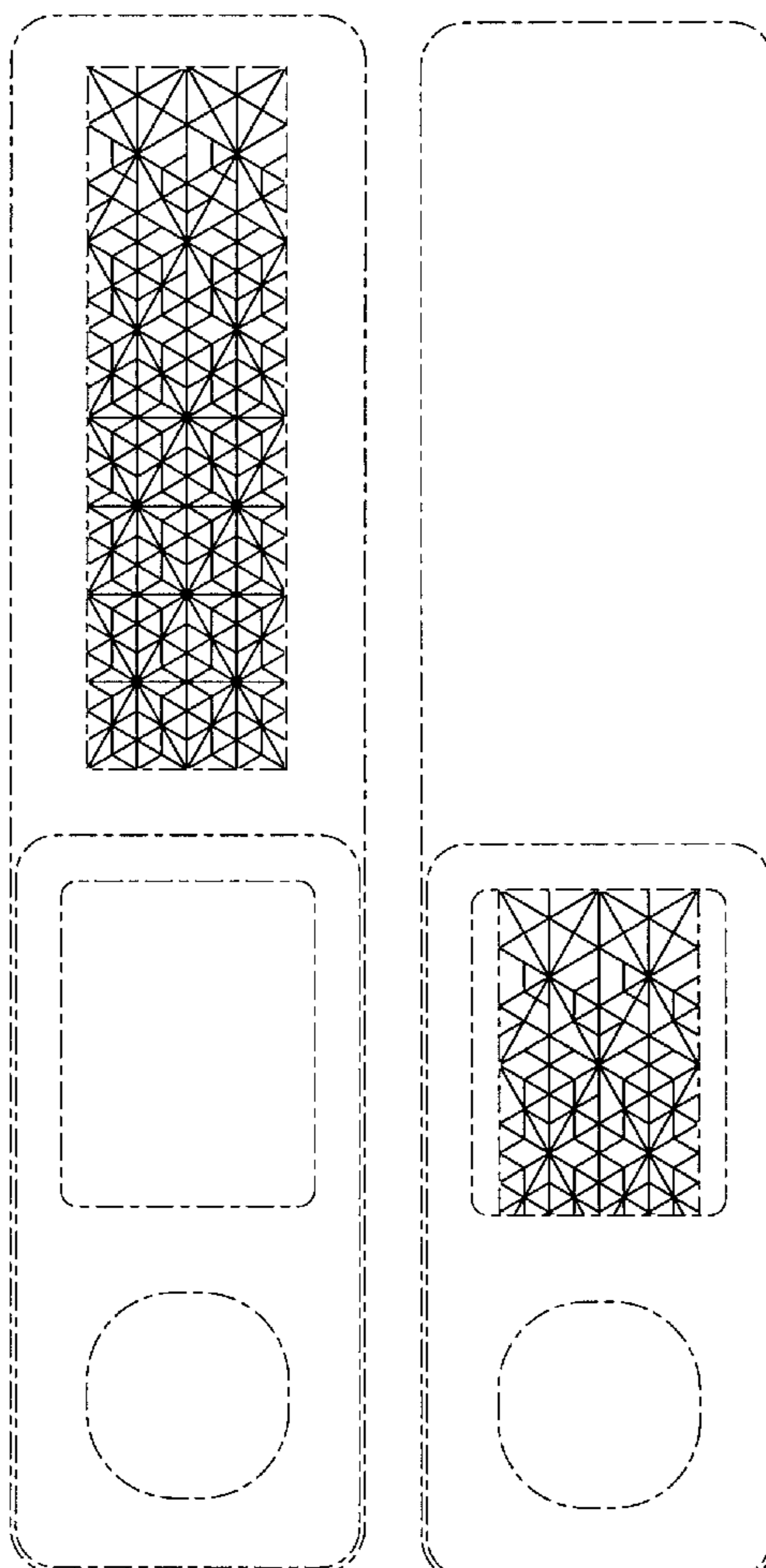
DESCRIPTION

FIG. 1 is a front view of a holder for an electronic device with surface ornamentation showing our new design; and,

FIG. 2 is another front view of a holder for an electronic device with surface ornamentation showing our new design.

The broken line showing of various regions in the Figures, including the unshaded areas therein, is for illustrative purposes only and forms no part of the claimed design.

1 Claim, 2 Drawing Sheets






FIG. 1

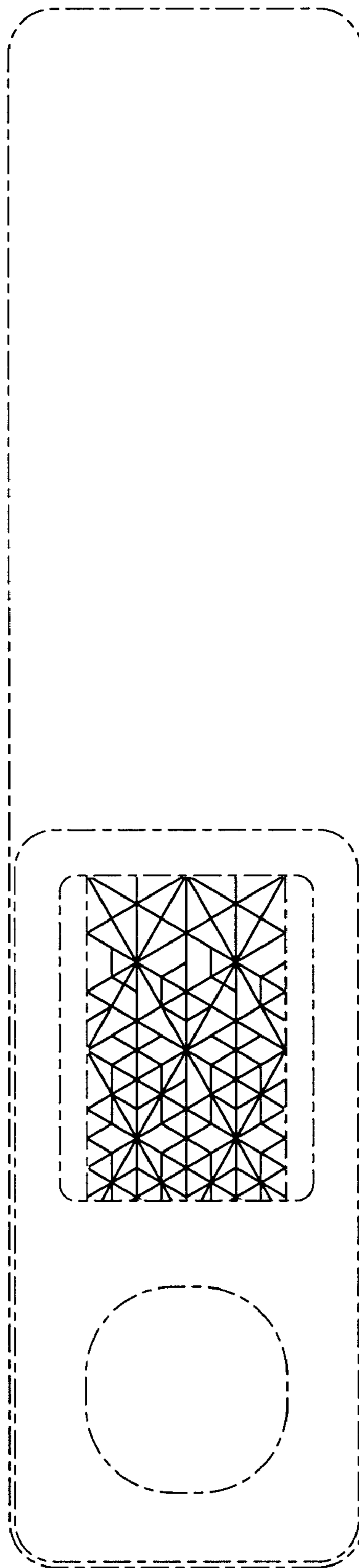


FIG. 2