



US00D600005S

(12) **United States Design Patent**
Camera

(10) **Patent No.:** **US D600,005 S**

(45) **Date of Patent:** **** Sep. 15, 2009**

(54) **DECORATIVE COMPARTMENTALIZED
ITEM DISPENSER**

(76) Inventor: **Susan B. Camera**, 606 Poinsettia Rd.,
Nokomis, FL (US) 34275

(**) Term: **14 Years**

(21) Appl. No.: **29/312,688**

(22) Filed: **Nov. 6, 2008**

(51) **LOC (9) Cl.** **03-01**

(52) **U.S. Cl.** **D3/203.3**

(58) **Field of Classification Search** D3/201-205;
206/530-538; D99/5

See application file for complete search history.

(56) **References Cited**

U.S. PATENT DOCUMENTS

D279,864 S	7/1985	Ridgley
4,809,877 A	3/1989	Albright
5,000,343 A	3/1991	Allen
D348,219 S	6/1994	Goldberg
5,323,929 A	6/1994	Marlar
5,641,091 A	6/1997	Daneshvar
6,102,855 A	8/2000	Kehr et al.
6,194,995 B1	2/2001	Gates

D459,987 S	7/2002	Christianson
6,427,865 B1	8/2002	Stillwell et al.
6,581,797 B2	6/2003	McKinney, Jr. et al.
D479,381 S *	9/2003	Robinson D99/5
D502,801 S	3/2005	Baum
D511,245 S *	11/2005	Green D3/201
D588,355 S *	3/2009	Muhlhausen et al. D3/203.3

* cited by examiner

Primary Examiner—Catherine R Oliver

(74) *Attorney, Agent, or Firm*—Robert C. Montgomery

(57) **CLAIM**

The ornamental design for a decorative compartmentalized item dispenser, as shown and described.

DESCRIPTION

FIG. 1 is a front view of a decorative compartmentalized item dispenser, as shown and described;


FIG. 2 is a side view thereof;

FIG. 3 is a top view thereof, with the lid shown removed;

FIG. 4 is a top view thereof, with the lid shown closed; and,

FIG. 5 is a bottom view thereof.

1 Claim, 5 Drawing Sheets



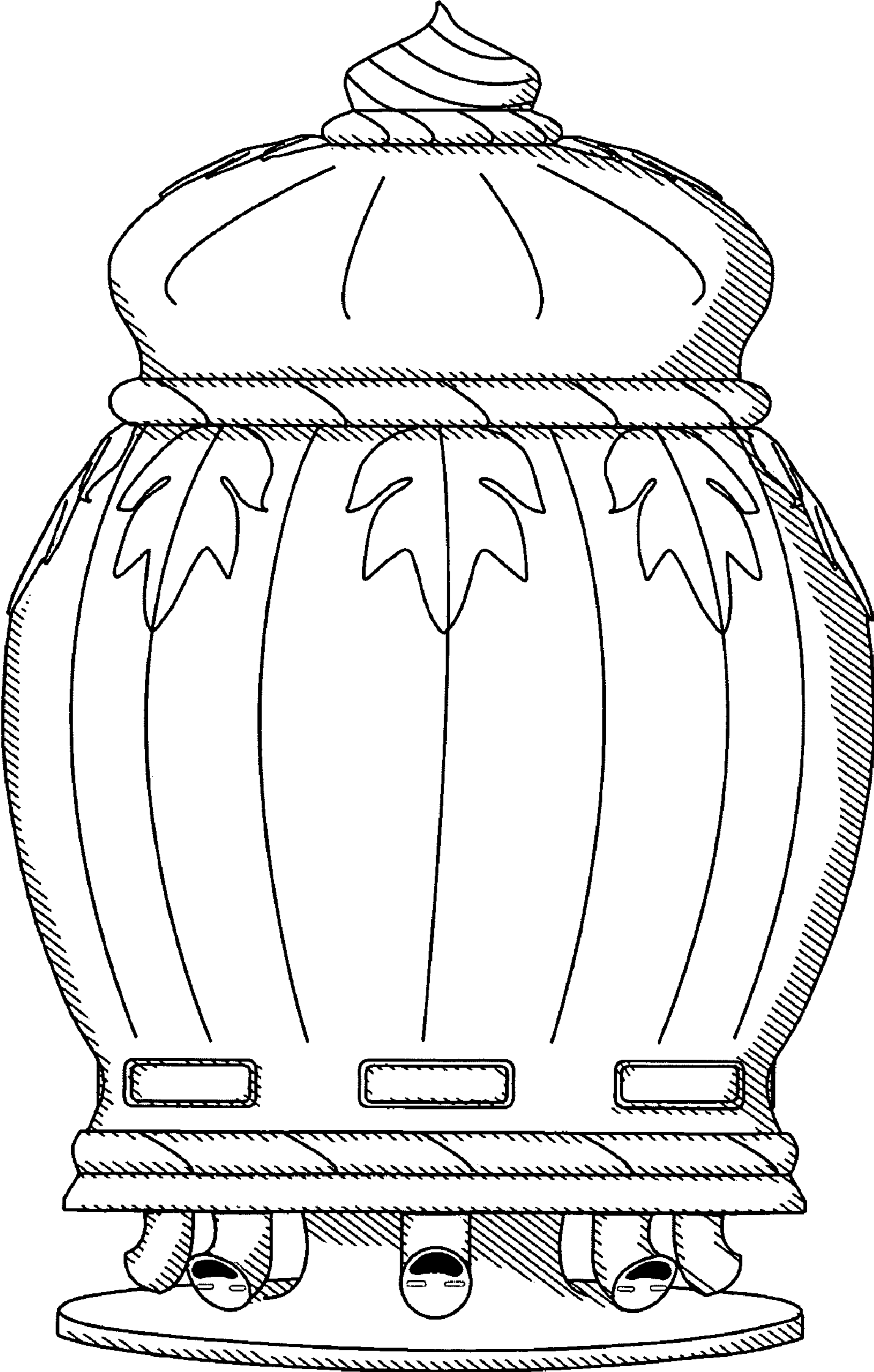


Fig. 1




Fig. 2

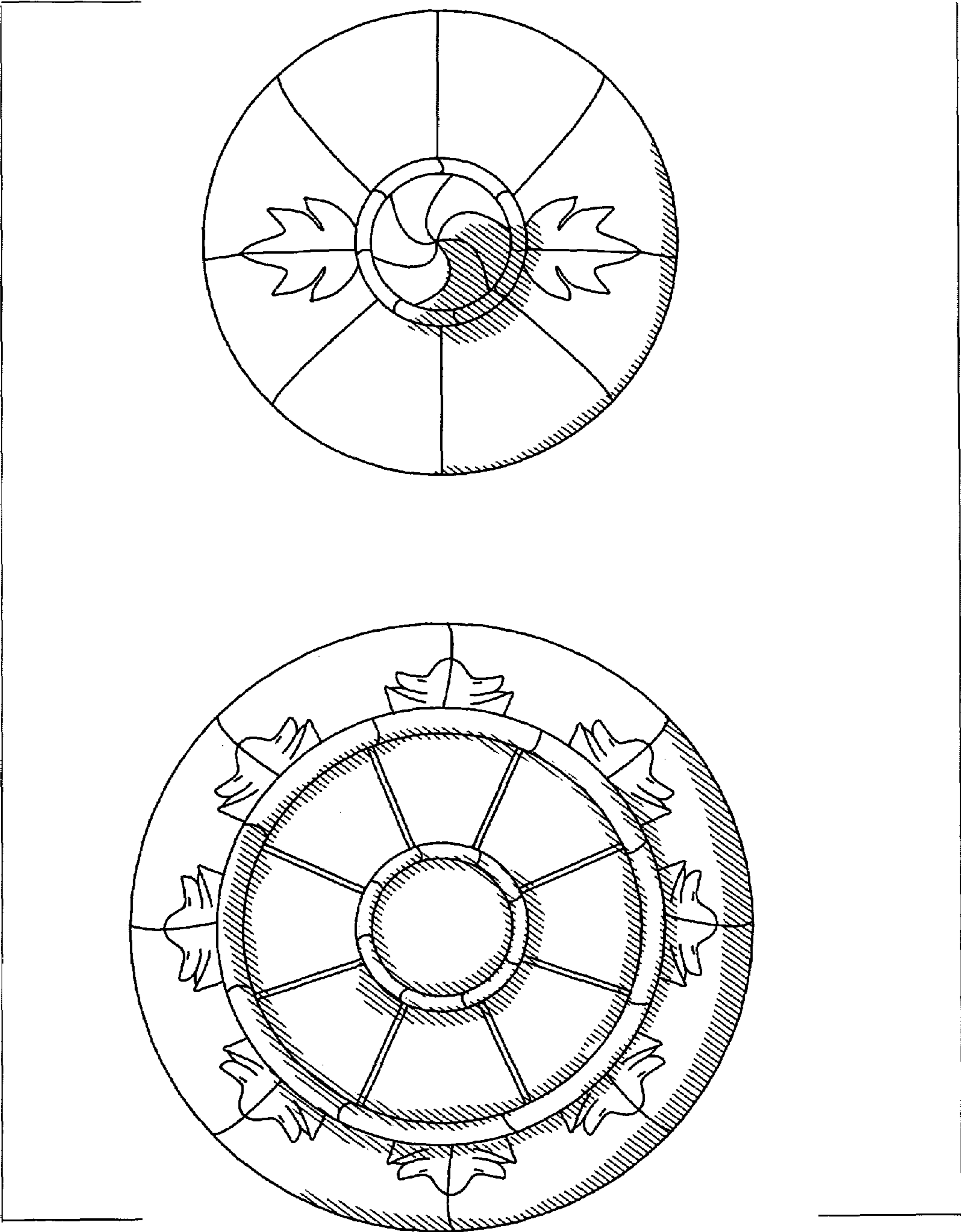


Fig.3




Fig. 4

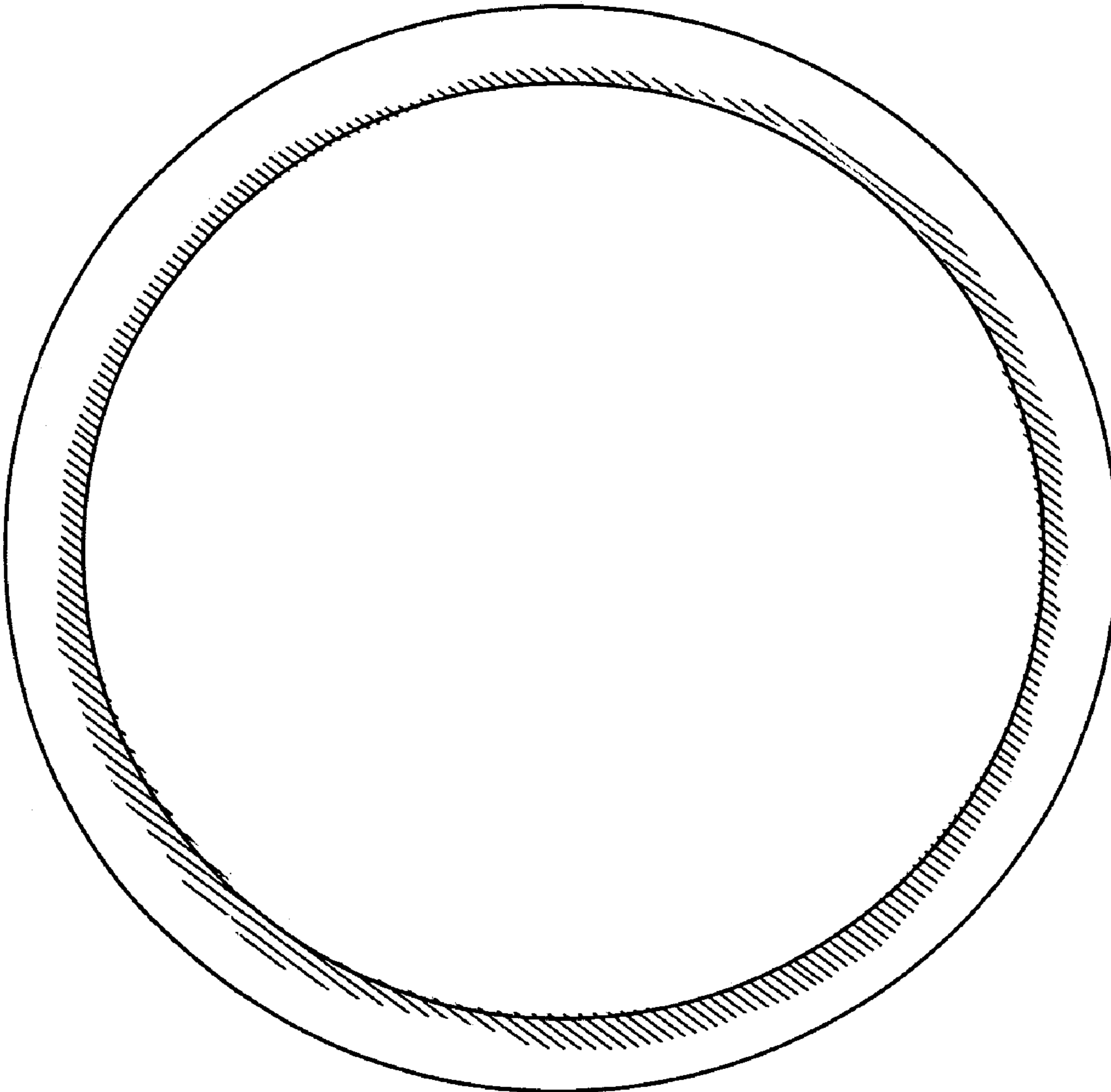


Fig. 5