



US00D600003S

(12) **United States Design Patent**
Kahng

(10) **Patent No.:** **US D600,003 S**

(45) **Date of Patent:** **** Sep. 15, 2009**

(54) **UMBRELLA WRIST STRAP**

(75) Inventor: **David Kahng**, 310 W. 106th St., 14D,
New York, NY (US) 10025

(73) Assignee: **David Kahng**, New York, NY (US)

(**) Term: **14 Years**

(21) Appl. No.: **29/300,825**

(22) Filed: **May 20, 2008**

(51) **LOC (9) Cl.** **03-03**

(52) **U.S. Cl.** **D3/10**

(58) **Field of Classification Search** D3/5-17;
D21/836-839; 135/15.1, 16, 17, 19, 20.1,
135/25.1, 25.2, 25.4, 25.33, 26, 29-31, 33.4,
135/33.41

See application file for complete search history.

(56) **References Cited**

U.S. PATENT DOCUMENTS

3,279,663	A *	10/1966	Torres	D3/10
D287,192	S *	12/1986	Cain	D3/12
D287,665	S *	1/1987	Cain	D3/12
D291,385	S *	8/1987	Selig	D3/12
D296,264	S *	6/1988	Selig	D3/12
D310,135	S *	8/1990	Cain	D3/12

4,958,758	A *	9/1990	Tipple et al.	224/267
D321,592	S *	11/1991	Cain	D3/12
D391,755	S *	3/1998	Grimm et al.	D3/11
D550,951	S *	9/2007	Belsky	D3/10

* cited by examiner

Primary Examiner—T. Chase Nelson

Assistant Examiner—Anhdao Doan

(57) **CLAIM**

The ornamental design for a umbrella wrist strap, as shown and described.

DESCRIPTION

FIG. 1 is a top view of an umbrella wrist strap with the handle portion removed in order to show the underlying surface of the umbrella wrist strap;

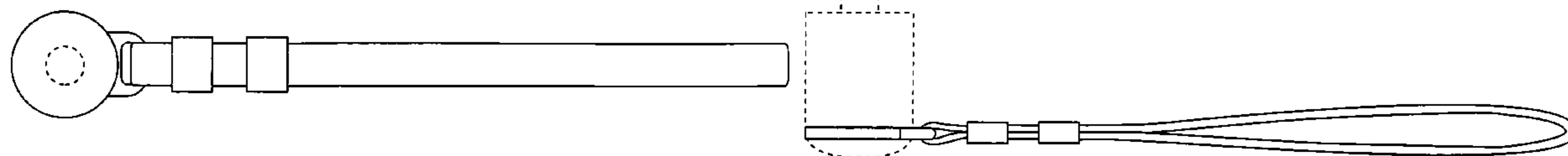
FIG. 2 is a side view thereof;

FIG. 3 is a front view thereof; and,

FIG. 4 is a bottom view thereof with the handle portion removed in order to show the underlying surface of the umbrella wrist strap.

The broken lines in all drawings are included for the purpose of illustrating environmental subject matter and form no part of the claimed design.

1 Claim, 2 Drawing Sheets






Fig. 1




Fig. 2

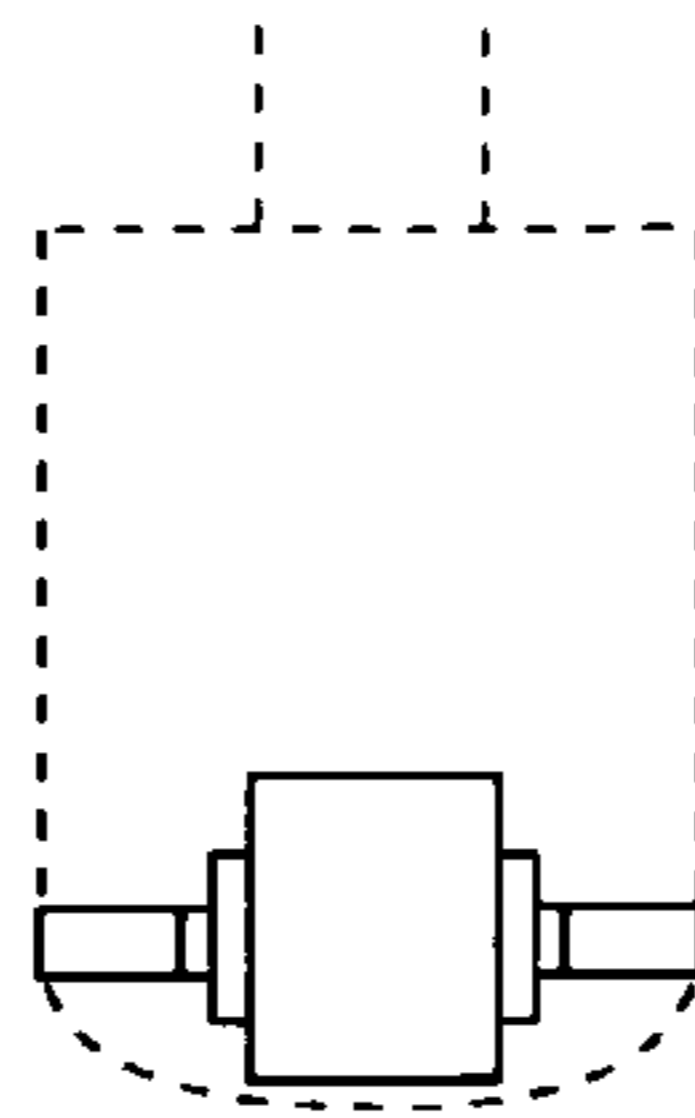


Fig. 3

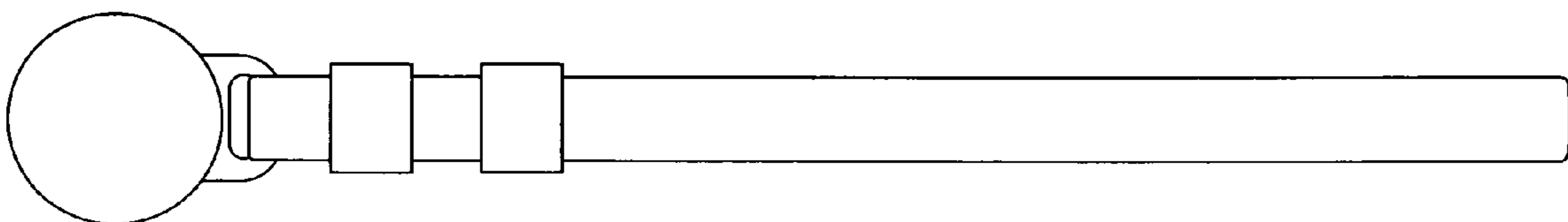


Fig. 4