



US00D60001S

(12) **United States Design Patent**
St-Louis et al.

(10) **Patent No.:** **US D600,001 S**
(45) **Date of Patent:** **** Sep. 15, 2009**

(54) **FOOTWEAR UPPER**

(75) Inventors: **Julie St-Louis**, Montreal (CA); **Manon Belley**, Laval (CA)

(73) Assignee: **Wolverine World Wide, Inc.**, Rockford, MI (US)

(**) Term: **14 Years**

(21) Appl. No.: **29/312,626**

(22) Filed: **Nov. 3, 2008**

(51) **LOC (9) Cl.** **02-99**

(52) **U.S. Cl.** **D2/972**

(58) **Field of Classification Search** D2/896,
D2/902, 906–912, 943, 944, 969, 972–974;
36/45–49, 50.1, 77 M, 77 R, 83, 88, 113,
36/114, 126–131

See application file for complete search history.

(56) **References Cited**

U.S. PATENT DOCUMENTS

- D433,217 S * 11/2000 Link D2/972
- D448,148 S 9/2001 Matis et al.
- D458,741 S * 6/2002 Rogers D2/969
- D468,891 S * 1/2003 Truelsen D2/907
- D480,543 S 10/2003 Robbins
- D487,335 S 3/2004 Robbins
- D487,619 S 3/2004 Matis
- D487,957 S 4/2004 Robbins
- D487,961 S 4/2004 Robbins
- D495,126 S * 8/2004 Patt D2/972
- D498,354 S * 11/2004 Smith D2/972
- D500,196 S 12/2004 Belley
- D501,295 S 2/2005 Belley et al.
- D501,298 S 2/2005 Robbins et al.
- D501,982 S 2/2005 Belley et al.
- D504,560 S 5/2005 Robbins et al.
- D507,864 S 8/2005 Robbins et al.
- D514,299 S 2/2006 Ardissono et al.
- D514,789 S 2/2006 Robbins et al.
- D514,791 S 2/2006 Ardissono et al.
- D517,302 S 3/2006 Ardissono

- D528,765 S * 9/2006 Portzline D2/972
- D529,701 S * 10/2006 Dekovic D2/970
- D537,612 S 3/2007 Belley et al.
- D538,521 S 3/2007 Matis et al.
- D546,535 S 7/2007 Belley et al.
- D547,040 S 7/2007 Belley et al.
- D547,043 S 7/2007 Matis et al.
- D547,044 S 7/2007 Belley et al.
- D547,535 S 7/2007 Matis et al.
- D554,843 S 11/2007 Matis
- D563,641 S 3/2008 Horne et al.
- D569,598 S 5/2008 Matis et al.
- D569,603 S 5/2008 Nakano

OTHER PUBLICATIONS

Merrell Spring 2009 Catalog, pp. 17, 18, 39.

* cited by examiner

Primary Examiner—Dominic Simone

(74) *Attorney, Agent, or Firm*—Warner Norcross & Judd LLP

(57) **CLAIM**

The ornamental design for footwear upper, as shown and described.

DESCRIPTION

FIG. 1 is a perspective view of the footwear upper embodying the new design;

FIG. 2 is a top view thereof;

FIG. 3 is a right side view thereof;

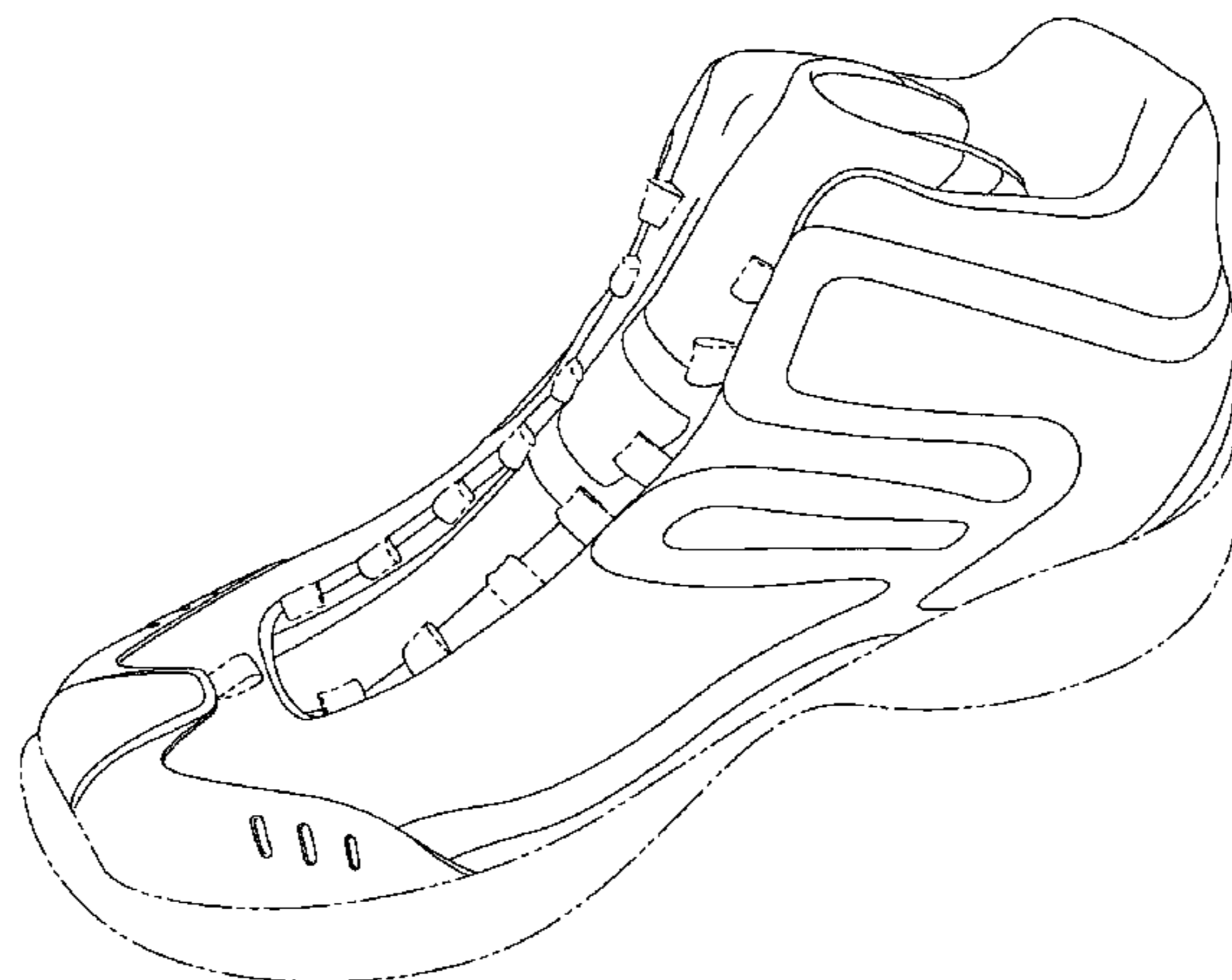
FIG. 4 is a left side view thereof;

FIG. 5 is a front view thereof; and,

FIG. 6 is a rear view thereof.

FIGS. 1–6 show features of an article of footwear in phantom lines. These features are shown for environmental purposes and do not form any part of the claimed design. Further, the phantom lines immediately adjacent the solid-line portions of the design form the boundary of the design, with the phantom lines forming no part of the claimed design.

1 Claim, 4 Drawing Sheets



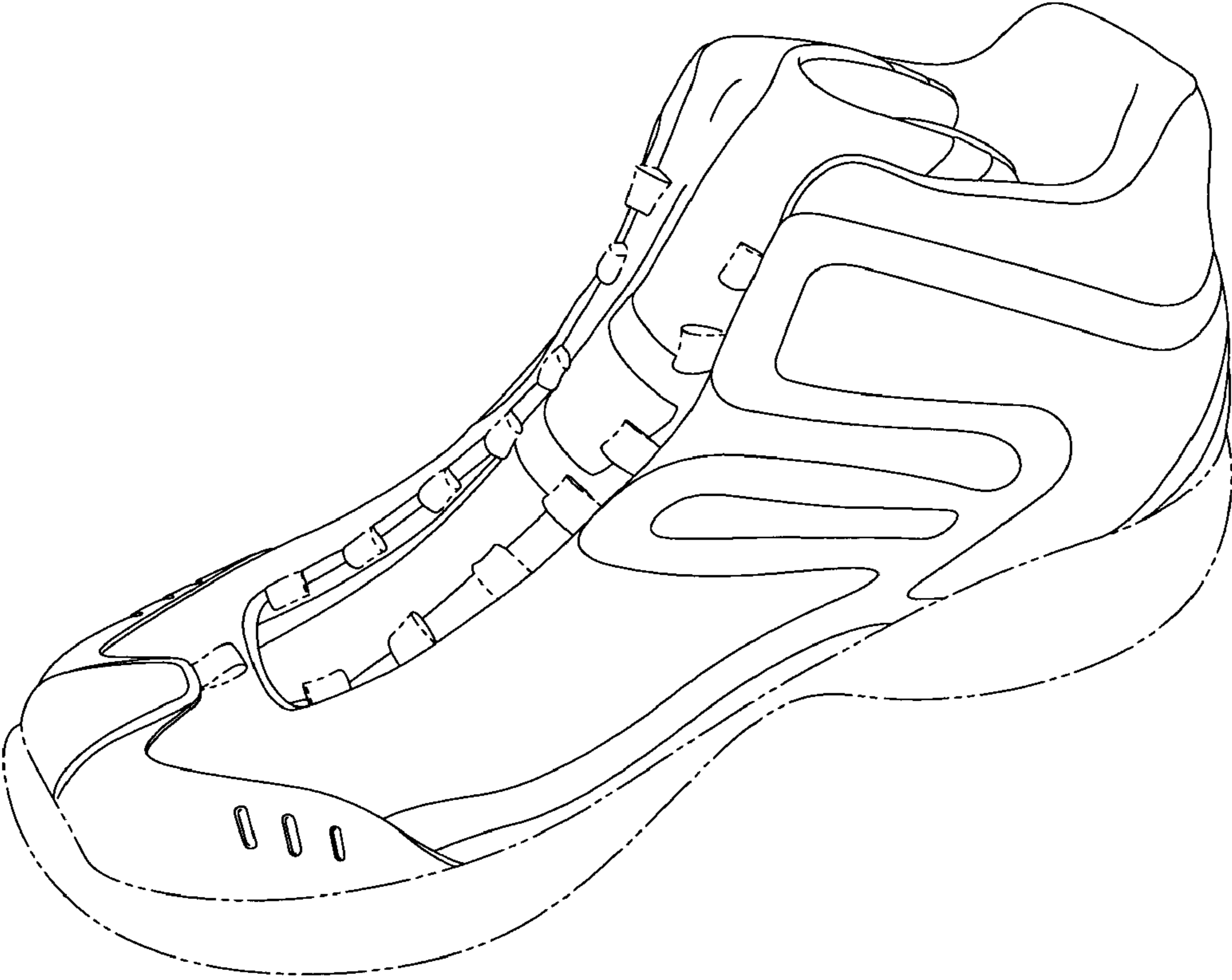


Fig. 1

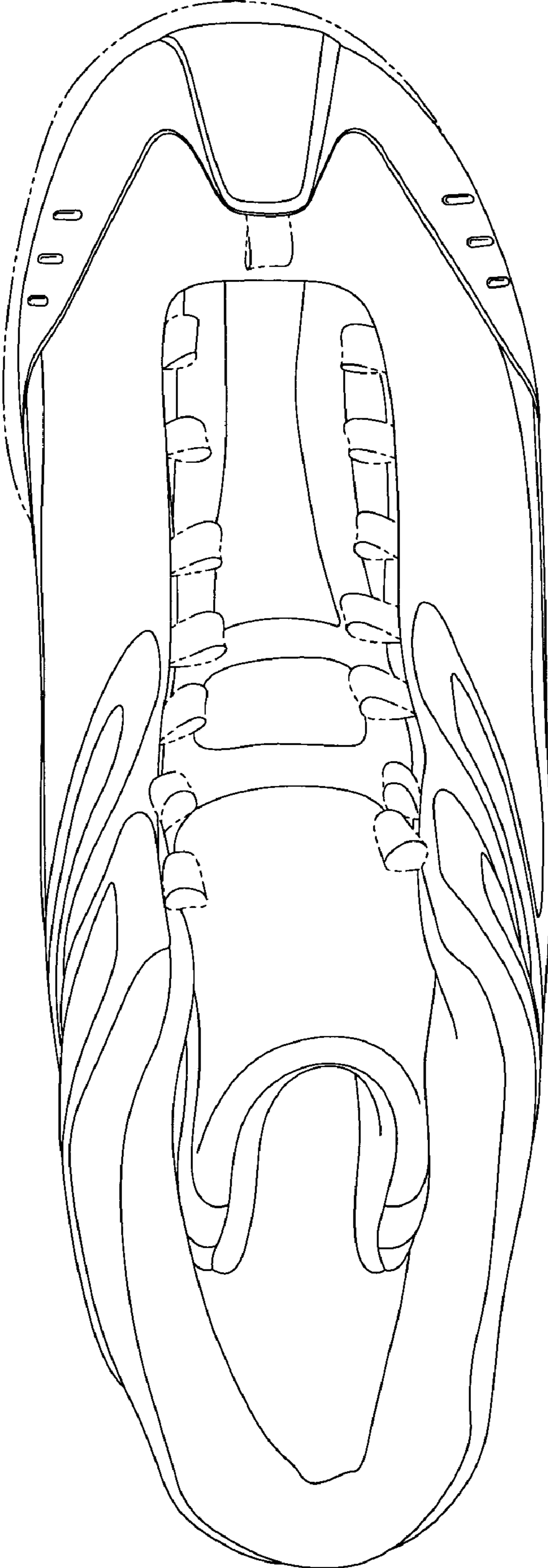


Fig. 2




Fig. 3




Fig. 4

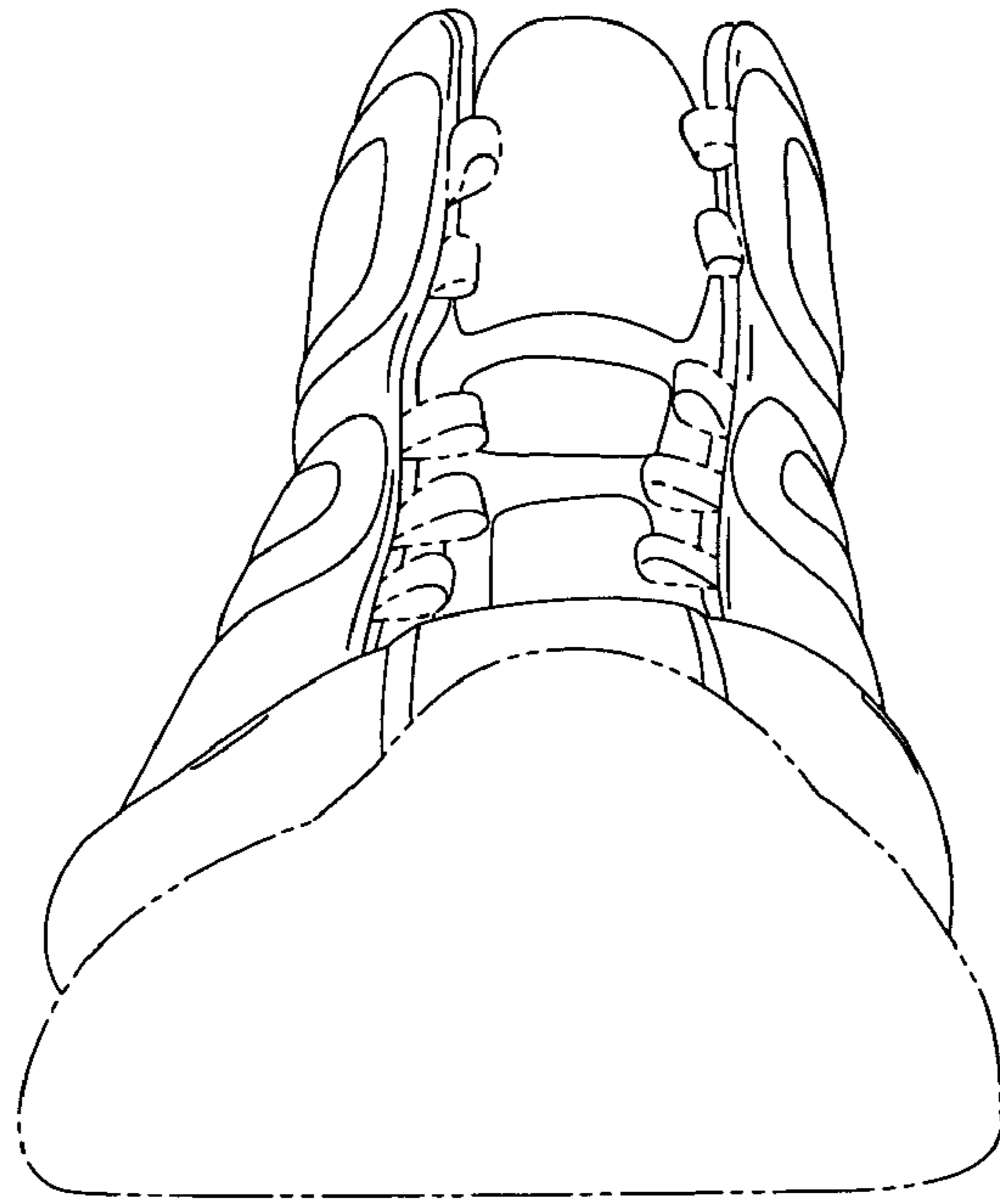


Fig. 5

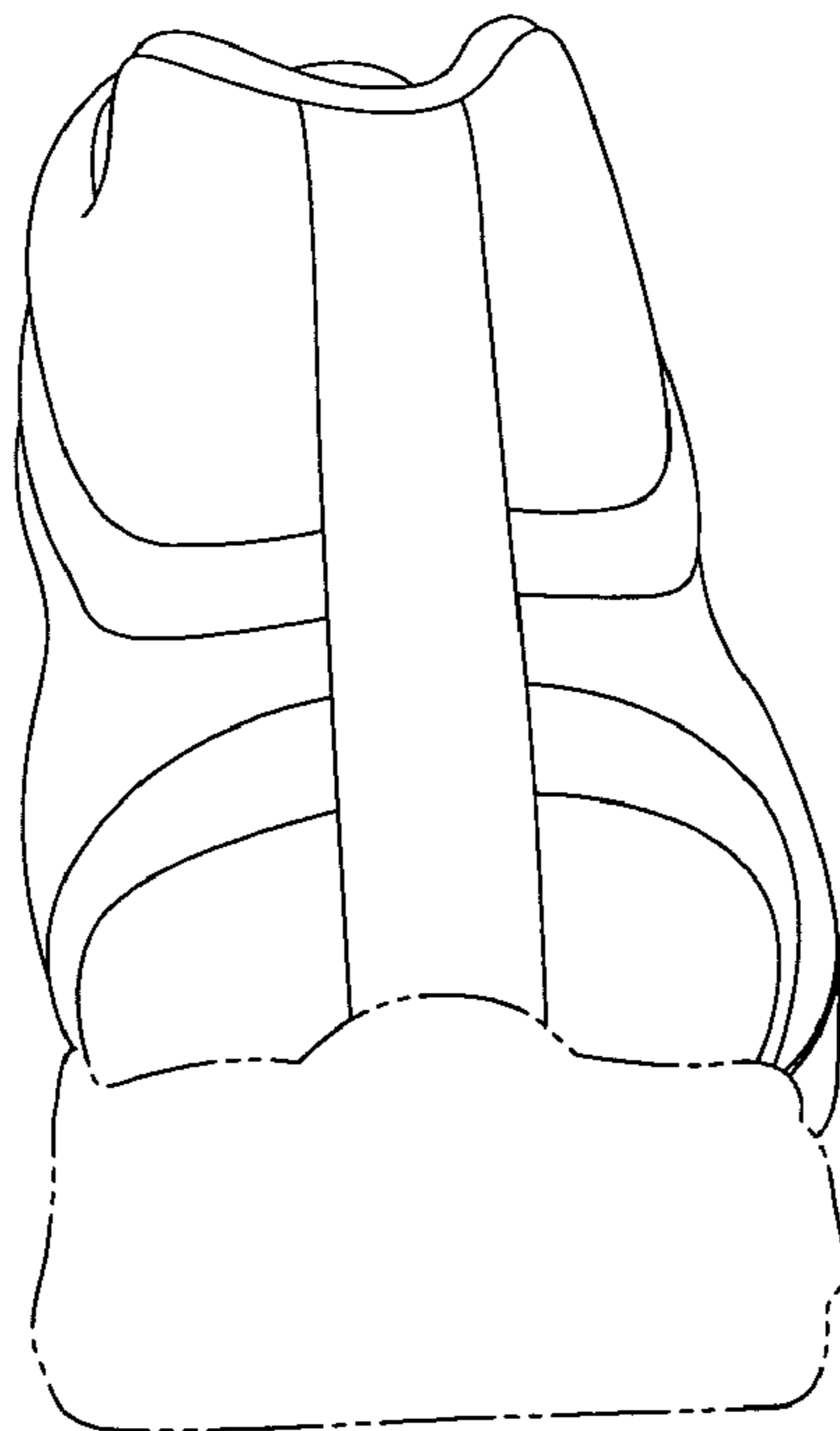


Fig. 6