



US00D60000S

(12) **United States Design Patent**
Horito et al.

(10) **Patent No.:** **US D600,000 S**
(45) **Date of Patent:** **** Sep. 15, 2009**

(54) **BATTERY SYSTEM**

(75) Inventors: **Michael Horito**, Provo, UT (US); **Janna Budge**, Portland, OR (US); **Lee Croy**, Salt Lake City, UT (US); **Tyler Allan**, Springville, UT (US)

(73) Assignee: **Goal Zero LLC**, Spanish Fork, UT (US)

(**) Term: **14 Years**

(21) Appl. No.: **29/321,479**

(22) Filed: **Jul. 17, 2008**

(51) **LOC (9) Cl.** **13-02**

(52) **U.S. Cl.** **D13/103; D13/102; D13/107**

(58) **Field of Classification Search** D13/102–108,
D13/110, 118–119, 184; 429/96–100, 163,
429/176

See application file for complete search history.

(56) **References Cited**

U.S. PATENT DOCUMENTS

D292,975 S * 12/1987 Kobayashi D14/251
4,988,584 A * 1/1991 Shaper 429/50
D345,727 S * 4/1994 Flowers et al. D13/103
D363,937 S * 11/1995 Marks et al. D14/253
D400,160 S * 10/1998 Nagano D13/103

D430,865 S * 9/2000 Cosley et al. D14/140.5
7,390,590 B2 * 6/2008 Wani et al. 429/96
D579,870 S * 11/2008 Dunbar et al. D13/116
D591,232 S * 4/2009 Zhuang D13/103
D593,488 S * 6/2009 Harrison et al. D13/103

* cited by examiner

Primary Examiner—Jennifer Rivard

Assistant Examiner—Rosemary K Tarcza

(74) *Attorney, Agent, or Firm*—Honigman Miller Schwartz and Cohn LLP

(57) **CLAIM**

The ornamental design for a battery system, as shown and described.

DESCRIPTION

FIG. 1 is a front perspective view of a battery system of the present design;

FIG. 2 is a right view of the embodiment of FIG. 1;

FIG. 3 is a left view of the embodiment of FIG. 1;

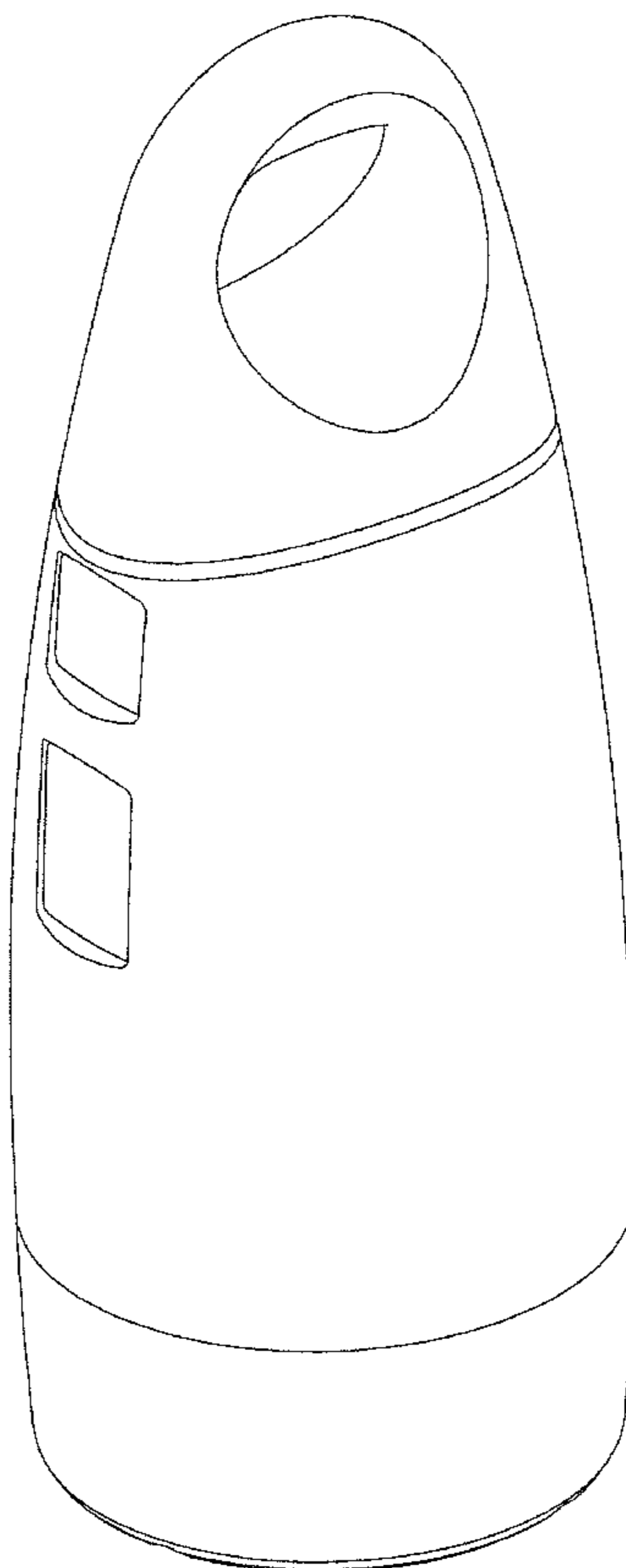
FIG. 4 is a front view of the embodiment of FIG. 1;

FIG. 5 is a back view of the embodiment of FIG. 1;

FIG. 6 is a top view of the embodiment of FIG. 1; and,

FIG. 7 is a bottom view of the embodiment of FIG. 1.

1 Claim, 6 Drawing Sheets



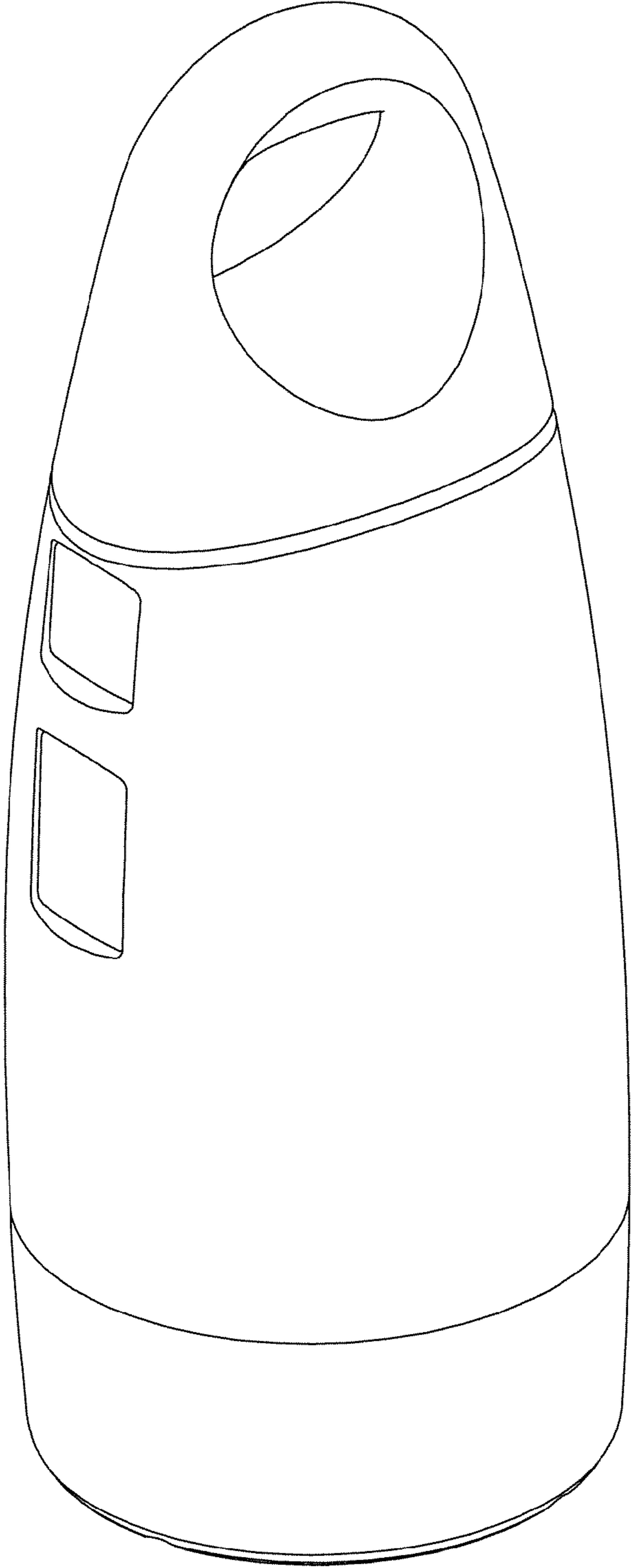


FIG. 1




FIG. 2




FIG. 3

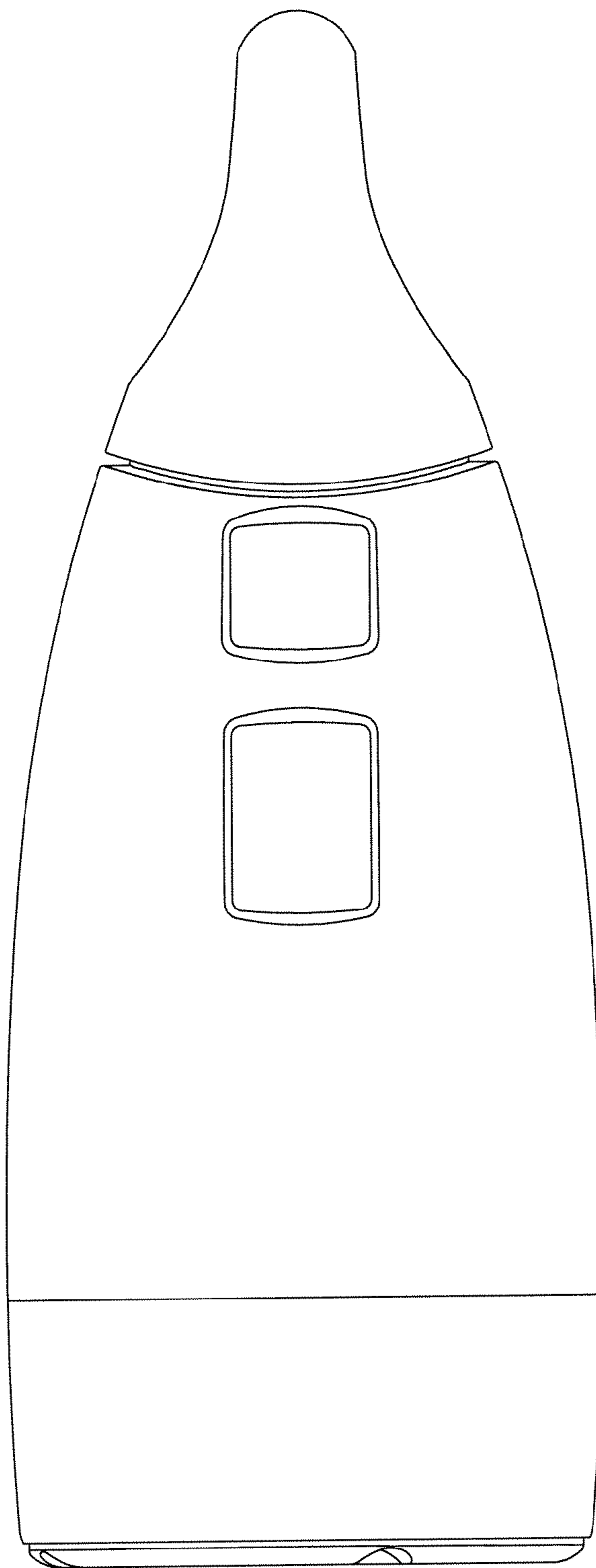


FIG. 4

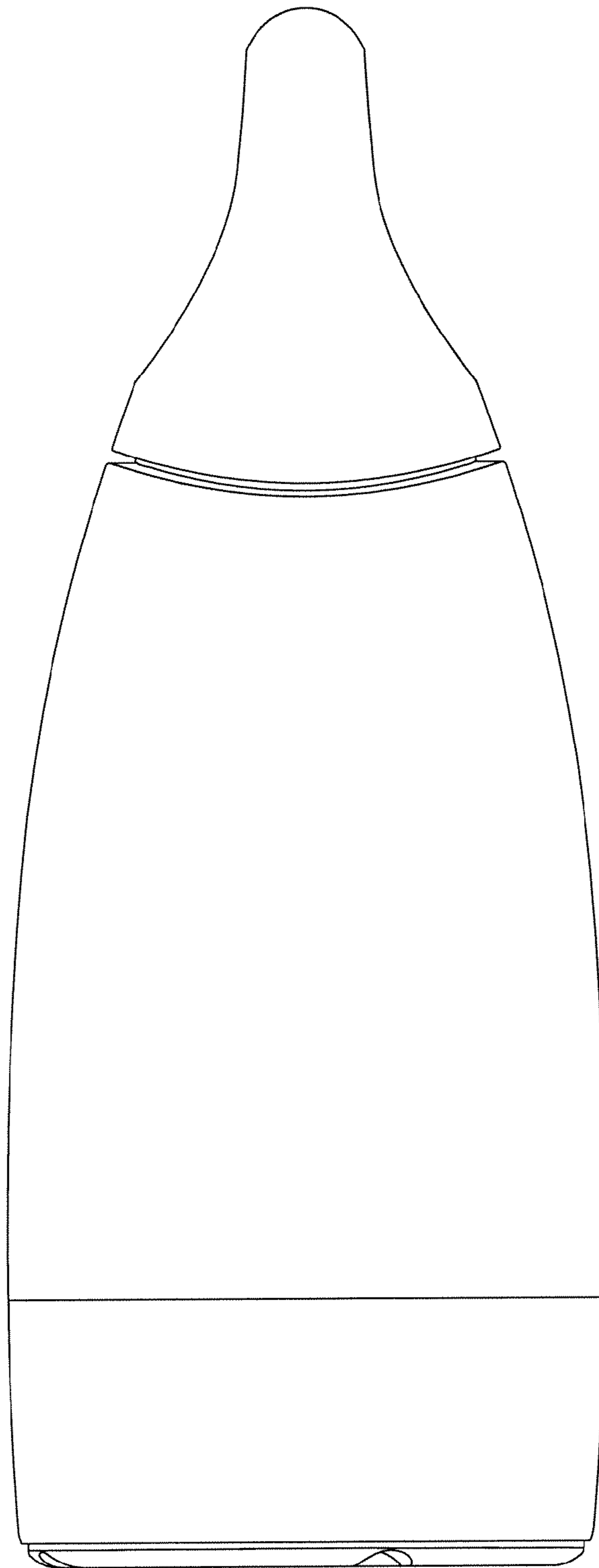


FIG. 5

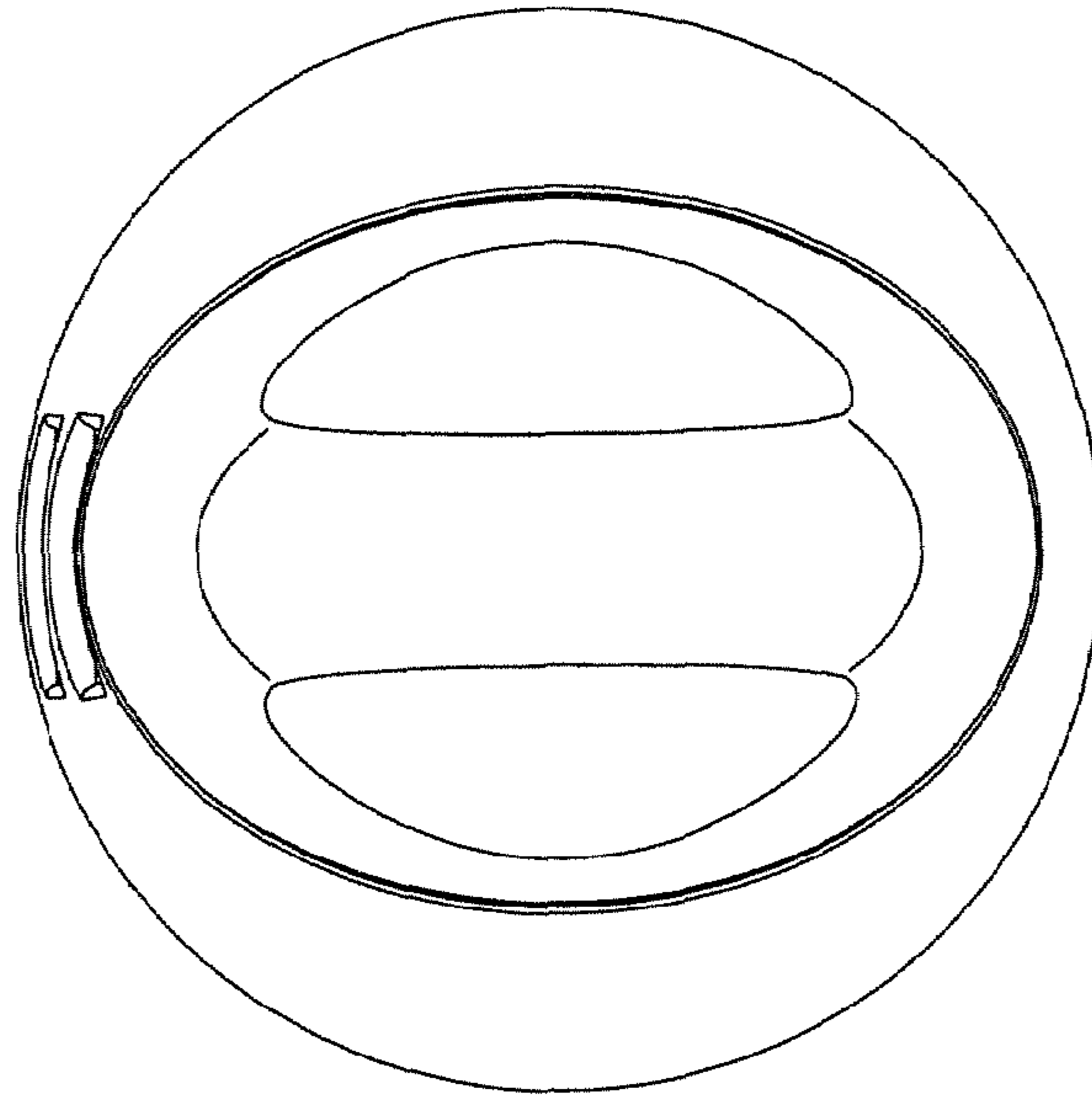


FIG. 6

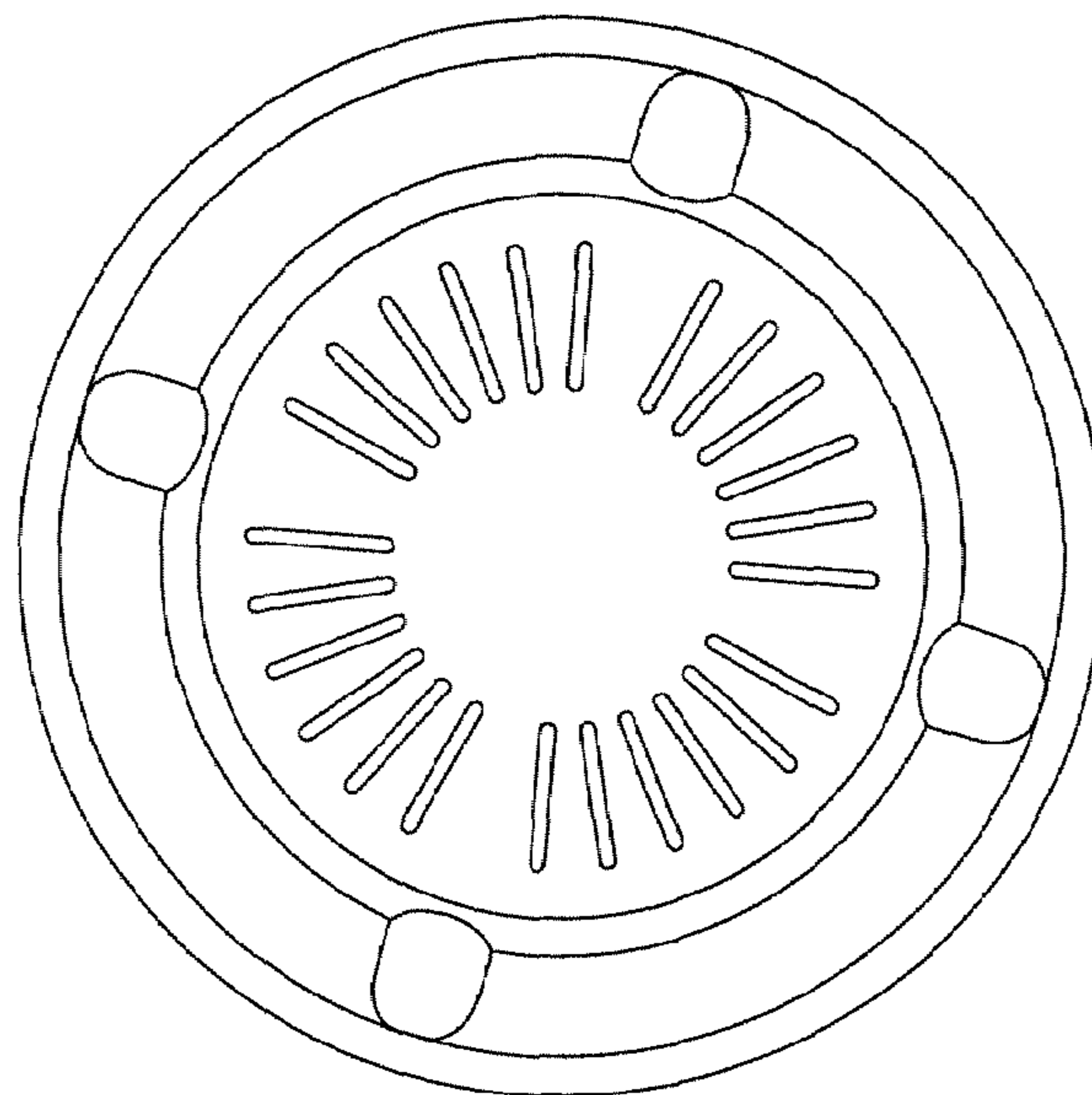


FIG. 7