



US00D599997S

(12) **United States Design Patent**  
**St-Louis et al.**

(10) **Patent No.:** **US D599,997 S**

(45) **Date of Patent:** **\*\* Sep. 15, 2009**

(54) **FOOTWEAR UPPER**

(75) Inventors: **Julie St-Louis**, Montreal (CA); **Martin W. F. Dean**, St. Albans (GB); **Manon Belley**, Laval (CA)

(73) Assignee: **Wolverine World Wide, Inc.**, Rockford, MI (US)

(\*\*) Term: **14 Years**

(21) Appl. No.: **29/312,635**

(22) Filed: **Nov. 3, 2008**

(51) **LOC (9) Cl.** ..... **02-99**

(52) **U.S. Cl.** ..... **D2/969**

(58) **Field of Classification Search** ..... D2/896,  
D2/902, 906-912, 943, 944, 969, 972-974;  
36/45-49, 50.1, 77 M, 77 R, 83, 88, 113,  
36/114, 126-131

See application file for complete search history.

(56) **References Cited**

U.S. PATENT DOCUMENTS

D438,698 S	3/2001	Matis et al.	
D440,034 S	4/2001	Matis	
D447,620 S	9/2001	Matis et al.	
D447,859 S	9/2001	Matis et al.	
D452,067 S	12/2001	Matis et al.	
D480,545 S	10/2003	Matis et al.	
D480,551 S	10/2003	Matis et al.	
D486,627 S	2/2004	Rogers et al.	
D487,625 S *	3/2004	Bandini et al.	D2/969
D501,072 S *	1/2005	Matis et al.	D2/969
D502,799 S *	3/2005	Matis et al.	D2/969
D503,268 S	3/2005	Belley et al.	
D504,762 S	5/2005	Matis et al.	
D504,763 S	5/2005	Matis et al.	
D511,883 S	11/2005	Matis	

D532,588 S	11/2006	Matis et al.	
D533,987 S	12/2006	Matis et al.	
D545,548 S *	7/2007	Belley et al.	D2/969
D550,442 S *	9/2007	Matis et al.	D2/969
D551,836 S *	10/2007	Matis et al.	D2/969
D578,290 S *	10/2008	Banik	D2/969
D586,111 S *	2/2009	Banik	D2/972

OTHER PUBLICATIONS

Merrell Fall 2007 Catalog, pp. 8, 9, 20.  
Merrell Spring 2008 Catalog, pp. 8, 11, 12, 13, 15.  
Merrell Fall 2008 Catalog, p. 14.

\* cited by examiner

*Primary Examiner*—Dominic Simone

(74) *Attorney, Agent, or Firm*—Warner Norcross & Judd LLP

(57) **CLAIM**

The ornamental design for footwear upper, as shown and described.

**DESCRIPTION**

FIG. 1 is a perspective view of the footwear upper embodying the new design;

FIG. 2 is a top view thereof;

FIG. 3 is a right side view thereof;

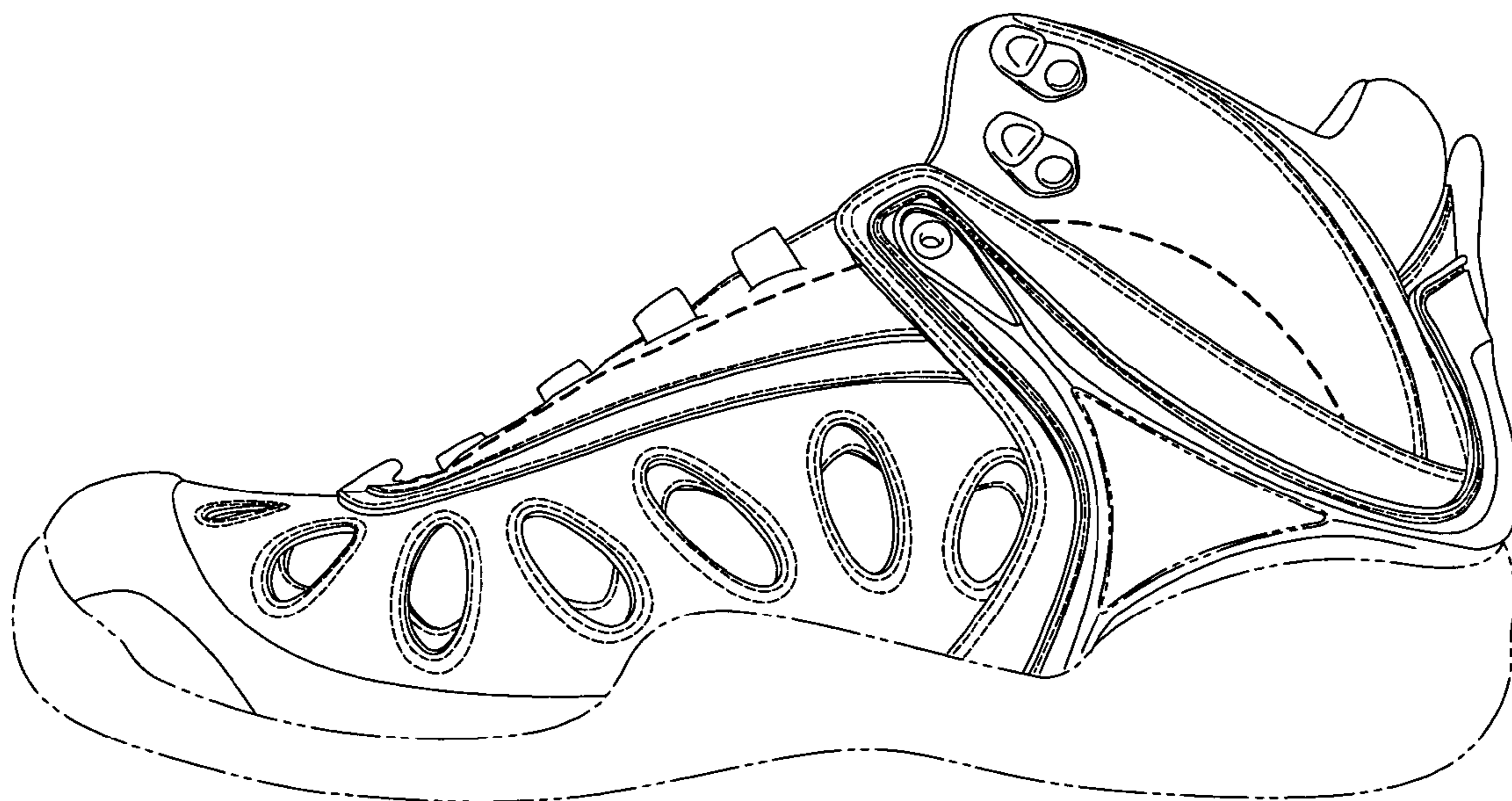
FIG. 4 is a left side view thereof;

FIG. 5 is a front view thereof; and,

FIG. 6 is a rear view thereof.

FIGS. 1-6 show features of an article of footwear in phantom lines. These features are shown for environmental purposes and do not form any part of the claimed design. Further, the phantom lines immediately adjacent the solid-line portions of the design form the boundary of the design, with the phantom lines forming no part of the claimed design.

**1 Claim, 4 Drawing Sheets**



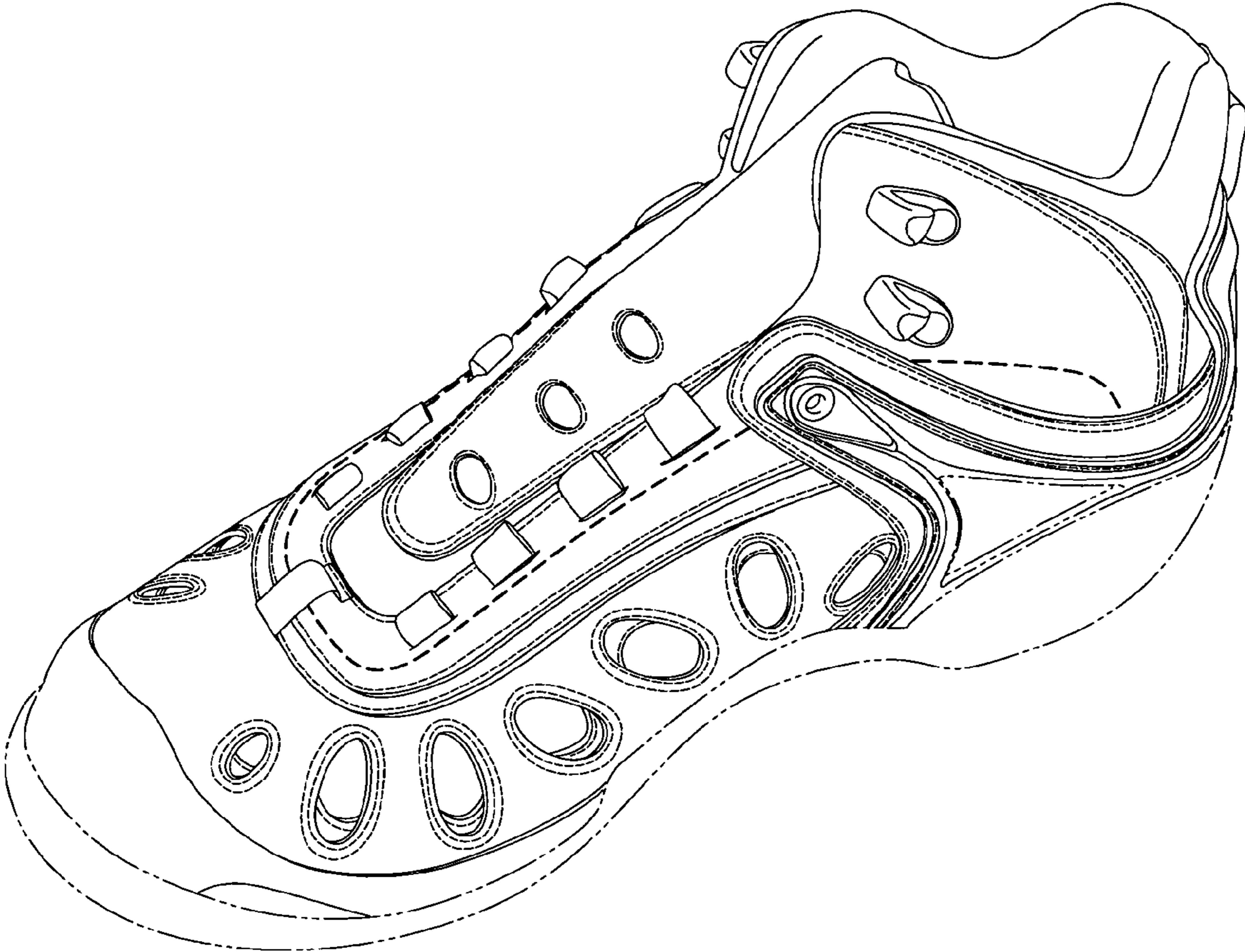


Fig. 1

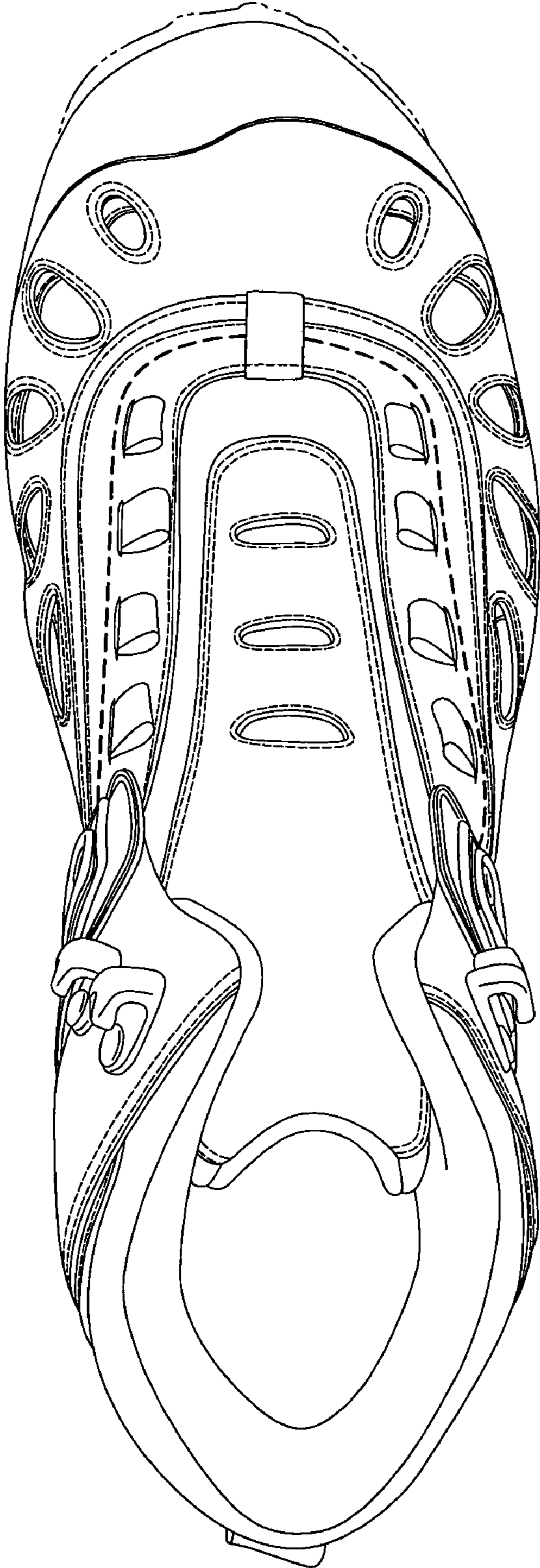


Fig. 2

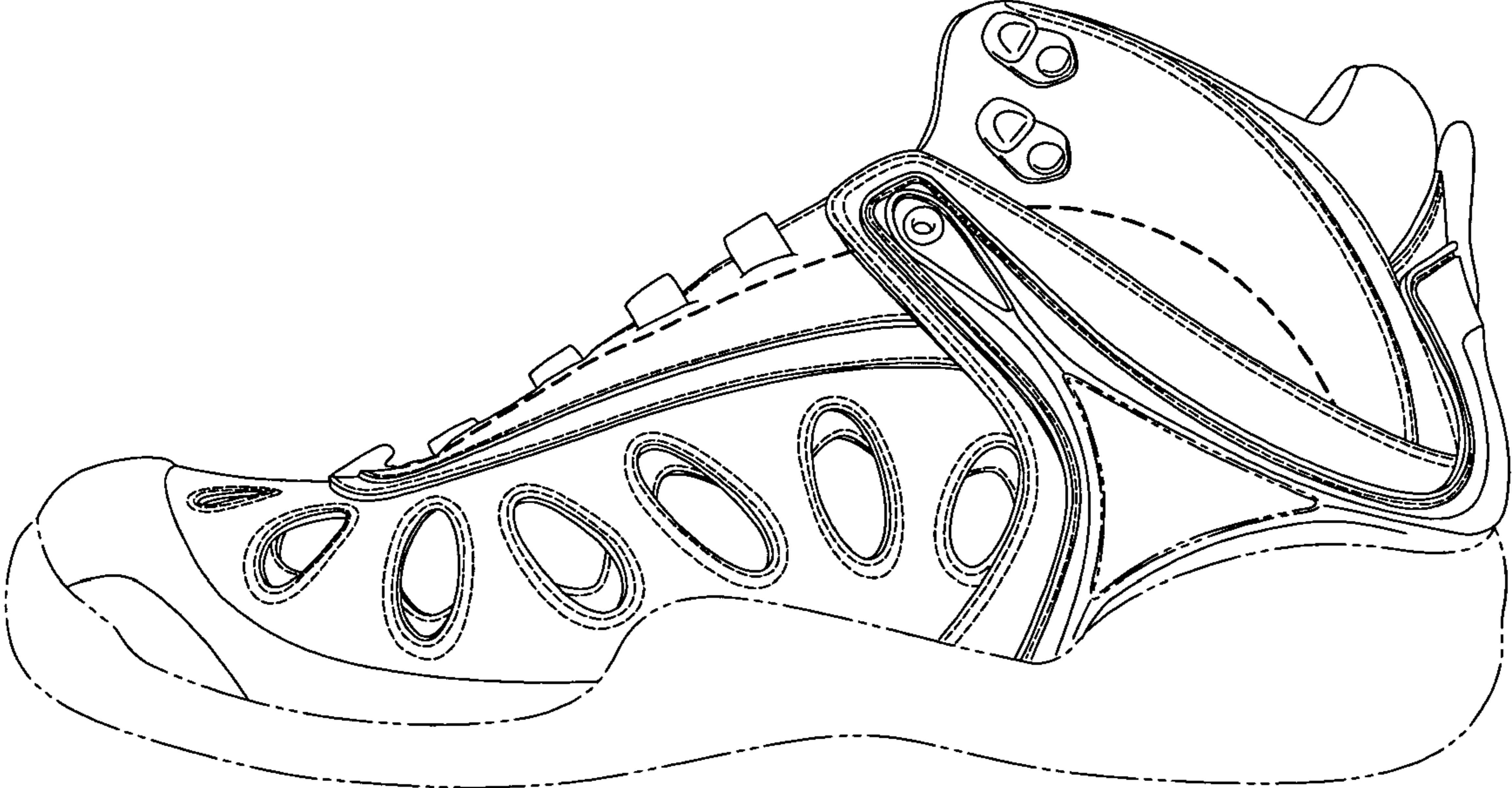


Fig. 3

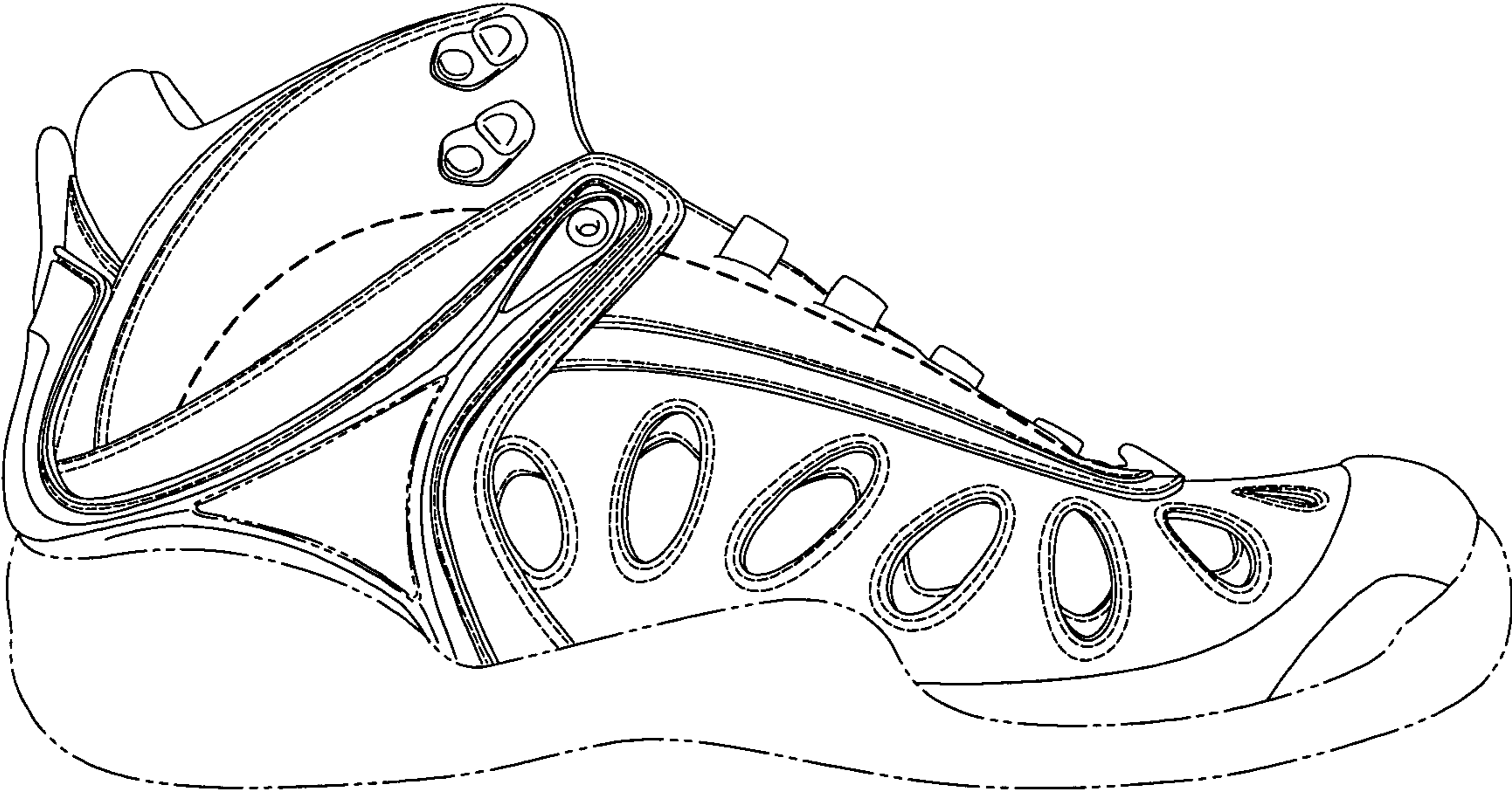


Fig. 4

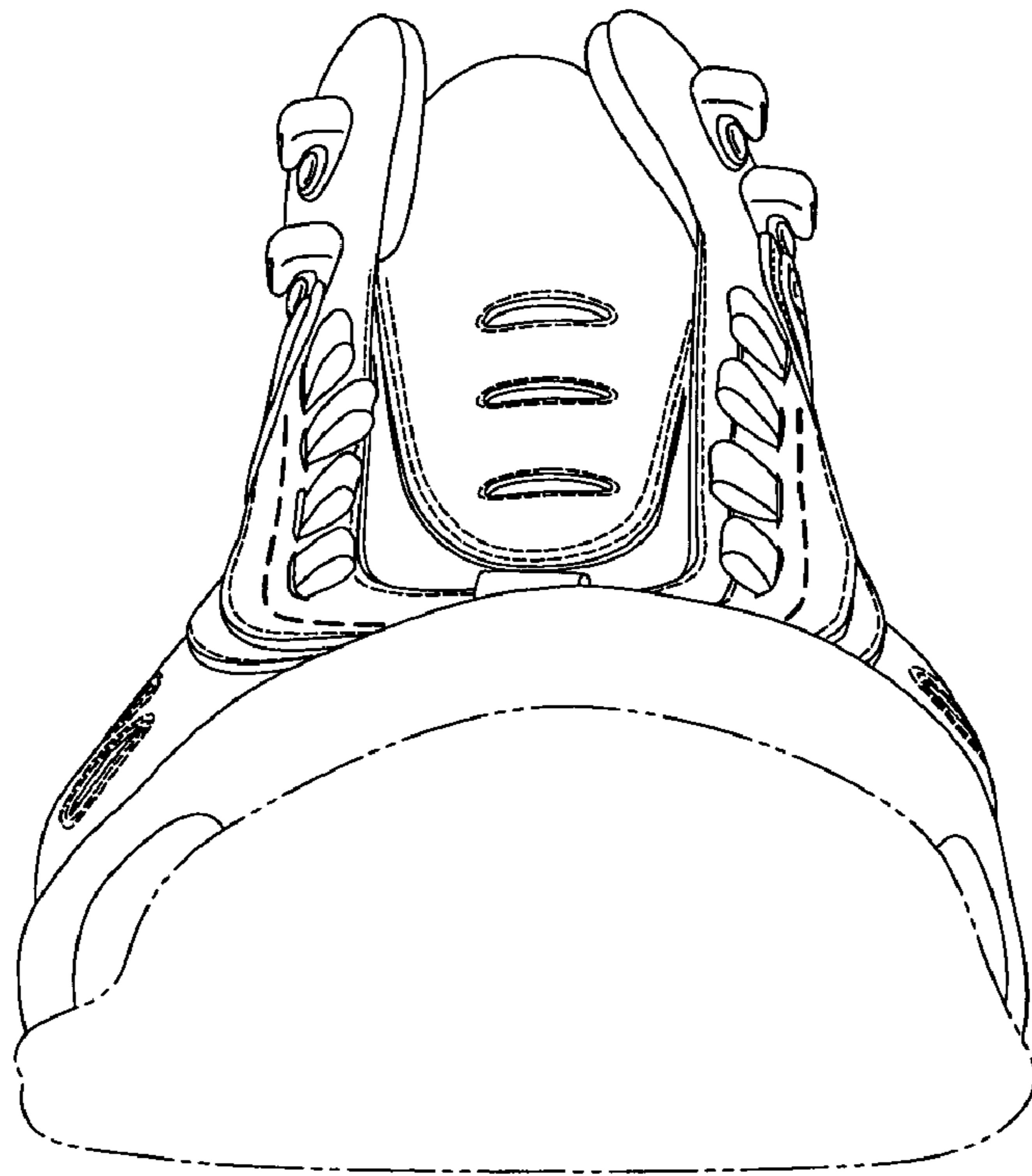


Fig. 5

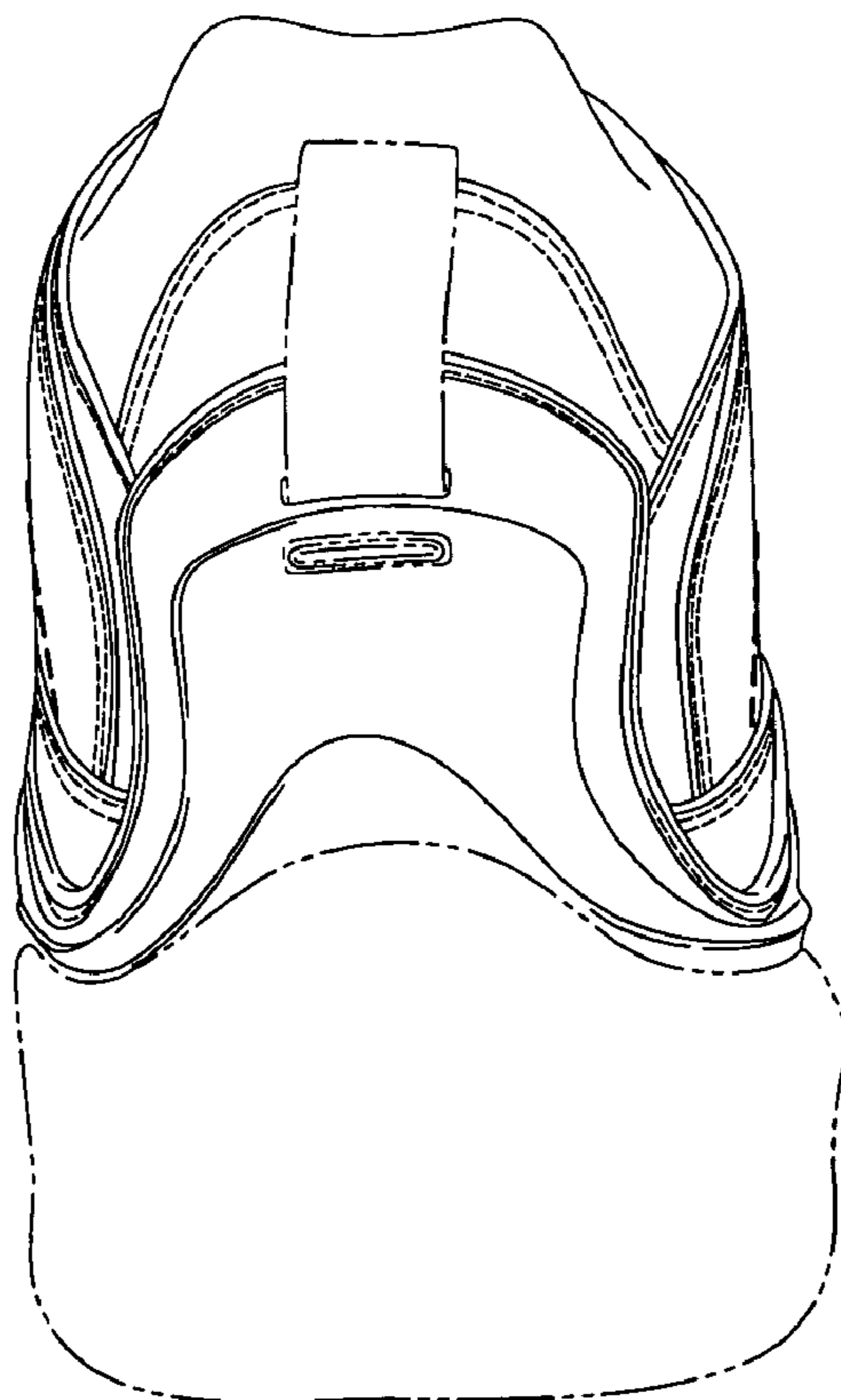


Fig. 6